Blount County Government

359 Court Street
Maryville, TN 37804-5906

Agenda

Board of Commissioners

Thursday, January 17, 2019 | **7:00 PM** | **Blount County Courthouse, Room 430**

ROLL CALL

A. SETTING OF AGENDA.

B. CONSENT CALENDAR.

1. Approval of Minutes - Board of Commissioners Regular Meeting - December 20, 2018.

Attachments: Minutes 2018-Dec-20

2. Approval of Minutes - Zoning Pubic Hearing - December 11, 2018.

Attachments: ZPH Minutes 2018-Dec-11

3. Approval of Bonds and Oaths.

Attachments: 19-01-011 BONDS AND OATHS RESOLUTION
Oaths of Deputy Sheriffs 19-01-011
Notary Public Bonds Oaths 19-01-011

4. Election of Notaries.

Attachments: Notaries to be Elected 2019-Jan-17

5. Receiving of Reports - FOR INFORMATION ONLY.

Attachments: Human Resources Committee Minutes 2018-10-16
Insurance Committee Minutes 2018-Nov-13
JailFacilityInspectionReportDec.20,2018
Perishables Report - January 2019
4th Qtr. 2018 Record Requests
Trustee Report 2018-Dec

6. DECEMBER FINANCIAL REPORTS (INFORMATION ONLY)

Attachments:
- Report Cover.pdf
- Salary %s.pdf
- Attorney Fees.pdf
- Capital Assets.pdf
- E-Commerce Card Summary and Detail Reports - December 2018.pdf
- Utilities.pdf
- Revenues.pdf
- Expenditures.pdf
- Increases-Decreases.pdf
- PAs.pdf
- Travel.pdf
- Transfers.pdf
- PBA.pdf

C. PUBLIC INPUT ON ITEMS ON THE AGENDA.

D. ELECTIONS, APPOINTMENTS, AND CONFIRMATIONS.

1. Blount Memorial Hospital Board of Directors - Appointments (3-Year Term) of Carolyn Forster and Clarence Williams.

Attachments:
- Letter - BMH Board Appointments
- Resume - Forster - BMH Board
- Resume - Williams - BMH Board
- Website Bios

2. Budget Committee - Confirmation of County Mayor Appointments (1-Year Term) of Jared Anderson, Mike Caylor, Sharon Hannum, and Tom Stinnett.

Attachments:
- Memo Budget Committee Reappointments
- Sharon Hannum Resume

3. Public Building Authority - Confirmation of County Mayor Appointment (6-Year Term) of Sylvia Davis.

Attachments:
- Memo PBA Appointment
- Sylvia Davis - PBA Resume

4. Jail Inspection Committee - Reappointments (1-Year Term) of Keith Brock, James Ferguson, and Sharon Hannum.

Attachments:
- Keith Brock Resume
- James Ferguson Bio
- Sharon Hannum Resume

E. UNFINISHED BUSINESS.

1. Resolution No. 18-12-016, A RESOLUTION TO AMEND THE ZONING MAP OF BLOUNT COUNTY TENNESSEE, from S (Suburbanizing) to I (Industrial) by the City of Alcoa for a 53.68 acre tract of land at 123 and 157 Sparks Road, Friendsville, TN (Tax map 067 parcel 013.00).

   Attachments: Public Hearing - Resolution 123-157 Sparks Rd
   PH NOTICE - 123-157 Sparks Rd - ad w pic
   min102518 - 123-157 Sparks Rd
   Staff Memo 10-25-18 Public Hearing - Rezoning 123-157 Sparks Road (1)
   Alcoa-Maryville-BlountCountyProperties.pdf
   Sparks Property EXHIBIT.pdf
   Sparks Property Memo Commission December 20 2018.pdf

F. NEW BUSINESS.

1. Annual Adjustments Financial Assurance Agreements for the Alcoa/Maryville/Blount County Landfill.

   Attachments: AlcoaCityofMaryvilleCityofBlountCounty(2019InflAdjNotice)122118dfl - less form
   2019 Contract Amendment - DML 05-0091 NA & SA
   2019 Contract Amendment - SNL 05-103-0105 Orig & Phase 1-7

2. Resolution No. 19-01-012, Resolution to Approve Lease Agreement Between Blount County, Tennessee and U.S. Congressman Tim Burchett for Office Space in Blount County Courthouse.

   Attachments: Resolution (Burchett office space)
   Congressman's Office-TN-02 Blount Satellite Lease DRAFT (1)

3. Resolution No. 19-01-013, Resolution to Approve Lease Agreement Between Blount County, Tennessee and Townsend, Tennessee Relative to Kinzel Springs Road Bridge.

   Attachments: Resolution (Kinzel Springs Bridge)
   Exhibit 1 Lease Agreement for Kinzel Springs Rd Bridge

4. Resolution No. 19-01-014, A Resolution to Implement a Technical Correction to the Blount County Government Handbook.

   Attachments: Tech Corrections to Handbook Resolution Draft
   HR Committee Minutes 2019-Jan-2

5. Resolution No. 19-01-015, A Resolution to Implement the Recommended Compensation System by Evergreen Solutions.

Attachments: Evergreen Resolution

DR - Compensation Plan Update for Blount County

HR Committee Minutes 2019-Jan-2

Memo to HR Committee Compensation Study Update

G. ANNOUNCEMENTS AND STATEMENTS.

H. PUBLIC INPUT ON ITEMS NOT ON THE AGENDA.

I. ADJOURNMENT.

Blount County Government

359 Court Street
Maryville, TN 37804-5906

Legislation Details (With Text)

File #:	19-13	**Version:**	1	**Name:**	
Type:	Minutes			**Status:**	Agenda Ready
File created:	1/9/2019			**In control:**	Board of Commissioners
On agenda:	1/17/2019			**Final action:**	
Title:	Approval of Minutes - Board of Commissioners Regular Meeting - December 20, 2018.				
Sponsors:					
Indexes:					
Code sections:					
Attachments:	Minutes 2018-Dec-20				

Date	Ver.	Action By	Action	Result

Blount County Government

359 Court Street
Maryville, TN 37804-5906

Meeting Minutes

Board of Commissioners

Thursday, December 20, 2018 | **7:00 PM** | **Blount County Courthouse, Room 430**

ROLL CALL

BE IT REMEMBERED, that the Blount County Board of Commissioners met in regular session on Thursday, December 20, 2018, at 7:00 p.m. in the Blount County Courthouse of Maryville, Tennessee. Blount County Commission Chairman Ron French called the meeting to order. An electronic roll call was taken by Blount County Clerk Gaye Hasty. There were 19 present and 2 absent. The Chairman declared a quorum to exist. The following proceedings were held, to wit:

Present: 19 - Commissioner Mike Akard, Commissioner Jared Anderson, Commissioner Robbie Bennett, Commissioner Brad Bowers, Commissioner Nick Bright, Vice Chair Richard Carver, Commissioner Mike Caylor, Commissioner Dodd Crowe, Chairperson Ron French, Commissioner James Hammontree, Commissioner Jackie Hill, Commissioner Tom Hood, Commissioner Scott King, Commissioner Staci Lawhorn, Commissioner Joe McCulley, Commissioner Steve Mikels, Commissioner Dawn Reagan, Commissioner Brian Robbins, and Commissioner Tom Stinnett

Absent: 2 - Commissioner Jeff Jopling, and Commissioner Linda Webb

A. SETTING OF AGENDA.

A motion was made by Commissioner Anderson, seconded by Commissioner Bowers, to set the agenda. An electronic vote was taken. The Chairman declared the motion to have passed by the following vote:

Yes: 19 - Akard, Anderson, Bennett, Bowers, Bright, Carver, Caylor, Crowe, French, Hammontree, Hill, Hood, King, Lawhorn, McCulley, Mikels, Reagan, Robbins, and Stinnett

No: 0

Absent: 2 - Jopling, and Webb

Abstain: 0

B. CONSENT CALENDAR.

A motion was made by Commissioner Hammontree, seconded by Commissioner Mikels, that the Consent Calendar be approved. An electronic vote was taken. The Chairman declared the motion to have passed by the following vote:

Yes: 19 - Akard, Anderson, Bennett, Bowers, Bright, Carver, Caylor, Crowe, French, Hammontree, Hill, Hood, King, Lawhorn, McCulley, Mikels, Reagan, Robbins, and Stinnett

No: 0

Absent: 2 - Jopling, and Webb

Abstain: 0

1. Commission Minutes for November 15, 2018.

Attachments: Board of Commissioners Minutes 2018-Nov-15

The minutes were approved.

2. Approval of Bonds and Oaths.

Attachments: BONDS AND OATHS RESOLUTION 18-12-011

Oaths of Deputy Sheriffs 2018-Dec-20

Notary Publics Bonds Oaths 2018-Dec-20

The resolution was adopted.

3. Election of Notaries.

Attachments: Notaries to be Elected 2018-Dec-20

The notaries were approved.

4. Receiving of Reports - FOR INFORMATION ONLY.

Attachments: Blount Memorial Foundation, Inc. Financial Statements 2018 (1)

BMH - Annual Financial Report YR ending 6.30.2018 and 2017 (Part 1 of 2)
BMH - Annual Financial Report YR ending 6.30.2018 and 2017 (Part 2 of 2)
JailFacilityInspectionReportOct.18,2018

JailFacilityInspectionReportNov.15,2018

Animal Center Advisory Board Minutes 2018-Feb-22

Animal Center Advisory Board Minutes 2017-Nov-21

Audit Committee Minutes 2018-Oct-18

BZA minutes 10-4-2018

BZA minutes 9-6-2018

BZA minutes 8-2-2018

BZA minutes 6-7-2018

Budget Committee Minutes 2018-Nov-6

Education Committee Minutes 2018-Oct-30

Planning - min102518

Planning - min92718

Planning - min82318

Planning - min62818

Trustee Monthly Report for November 2018

The reports were received and filed.

5. NOVEMBER FINANCIAL REPORTS (INFORMATION ONLY)

Attachments: Reports cover.pdf

Capital Assets.pdf

Salary Distribution %s.pdf

E - Commerce Card Summary and Detail Reports - November 2018.pdf

Attorney Expenses.pdf

Utilities.pdf

Revenues.pdf

Expenditures.pdf

Increases-Decreases.pdf

PAs.pdf

Travel.pdf

Transfers.pdf

PBA.pdf

The reports were received and filed.

6. Certified Election Results for November 6, 2018 - FOR INFORMATION ONLY.

Attachments: Letter Regarding Certified Election Results for 2018-Nov-6

State Federal General Election 2018-Nov-6

Alcoa Election 2018-Nov-6

Louisville Election 2018-Nov-6

Maryville Election 2018-Nov-6

Townsend Election 2018-Nov-6

The reports were received and filed.

C. PUBLIC INPUT ON ITEMS ON THE AGENDA.

D. ELECTIONS, APPOINTMENTS, AND CONFIRMATIONS.

1. Audit Committee - 1 Vacancy - Commission Appointment - Tim Eichhorn, or Karen McKee.

Attachments: Tim Eichhorn

Karen Phillips McKee CPA

A roll call vote was taken by the Clerk. The Chairman declared Mr. Tim Eichhorn appointed to the Audit Committee by the following vote:

For Tim Eichhorn: 13 - Akard, Anderson, Bennett, Bowers, Bright, Carver, Caylor, Crowe, King, Lawhorn, Reagan, Robbins, and Stinnett

For Karen McKee: 6 - French, Hammontree, Hill, Hood, McCulley, and Mikels

Absent: 2 - Jopling, and Webb

Abstain: 0

2. Public Building Authority - Confirmation of Mayor Appointments - Jason F. Emert, Jerry G. Cunningham, and Bo Henry - Terms Expire 7/31/2023.

Attachments: Appointment Recommendations for Blount County PBA_Redacted

A motion was made by Commissioner McCulley, seconded by Commissioner Bowers, that the appointments be approved. An electronic vote was taken. The Chairman declared the motion to have passed by the following vote:

Yes: 19 - Akard, Anderson, Bennett, Bowers, Bright, Carver, Caylor, Crowe, French, Hammontree, Hill, Hood, King, Lawhorn, McCulley, Mikels, Reagan, Robbins, and Stinnett

No: 0

Absent: 2 - Jopling, and Webb

Abstain: 0

E. UNFINISHED BUSINESS.

F. NEW BUSINESS.

1. Highway $30,000 (building improvements for ADA compliance, IT and security upgrades)

Attachments: Hwy transfer.pdf

A motion was made by Vice Chair Carver, seconded by Commissioner Hood, that the budget request be approved. An electronic vote was taken. The Chairman declared the motion to have passed by the following vote:

Yes: 19 - Akard, Anderson, Bennett, Bowers, Bright, Carver, Caylor, Crowe, French, Hammontree, Hill, Hood, King, Lawhorn, McCulley, Mikels, Reagan, Robbins, and Stinnett

No: 0

Absent: 2 - Jopling, and Webb

Abstain: 0

2. Resolution 18-12-001 Library - $297,119.08 (use of fund balance for chiller replacement and HVAC software)

Attachments: Resolution 18-12-001 Library - HVAC Memo and Amendment.pdf

Daikin NIPA Proposal- Blount Co Library- AGZ Chiller EQ Only- 11-27-18.pdf
Daikin NIPA Proposal- Blount Co Library- AGZ Chiller Install Only- 11-27-18.pdf
Daikin Response - Library HVAC Contols.pdf

A motion was made by Commissioner Lawhorn, seconded by Commissioner Anderson, that the resolution be adopted. An electronic vote was taken. The Chairman declared the motion to have passed by the following vote:

Yes: 19 - Akard, Anderson, Bennett, Bowers, Bright, Carver, Caylor, Crowe, French, Hammontree, Hill, Hood, King, Lawhorn, McCulley, Mikels, Reagan, Robbins, and Stinnett

No: 0

Absent: 2 - Jopling, and Webb

Abstain: 0

3. Resolution 18-12-002 Circuit Court Judge (General Cty) - $30,784.50 (grant funds to bulletproof judges benches at the Justice Center - 90/10 grant)

Attachments: Resolution 18-12-002 Cir Crt Bulletproof benches

CCC Bulletproof benches.pdf

A motion was made by Commissioner Anderson, seconded by Vice Chair Carver, that the resolution be adopted. An electronic vote was taken. The Chairman declared the motion to have passed by the following vote:

Yes: 19 - Akard, Anderson, Bennett, Bowers, Bright, Carver, Caylor, Crowe, French, Hammontree, Hill, Hood, King, Lawhorn, McCulley, Mikels, Reagan, Robbins, and Stinnett

No: 0

Absent: 2 - Jopling, and Webb

Abstain: 0

4. Resolution 18-12-003 Juvenile Court (General Cty) - $8,000.00 (funds for training collected and then used to conduct a training program - CLE)

Attachments: Resolution 18-12-003 Juv Crt training

Juv Crt training course.pdf

A motion was made by Commissioner Anderson, seconded by Commissioner Hood, that the resolution be adopted. An electronic vote was taken. The Chairman declared the motion to have passed by the following vote:

Yes: 19 - Akard, Anderson, Bennett, Bowers, Bright, Carver, Caylor, Crowe, French, Hammontree, Hill, Hood, King, Lawhorn, McCulley, Mikels, Reagan, Robbins, and Stinnett

No: 0

Absent: 2 - Jopling, and Webb

Abstain: 0

5. BUDGET PROCESS CALENDAR FOR FY19-20

Attachments: Budget Process Calendar.pdf

A motion was made by Vice Chair Carver, seconded by Commissioner Anderson, that the budget process calendar be approved. An electronic vote was taken. The Chairman declared the motion to have passed by the following vote:

Yes: 19 - Akard, Anderson, Bennett, Bowers, Bright, Carver, Caylor, Crowe, French, Hammontree, Hill, Hood, King, Lawhorn, McCulley, Mikels, Reagan, Robbins, and Stinnett

No: 0

Absent: 2 - Jopling, and Webb

Abstain: 0

6. Resolution No. 18-12-012, A Resolution Approving Stop Loss Insurance Vendor for Blount County Government.

Attachments: Resolution for Stop Loss Vendor effective 01 01 2019

HR Minutes 2018-Nov-13

A motion was made by Commissioner Stinnett, seconded by Commissioner Hammontree, that the resolution be adopted. An electronic vote was taken. The Chairman declared the motion to have passed by the following vote:

Yes: 19 - Akard, Anderson, Bennett, Bowers, Bright, Carver, Caylor, Crowe, French, Hammontree, Hill, Hood, King, Lawhorn, McCulley, Mikels, Reagan, Robbins, and Stinnett

No: 0

Absent: 2 - Jopling, and Webb

Abstain: 0

7. Resolution No. 18-12-015, A Resolution to Amend Blount County Beer Ordinance of 2014.

Attachments: Resolution beer ordinance 2018

Beer Ordinance with changes 08-05-14revised 2

TCA 57-5-105

A motion was made by Commissioner Stinnett, seconded by Commissioner King, that the resolution be adopted. An electronic vote was taken. The Chairman declared the motion to have failed by the following vote:

Yes: 6 - Bennett, Bright, French, King, Lawhorn, and Reagan

No: 13 - Akard, Anderson, Bowers, Carver, Caylor, Crowe, Hammontree, Hill, Hood, McCulley, Mikels, Robbins, and Stinnett

Absent: 2 - Jopling, and Webb

Abstain: 0

8. Resolution No. 18-12-016, A RESOLUTION TO AMEND THE ZONING MAP OF BLOUNT COUNTY TENNESSEE, from S (Suburbanizing) to I (Industrial) by the City of Alcoa for a 53.68 acre tract of land at 123 and 157 Sparks Road, Friendsville, TN (Tax map 067 parcel 013.00).

Attachments: Public Hearing - Resolution 123-157 Sparks Rd

PH NOTICE - 123-157 Sparks Rd - ad w pic

min102518 - 123-157 Sparks Rd

Staff Memo 10-25-18 Public Hearing - Rezoning 123-157 Sparks Road (1)
Alcoa-Maryville-BlountCountyProperties.pdf

Sparks Property EXHIBIT.pdf

Sparks Property Memo Commision December 20 2018.pdf

A motion was made by Vice Chair Carver, seconded by Commissioner Hill, that the resolution be adopted.

A motion was made by Commissioner Robbins, seconded by Commissioner Akard, that the resolution be postponed until the next Board of Commissioners meeting on January 17, 2019. An electronic vote was taken. The Chairman declared the motion to have passed by the following vote:

Yes: 15 - Akard, Anderson, Bennett, Bowers, Bright, Carver, Crowe, French, Hammontree, Lawhorn, McCulley, Mikels, Reagan, Robbins, and Stinnett

No: 4 - Caylor, Hill, Hood, and King

Absent: 2 - Jopling, and Webb

Abstain: 0

9. Resolution No. 18-12-017, A Resolution to Allow Safe Passage in Blount County, Tennessee for a Certain Visitor from the North Pole.

Attachments: Santa resolution 2018-Dec-20

The Chairman read the resolution aloud. A motion was made by Commissioner Bowers, seconded by Commissioner Reagan, that the resolution be adopted. An electronic vote was taken. The Chairman declared the motion to have passed by the following vote:

Yes: 18 - Akard, Anderson, Bennett, Bowers, Bright, Carver, Caylor, Crowe, French, Hill, Hood, King, Lawhorn, McCulley, Mikels, Reagan, Robbins, and Stinnett

No: 1 - Hammontree

Absent: 2 - Jopling, and Webb

Abstain: 0

G. ANNOUNCEMENTS AND STATEMENTS.

H. PUBLIC INPUT ON ITEMS NOT ON THE AGENDA.

I. ADJOURNMENT.

A motion was made to adjourn. The Chairman declared the Blount County Board of Commissioners meeting adjourned at 8:04 p.m. on Thursday, December 20, 2018.

Blount County Government

359 Court Street
Maryville, TN 37804-5906

Legislation Details (With Text)

File #:	19-14	**Version:**	1	**Name:**	
Type:	Minutes			**Status:**	Agenda Ready
File created:	1/9/2019			**In control:**	Board of Commissioners
On agenda:	1/17/2019			**Final action:**	
Title:	Approval of Minutes - Zoning Pubic Hearing - December 11, 2018.				
Sponsors:					
Indexes:					
Code sections:					
Attachments:	ZPH Minutes 2018-Dec-11				

Date	Ver.	Action By	Action	Result

powered by Legistar™

Blount County Government

359 Court Street
Maryville, TN 37804-5906

Meeting Minutes

Board of Commissioners

Tuesday, December 11, 2018 | **6:00 PM** | **Blount County Courthouse, Room 430**

Zoning Public Hearing

ROLL CALL

BE IT REMEMBERED that a Zoning Public Hearing was held on Tuesday, December 11, 2018, at 6:00 p.m. in the Blount County Courthouse of Maryville, Tennessee. An electronic roll call was taken by Blount County Clerk Gaye Hasty. There were 20 present and 1 absent with the late arrival of Commissioners Akard, Bennett and Webb. Chairman French declared the public hearing open. The Clerk read the call. The following proceedings were held, to wit:

Present: 20 - Commissioner Mike Akard, Commissioner Jared Anderson, Commissioner Robbie Bennett, Commissioner Brad Bowers, Commissioner Nick Bright, Vice Chair Richard Carver, Commissioner Dodd Crowe, Chairperson Ron French, Commissioner James Hammontree, Commissioner Jackie Hill, Commissioner Tom Hood, Commissioner Jeff Jopling, Commissioner Scott King, Commissioner Staci Lawhorn, Commissioner Joe McCulley, Commissioner Steve Mikels, Commissioner Dawn Reagan, Commissioner Brian Robbins, Commissioner Tom Stinnett, and Commissioner Linda Webb

Absent: 1 - Commissioner Mike Caylor

A. PUBLIC HEARING.

1. Resolution No. 18-12-016, A RESOLUTION TO AMEND THE ZONING MAP OF BLOUNT COUNTY TENNESSEE, from S (Suburbanizing) to I (Industrial) by the City of Alcoa for a 53.68 acre tract of land at 123 and 157 Sparks Road, Friendsville, TN (Tax map 067 parcel 013.00).

Attachments: Public Hearing - Resolution 123-157 Sparks Rd

PH NOTICE - 123-157 Sparks Rd - ad w pic

min102518 - 123-157 Sparks Rd

Staff Memo 10-25-18 Public Hearing - Rezoning 123-157 Sparks Road (1)
Alcoa-Maryville-BlountCountyProperties.pdf

Sparks Property EXHIBIT.pdf

Sparks Property Memo Commision December 20 2018.pdf

The Chairman asked if anyone wished to speak. There were eight (8) citizens that spoke in opposition to the resolution, and no one spoke in favor of the resolution.

B. ADJOURNMENT.

The Chairman declared the public hearing closed at 6:24 p.m. on Tuesday, December 11, 2018.

Blount County Government

359 Court Street
Maryville, TN 37804-5906

Legislation Details (With Text)

File #:	RES 19-002	**Version:**	1	**Name:**	
Type:	Resolution			**Status:**	Agenda Ready
File created:	1/3/2019			**In control:**	Board of Commissioners
On agenda:	1/17/2019			**Final action:**	
Title:	Approval of Bonds and Oaths.				
Sponsors:					
Indexes:					
Code sections:					
Attachments:	19-01-011 BONDS AND OATHS RESOLUTION Oaths of Deputy Sheriffs 19-01-011 Notary Public Bonds Oaths 19-01-011				

Date	Ver.	Action By	Action	Result

powered by Legistar™

RESOLUTION NO. 19-01-011

Sponsored by Commissioners Ron French and Rick Carver

A RESOLUTION TO APPROVE AND ACCEPT THE BONDS AND OATHS OF DEPUTY SHERIFFS, AND NOTARY PUBLICS OF BLOUNT COUNTY, TENNESSEE.

BE IT RESOLVED, by the Board of Commissioners of Blount County, Tennessee, in regular session assembled on January 17, 2019:

WHEREAS, Gaye Hasty, Blount County Clerk, has certified according to the records of her office that the persons named on the attached listing entitled "OATHS OF DEPUTY SHERIFFS" have taken their oaths of office; and

WHEREAS, said Gaye Hasty, has certified according to the records of her office that the persons named on the attached listing entitled "NOTARY PUBLIC BONDS AND OATHS" have given approved bonds for the office of Notary Public and have taken their oaths of office.

NOW THEREFORE, BE RESOLVED BY THE BOARD OF COMMISSIONERS OF BLOUNT COUNTY, TENNESSEE:

1. That the persons named on the attached listing entitled "OATHS OF DEPUTY SHERIFFS" are hereby approved for such and the bonds are accepted and their oaths therefor are approved as taken; and
2. That the persons named on the attached listing entitled "NOTARY PUBLIC BONDS AND OATHS" are hereby approved for such and the bonds or sureties are accepted and approved and their oaths therefor are approved as taken; and
3. That each such person named on the listing hereinabove mentioned (which listing is attached hereto and incorporated herein by reference) is hereby deemed to have been individually considered according to the particular matter relating thereto.

BE IT FURTHER RESOLVED THAT THIS RESOLUTION TAKE EFFECT FROM AND AFTER PASSAGE, THE PUBLIC WELFARE REQUIRING IT.

CERTIFICATION OF ACTION **ATTEST**

_____ _____

Commission Chairman County Clerk

Approved____

Vetoed_____ _____ _____

County Mayor Date

REPORT FROM THE OFFICE OF THE COUNTY CLERK

TO THE BLOUNT COUNTY COMMISSION

OATHS OF DEPUTY SHERIFFS

JANUARY 17, 2019

DEPUTY	DATE OF OATH
LARRY BRANHAM	12/10/2018
ALANA CAUGHRON	12/10/2018
MIKAEL MCCARTER	12/10/2018
SAMANTHA B. MULL	12/10/2018
NATHANIEL RUSSELL	12/10/2018

REPORT FROM THE OFFICE OF THE COUNTY CLERK
TO THE BLOUNT COUNTY COMMISSION
NOTARY PUBLIC BONDS OATHS.

DATE: JANUARY 17, 2019

THE FOLLOWING NOTARIES PUBLIC ELECT OF BLOUNT COUNTY APPEARED IN THE COUNTY CLERK'S OFFICE TO RECEIVE THEIR COMMISSIONS DULY SIGNED BY HONORABLE BILL HASLAM. GOVERNOR, AND COUNTERSIGNED BY APPROVED BOND OF TEN THOUSAND DOLLARS AND QUALIFIED AS BY LAW REQUIRED:
New Total: 25 Reappointment Total: 0

NAME OF NOTARY PUBLIC	DATE QUALIFIED	SURETIES
HEATHER LEDFORD	12-05-2018	AUTO-OWNERS MUTUAL INS. CO.
AMY M COWDEN	12-05-2018	THE CINCINNATI INS. CO.
ANNETTE M BURCHFIELD	12-05-2018	AMERICAN BANKERS INS. CO. OF F
ALICIA L BAILEY	12-05-2018	THE CINCINNATI INS. CO.
MELINDA LUNSFORD	12-06-2018	WESTERN SURETY COMPANY
JOANIE HELTERBRAND	12-06-2018	AMERICAN BANKERS INS. CO. OF F
J. MCCORMICK	12-06-2018	AMERICAN BANKERS INS. CO. OF F
JEFFREY D CURTIS	12-07-2018	THE CINCINNATI INS. CO.
DANIELLE HARDIN	12-11-2018	MERCHANTS BONDING CO.
LEAH SMITH	12-12-2018	WESTERN SURETY CO.
KIM GARDNER	12-12-2018	WESTERN SURETY CO.
COURTNEY ELLENE ANDREW	12-12-2018	WESTERN SURETY CO.
DELORES ANN GARNER	12-12-2018	OLD REPUBLIC SURETY CO.
LISA C COOK	12-14-2018	RLI INSURANCE CO.
AMANDA DAVIS	12-14-2018	OLD REPUBLIC SURETY CO.
JENNIFER HUNT	12-14-2018	OLD REPUBLIC SURETY CO.
LEANN SINGLETON	12-14-2018	WESTERN SURETY CO.
LAURA JANE WEBB	12-14-2018	WESTERN SURETY CO.
JENNIFER HENSON	12-17-2018	SURETY BONDING COMPANY OF AMER
SARAH MOSCRIPT	12-18-2018	SURETY BONDING COMPANY OF AMER
PAMELA L CRAWFORD	12-19-2018	RLI INSURANCE CO.
JAMA LOIS SIPERLY	12-21-2018	WILLIAM MILLSAPS
		AMY HETTMANBERGER
ANNE M. HODGES	12-28-2018	STATE FARM FIRE AND CASUALTY C
CINDY I MORTON	12-28-2018	SURETY BONDING COMPANY OF AMER
WENDY MICHELLE OUELLETTE	12-28-2018	SURETY BONDING COMPANY OF AMER

Blount County Government

359 Court Street
Maryville, TN 37804-5906

Legislation Details (With Text)

File #:	19-12	**Version:**	1	**Name:**	
Type:	Report			**Status:**	Agenda Ready
File created:	1/3/2019			**In control:**	Board of Commissioners
On agenda:	1/17/2019			**Final action:**	
Title:	Election of Notaries.				
Sponsors:					
Indexes:					
Code sections:					
Attachments:	Notaries to be Elected 2019-Jan-17				

Date	Ver.	Action By	Action	Result

BLOUNT COUNTY CLERK
GAYE HASTY COUNTY CLERK
345 COURT STREET
MARYVILLE TN 37804
Telephone 865-273-5800
Fax 865-273-5815

Notaries to be elected January 17,2019

SHERRY SHURDEN BREWER	SHANNON J. JAMBON
JANIE GAIL CHAPMAN	JAMES H KIRK JR
KELLY ROCHELLE EDIERS	MELISSA LANE
JULIE SCARLET FOSTER	TINA MARIE REED
ANN PARKER FRARY	LISA STREMSTERFER
LEIGH ERIN GRIFFITH-SEEBACH	CELENA WILSON
LANDON TREVOR HUMPHREY	STEPHEN J. WOLFE
DONNA M HUNT	

Blount County Government

359 Court Street
Maryville, TN 37804-5906

Legislation Details (With Text)

File #:	19-6	**Version:**	1	**Name:**	
Type:	Report			**Status:**	Agenda Ready
File created:	1/3/2019			**In control:**	Board of Commissioners
On agenda:	1/17/2019			**Final action:**	
Title:	Receiving of Reports - FOR INFORMATION ONLY.				
Sponsors:					
Indexes:					
Code sections:					
Attachments:	Human Resources Committee Minutes 2018-10-16 Insurance Committee Minutes 2018-Nov-13 JailFacilityInspectionReportDec.20,2018 Perishables Report - January 2019 4th Qtr. 2018 Record Requests Trustee Report 2018-Dec				

Date	Ver.	Action By	Action	Result

Blount County

359 Court Street
Maryville, TN 37804-5906

Meeting Minutes - Final

Human Resources Committee

Tuesday, October 16, 2018 | **5:00 PM** | **Blount County Courthouse, Room 430**

Emergency Announcement

A. Roll Call

Roll Call was taken

Present 10 - Mayor Ed Mitchell, Register of Deeds Phyllis Crisp, Trustee Scott Graves, School Representative David Murrell, School Representative Rob Britt, Commissioner Jared Anderson, Commissioner Dodd Crowe, Commissioner Jim Hammontree, Commissioner Tom Stinnett, and Sheriff Jim Berrong

Absent 2 - Highway Superintendent Jeff Headrick, and Commissioner Richard Carver

B. Election of Chairman

Commissioner Ron French called the meeting to order. Commissioner French made the request for any nominations for Chairman. Motion was made by Commissioner Stinnett to nominate Commissioner Anderson. A second was made by Trustee Graves. Register of Deeds Crisp made the motion to cease nominations and seconded by Commissioner Crowe. A voice vote was taken, all was in favor. Commissioner French stated motion carries as Commissioner Anderson is the HR Committee Chairman.

C. Election of Vice Chairman

A motion was made by Commissioner Stinnett, seconded by School Representative Britt, for the nomination of Commissioner Crowe as Vice Chairman. An electronic vote was taken. The Chairman declared the motion to have passed by the following vote:

Yes: 9 - Mayor Mitchell, Register of Deeds Crisp, Trustee Graves, School Representative Murrell, School Representative Britt, Commissioner Anderson, Commissioner Hammontree, Commissioner Stinnett, and Sheriff Berrong

No: 0

Absent: 2 - Highway Superintendent Headrick, and Commissioner Carver

Abstain: 1 - Commissioner Crowe

D. Setting of Agenda

A motion was made by Sheriff Berrong, seconded by Commissioner Hammontree, for setting of the agenda. An electronic vote was taken. The Chairman declared the motion to have passed by the following vote:

Yes: 10 - Mayor Mitchell, Register of Deeds Crisp, Trustee Graves, School Representative Murrell, School Representative Britt, Commissioner Anderson, Commissioner Crowe, Commissioner Hammontree, Commissioner Stinnett, and Sheriff Berrong

No: 0

Absent: 2 - Highway Superintendent Headrick, and Commissioner Carver

Abstain: 0

E. Public Input on Items on the Agenda

F. Approval of Minutes.

A motion was made by School Representative Britt, seconded by Commissioner Stinnett, to approve the June 4, 2018 HR Committee Minutes. An electronic vote was taken. The Chairman declared the motion to have passed by the following vote:

Yes: 10 - Mayor Mitchell, Register of Deeds Crisp, Trustee Graves, School Representative Murrell, School Representative Britt, Commissioner Anderson, Commissioner Crowe, Commissioner Hammontree, Commissioner Stinnett, and Sheriff Berrong

No: 0

Absent: 2 - Highway Superintendent Headrick, and Commissioner Carver

Abstain: 0

1.

Attachments: MeetingMinutes12-Jun-2018-08-25-46

G. Financial Reports

1.

Attachments: Revenue and Expenditures FY 2018-2019.xlsx

H. Discussion and possible action

1. Vacation Policy

The Vacation Policy update was given out at the meeting for the committee to discuss and make a recommendation. A motion was made by Mayor Mitchell, seconded by Register of Deeds Crisp, the recommendation regarding the Vacation Policy that has been updated be forwarded to the Agenda Committee. An electronic vote was taken. The Chairman declared the motion to have passed by the following vote:

Yes: 10 - Mayor Mitchell, Register of Deeds Crisp, Trustee Graves, School Representative Murrell, School Representative Britt, Commissioner Anderson, Commissioner Crowe, Commissioner Hammontree, Commissioner Stinnett, and Sheriff Berrong

No: 0

Absent: 2 - Highway Superintendent Headrick, and Commissioner Carver

Abstain: 0

2. Stoploss Carrier Renewal

Cole Harris with CBIZ Benefits presented a powerpoint presentation to the committee reagrding stoploss recomendations. A motion was made by Commissioner Stinnett, seconded by Commissioner Hammontree, that this information be forwarded to the Insurance Committee. An electronic vote was taken. The Chairman declared the motion to have passed by the following vote:

Yes: 10 - Mayor Mitchell, Register of Deeds Crisp, Trustee Graves, School Representative Murrell, School Representative Britt, Commissioner Anderson, Commissioner Crowe, Commissioner Hammontree, Commissioner Stinnett, and Sheriff Berrong

No: 0

Absent: 2 - Highway Superintendent Headrick, and Commissioner Carver

Abstain: 0

I. Announcements /Next Meeting

HR Committee will continue to meet quarterly or as on a as needed basis. The request was made to have the Insurance Committee meet the same days and right after the HR Committee meets. The request was made to have a Special Called Meeting for the Insurance Committee for November 13, 2018 at 5 pm in the Commission Room. This will be to set the Chairman and the Vice Chairman along with the Stoploss Carrier Renewal information.

J. Public Input on items not on the Agenda

K. Adjournment

Blount County Government

359 Court Street
Maryville, TN 37804-5906

Meeting Minutes - Final

Insurance Committee

Tuesday, November 13, 2018 | **5:00 PM** | **Blount County Courthouse, Room 430**

Emergency Announcement

Election of Chairman

County Clerk Gaye Hasty requested nominations from the Committee to appoint a chairman for the committee. Commissioner Stinnett made the nomination to appoint Commissioner Anderson as the chairman and seconded by Commissioner Crowe. A motion was made by Commissioner Crowe and seconded by Commissioner Stinnett to close nominations. A roll call vote was taken for Commissioner Anderson to serve as Chairman: Commissioner Anderson Abstain; Commissioner Stinnett Yes; Commissioner Crowe Yes; Commissioner Carver and Hammontree Absent. Motion Passed.

A. Roll Call

Present 3 - Chairperson Jared Anderson, Vice Chair Dodd Crowe, and Commissioner Tom Stinnett

Absent 2 - Commissioner Richard Carver, and Commissioner Jim Hammontree

B. Election of Vice Chairman

Chairman Anderson requested nominations from the Committee to appoint a Vice Chairman for the committee. Commissioner Stinnett nominated Commissioner Crowe and seconded by Commissioner Anderson. A roll call vote was taken to elect Commission Crowe as Vice Chairman: Commissioner Anderson Yes; Commissioner Stinnett Yes; Commissioner Crowe Abstain; Commissioner Carver and Hammontree Absent. Motion Passed.

C. Setting of Agenda

A motion was made by Commissioner Stinnett, seconded by Commissioner Crowe, for setting of the agenda. An electronic vote was taken. The Chairman declared the motion to have passed by the following vote:

Yes: 3 - Chairperson Anderson, Vice Chair Crowe, and Commissioner Stinnett

No: 0

Absent: 2 - Commissioner Carver, and Commissioner Hammontree

Abstain: 0

D. Public Input on Items on the Agenda

E. Approval of Minutes

1. November 16, 2017 Minutes

Attachments: November 16, 2017 Minutes

A motion was made by Commissioner Stinnett, seconded by Commissioner Crowe, to approve the November 16, 2017 minutes. An electronic vote was taken. The Chairman declared the motion to have passed by the following vote:

Yes: 3 - Chairperson Anderson, Vice Chair Crowe, and Commissioner Stinnett

No: 0

Absent: 2 - Commissioner Carver, and Commissioner Hammontree

Abstain: 0

F. Discussion and Action

1. Stoploss Carrier Renewal Presentation

Attachments: Blount County Government HR Committee Stoploss 10-16-18 (1)

A motion was made by Commissioner Crowe, seconded by Commissioner Stinnett, to approve the recomendation from CBIZ, who made the recommendation for PartnerRE as the stoploss vendor for the 2019 plan year pending the final numbers/cost were not changing from the presentation submitted that will be given to CBIZ by end of business day Friday November 16, 2018. CBIZ contacted HR that Friday morning stating the numbers/cost did not change per the presentation that was submitted to the Insurance Committee on November 13, 2018. An email was sent to the committee members with the update. A resolution will be forwarded to Full Commission. An electronic vote was taken. The Chairman declared the motion to have passed by the following vote:

Yes: 3 - Chairperson Anderson, Vice Chair Crowe, and Commissioner Stinnett

No: 0

Absent: 2 - Commissioner Carver, and Commissioner Hammontree

Abstain: 0

G. Setting of Next Meetings

The Committee made the recommendation to meet right after the HR Committee Meetings for 2019. The meetings can be canceled with proper notice if no meeting is needed at the time.

H. Adjournment

PERISHABLES
October 1, 2018 – December 31, 2018

A&D DISTRIBUTORS, INC
(BOOKMARK CAFÉ ITEMS FOR RESALE)
VENDOR# 130730
BID # 2013-2279

PO No.	PO Date	Department	Description	PO Total
182478	12/13/18	BLOUNT CO. PUBLIC LIBRARY	FOOD ITEMS FOR RESALE IN BOOKMARK CAFÉ	$ 2,000.00
				$ 2,000.00

BIMBO BAKERIES USA INC
(BREAD PRODUCTS)
VENDOR# 172780
BID # 2017-2491

PO No.	PO Date	Department	Description	PO Total
				$ -

BORDEN DAIRY COMPANY OF KENTUCKY LLC
DBA FLAV-O-RICH DAIRIES LLC
(MILK PRODUCTS)
VENDOR# 120330

PO No.	PO Date	Department	Description	PO Total
181988	10/31/2018	BLOUNT COUNTY JAIL	FOOD SUPPLIES FOR CORRECTIONS	$ 5,366.16
182322	11/29/18	BLOUNT COUNTY JAIL	FOOD SUPPLIES FOR CORRECTIONS	$ 5,366.16
				$ 10,732.32

COCA-COLA BOTTLING CO. CONSOLIDATED
VENDOR# 169350
BID # 2017-2497

PO No.	PO Date	Department	Description	PO Total
				$ -

FLOWERS BAKING COMPANY OF MORRISTOWN
(BREAD PRODUCTS)
Vendor No. 104450

PO No.	PO Date	Department	Description	PO Total
182321	11/29/18	BLOUNT COUNTY JAIL	FOOD SUPPLIES FOR CORRECTIONS	$5,600.00
				$5,600.00

GORDON FOOD SERVICE
VENDOR# 133560
HPC CONTRACT (SCHOOLS ONLY)

PO No.	PO Date	Department	Description	PO Total
181893	10/24/18	SCHOOLS-EXTENDED SCHOOL PROGRAM	SNACK ITEMS	$ 10,000.00
182126	11/13/18	SCHOOLS FOOD SERVICE	FOOD FOR EAGLETON MIDDLE SCHOOL CATERING	$ 2,500.00
182284	11/26/18	SCHOOLS FOOD SERVICE	FOOD FOR FOOD BANK	$ 1,000.00
182531	12/17/18	SCHOOLS FOOD SERVICE	FOOD FOR CAFETERIAS FOR JANUARY 2019	$ 200,000.00
				$ 213,500.00

MAYFIELD DAIRY FARMS
VENDOR# 015732
BID NO. 2017-2477 (SCHOOLS ONLY)

PO No.	PO Date	Department	Description	PO Total
182613	12/21/18	SCHOOLS	MILK FOR SNACKS	$5,000.00
				$5,000.00

REINHART FOODSERVICE LLC
VENDOR# 152600
KCP 2510 FOOD FOR JAIL

PO No.	PO Date	Department	Description	PO Total
181987	10/31/18	BLOUNT COUNTY JAIL	FOOD FOR CORRECTIONS	$74,087.34
182320	11/29/18	BLOUNT COUNTY JAIL	FOOD FOR CORRECTIONS	$102,668.64
				$176,755.98

SMOKEY MOUNTAIN FEED AND PET SUPPLY
VENDOR# 166440

PO No.	PO Date	Department	Description	PO Total
181822	10/17/2018	SHERIFF'S OFFICE	K9 FOOD--SPECIALTY DOG FOOD IN BAGS. SPECIAL DIET DOG FOOD.	$ 1,779.75
				$ 1,779.75

T&T PRODUCE
VENDOR# 160040
2016-2400

PO No.	PO Date	Department	Description	PO Total
				$ -

VIENNA COFFEE COMPANY, LLC
VENDOR# 130760

PO No.	PO Date	Department	Description	PO Total
182477	12/13/2018	BLOUNT CO. PUBLIC LIBRARY	COFFEE FOR RESALE BOOKMARK CAFÉ	$ 300.00
				$ 300.00

TOTAL VALUE **$ 415,668.05**

INFORMATION ONLY

BLOUNT COUNTY GOVERNMENT

385 Court Street
Maryville, Tennessee 37804-5906

PURCHASE ORDER

PURCHASE ORDER NUMBER **182478**

VENDOR NO 130730

VENDOR

A & B DISTRIBUTORS INC
107 RANDOLPH ST
KNOXVILLE TN
37915

SHIP TO

SHIP TO NO: 056500
BLOUNT COUNTY PUBLIC LIBRARY
508 CUSISK ST
MARYVILLE TN
37804

BID/CONTRACT#	REQ/EMPL	TERMS	FOB	SHIP VIA
	189573 AH7			

ITEM	CLASS	ACCOUNT NUMBER	DESCRIPTION	QUANTITY	UM	UNIT COST	TOTAL AMOUNT
1	DESC	115-056500-500422-00000	FOOD ITEMS FOR RESALE-BOOKMARK CAFE	1.00	LT	2000.0000	2000.00

SPECIAL INSTRUCTIONS: RETURN TO LIBRARY
PURCHASING USE ONLY: 2013-2279

TOTAL 2000.00

SEND INVOICE TO:

BLOUNT COUNTY PUBLIC LIBRARY
508 CUSISK ST
MARYVILLE TN
37804

BLOUNT COUNTY WILL NOT BE RESPONSIBLE FOR LOST PAYMENT DISCOUNT IF INVOICE IS NOT SENT TO ABOVE ADDRESS.

SUBJECT TO THE FOLLOWING CONDITIONS

1. Acceptance of this order includes acceptance of all terms, prices, delivery, instructions, specifications, and conditions as stated. Blount County's terms and conditions shall supersede any terms and conditions submitted by the vendor.
2. Blount County reserves the right to reject any unsatisfactory items or service.
3. When a delivery is rejected, the vendor shall be notified and be given a reason for the rejection. All rejected deliveries shall be held a the vendor's risk The vendor shall bear the expense of removal and replacement of all rejected deliveries.
4. No changes in or cancellations of this purchase order shall be recognized by the vendor unless authorized by a form issued by the County.
5. Blount County reserves the right to purchase in the open market and to charge the difference to the vendor in the event that the deliveries are not made within the time specified on this purchase order
6. Each shipment and/or purchase order must be covered by a separate invoice
7. All packages, cartons, or other containers must be plainly marked with the purchase order number.
8. The purchase order number must appear on all invoices submitted for payment.
9. Blount County is not liable for federal excise tax or Tennessee sales tax.
10. Blount County reserves the right to cancel the undelivered balance if items covered by the purchase order are back ordered.

FOR INTERNAL USE ONLY

I certify that above listed items have been received in acceptable condition and I hereby authorize payment of the invoice.

Department Head: **Date:** ☐**Partial Pay $** ☐**Complete**

THERE IS AN OTHERWISE UNENCUMBERED BALANCE TO THE CREDIT OF THE PROPER APPROPRIATION, ALLOTMENT, OR FUND TO MEET THE EXPENDITURE COVERED BY THIS PURCHASE

FINANCE DIRECTOR

APPROVED: DATE 12/13/18

Katie Kerr

PURCHASING AGENT

BLOUNT COUNTY GOVERNMENT

385 Court Street
Maryville, Tennessee 37804-5906

PURCHASE ORDER

PURCHASE ORDER NUMBER **181988**

VENDOR NO 120330

VENDOR

BORDEN DAIRY COMPANY
DBA FLAV-O-RICH DAIRIES LLC
221 WEST HIGHWAY 80
LONDON KY
40741

SHIP TO

SHIP TO NO: 054210
BLOUNT COUNTY JAIL
BLOUNT COUNTY JUSTICE CENTER
920 E LAMAR ALEXANDER PKWY
MARYVILLE TN
378045002

BID/CONTRACT#	REQ/EMPL	TERMS	FOB	SHIP VIA
	189066 PH7			

ITEM	CLASS	ACCOUNT NUMBER	DESCRIPTION	QUANTITY	UM	UNIT COST	TOTAL AMOUNT
1	DESC	101-054210-500422-00000	FOOD SUPPLIES FOR CORRECTIONS <$500 EA SIX WEEKS OF BUYING	6.00	EA	894.3600	5366.16
						TOTAL	5366.16

SPECIAL INSTRUCTIONS:
PURCHASING USE ONLY:

SEND INVOICE TO:

BLOUNT COUNTY JAIL
BLOUNT COUNTY JUSTICE CENTER
920 E LAMAR ALEXANDER PKWY
MARYVILLE TN
378045002

BLOUNT COUNTY WILL NOT BE RESPONSIBLE FOR LOST PAYMENT DISCOUNT IF INVOICE IS NOT SENT TO ABOVE ADDRESS.

SUBJECT TO THE FOLLOWING CONDITIONS

1. Acceptance of this order includes acceptance of all terms, prices, delivery, instructions, specifications, and conditions as stated. Blount County's terms and conditions shall supersede any terms and conditions submitted by the vendor.
2. Blount County reserves the right to reject any unsatisfactory items or service.
3. When a delivery is rejected, the vendor shall be notified and be given a reason for the rejection. All rejected deliveries shall be held at the vendor's risk. The vendor shall bear the expense of removal and replacement of all rejected deliveries.
4. No changes in or cancellations of this purchase order shall be recognized by the vendor unless authorized by a form issued by the County.
5. Blount County reserves the right to purchase in the open market and to charge the difference to the vendor in the event that the deliveries are not made within the time specified on this purchase order.
6. Each shipment and/or purchase order must be covered by a separate invoice.
7. All packages, cartons, or other containers must be plainly marked with the purchase order number.
8. The purchase order number must appear on all invoices submitted for payment.
9. Blount County is not liable for federal excise tax or Tennessee sales tax.
10. Blount County reserves the right to cancel the undelivered balance if items covered by the purchase order are back ordered.

FOR INTERNAL USE ONLY

I certify that above listed items have been received in acceptable condition and I hereby authorize payment of the invoice.

Department Head: **Date:** ☐**Partial Pay $** ☐**Complete**

THERE IS AN OTHERWISE UNENCUMBERED BALANCE TO THE CREDIT OF THE PROPER APPROPRIATION, ALLOTMENT, OR FUND TO MEET THE EXPENDITURE COVERED BY THIS PURCHASE.

FINANCE DIRECTOR

APPROVED: DATE 10/31/18

PURCHASING AGENT

BLOUNT COUNTY GOVERNMENT

385 Court Street
Maryville, Tennessee 37804-5906

PURCHASE ORDER

PURCHASE ORDER NUMBER **182322**

VENDOR NO. 120330

VENDOR

BORDEN DAIRY COMPANY
DBA FLAV-O-RICH DAIRIES LLC
221 WEST HIGHWAY 80
LONDON KY
40741

SHIP TO

SHIP TO NO: 054210
BLOUNT COUNTY JAIL
BLOUNT COUNTY JUSTICE CENTER
920 E LAMAR ALEXANDER PKWY
MARYVILLE TN
378045002

BID/CONTRACT#	REQ/EMPL	TERMS	FOB	SHIP VIA
	189408 PC6			

ITEM	CLASS	ACCOUNT NUMBER	DESCRIPTION	QUANTITY	UM	UNIT COST	TOTAL AMOUNT
1	DESC	101-054210-500422-00000	FOOD SUPPLIES FOR CORRECTIONS <$500 E 6 WEEKS	6.00	EA	894.3600	5366.16
						TOTAL	5366.16

SPECIAL INSTRUCTIONS:
PURCHASING USE ONLY:

SEND INVOICE TO:

BLOUNT COUNTY JAIL
BLOUNT COUNTY JUSTICE CENTER
920 E LAMAR ALEXANDER PKWY
MARYVILLE TN
378045002

BLOUNT COUNTY WILL NOT BE RESPONSIBLE FOR LOST PAYMENT DISCOUNT IF INVOICE IS NOT SENT TO ABOVE ADDRESS.

SUBJECT TO THE FOLLOWING CONDITIONS

1. Acceptance of this order includes acceptance of all terms, prices, delivery, instructions, specifications, and conditions as stated. Blount County's terms and conditions shall supersede any terms and conditions submitted by the vendor.
2. Blount County reserves the right to reject any unsatisfactory items or service.
3. When a delivery is rejected, the vendor shall be notified and be given a reason for the rejection. All rejected deliveries shall be held a the vendor's risk. The vendor shall bear the expense of removal and replacement of all rejected deliveries.
4. No changes in or cancellations of this purchase order shall be recognized by the vendor unless authorized by a form issued by the County.
5. Blount County reserves the right to purchase in the open market and to charge the difference to the vendor in the event that the deliveries are not made within the time specified on this purchase order.
6. Each shipment and/or purchase order must be covered by a separate invoice.
7. All packages, cartons, or other containers must be plainly marked with the purchase order number.
8. The purchase order number must appear on all invoices submitted for payment.
9. Blount County is not liable for federal excise tax or Tennessee sales tax.
10. Blount County reserves the right to cancel the undelivered balance if items covered by the purchase order are back ordered.

FOR INTERNAL USE ONLY

I certify that above listed items have been received in acceptable condition and I hereby authorize payment of the invoice.

Department Head: **Date:** ☐**Partial Pay $** ☐**Complete**

THERE IS AN OTHERWISE UNENCUMBERED BALANCE TO THE CREDIT OF THE PROPER APPROPRIATION, ALLOTMENT, OR FUND TO MEET THE EXPENDITURE COVERED BY THIS PURCHASE

FINANCE DIRECTOR

APPROVED: DATE 11/29/18

PURCHASING AGENT

BLOUNT COUNTY GOVERNMENT

385 Court Street
Maryville, Tennessee 37804-5906

PURCHASE ORDER

PURCHASE ORDER NUMBER **182321**

VENDOR NO. 104450

VENDOR

FLOWERS BAKING COMPANY OF MORRISTOWN
1725 WEST FIRST NORTH ST
P O BOX 1774
MORRISTOWN TN
378161774

SHIP TO

SHIP TO NO: 054210
BLOUNT COUNTY JAIL
BLOUNT COUNTY JUSTICE CENTER
920 E LAMAR ALEXANDER PKWY
MARYVILLE TN
378045002

BID/CONTRACT#	REQ/EMPL	TERMS	FOB	SHIP VIA
	189407 PC6			

ITEM	CLASS	ACCOUNT NUMBER	DESCRIPTION	QUANTITY	UM	UNIT COST	TOTAL AMOUNT
1	DESC	101-054210-500422-00000	FOOD SUPPLIES FOR CORRECTIONS 8 WEEKS	8.00	EA	700.0000	5600.00

TOTAL	5600.00

SPECIAL INSTRUCTIONS:
PURCHASING USE ONLY:

SEND INVOICE TO:

BLOUNT COUNTY JAIL
BLOUNT COUNTY JUSTICE CENTER
920 E LAMAR ALEXANDER PKWY
MARYVILLE TN
378045002

BLOUNT COUNTY WILL NOT BE RESPONSIBLE FOR LOST PAYMENT DISCOUNT IF INVOICE IS NOT SENT TO ABOVE ADDRESS.

SUBJECT TO THE FOLLOWING CONDITIONS

1. Acceptance of this order includes acceptance of all terms, prices, delivery, instructions, specifications, and conditions as stated. Blount County's terms and conditions shall supersede any terms and conditions submitted by the vendor.
2. Blount County reserves the right to reject any unsatisfactory items or service.
3. When a delivery is rejected, the vendor shall be notified and be given a reason for the rejection. All rejected deliveries shall be held a the vendor's risk. The vendor shall bear the expense of removal and replacement of all rejected deliveries.
4. No changes in or cancellations of this purchase order shall be recognized by the vendor unless authorized by a form issued by the County.
5. Blount County reserves the right to purchase in the open market and to charge the difference to the vendor in the event that the deliveries are not made within the time specised on this purchase order.
6. Each shipment and/or purchase order must be covered by a separate invoice.
7. All packages, cartons, or other containers must be plainly marked with the purchase order number.
8. The purchase order number must appear on all invoices submitted for payment.
9. Blount County is not liable for federal excise tax or Tennessee sales tax.
10. Blount County reserves the right to cancel the undelivered balance if items covered by the purchase order are back ordered.

FOR INTERNAL USE ONLY

I certify that above listed items have been received in acceptable condition and I hereby authorize payment of the invoice.

Department Head: **Date:** ☐**Partial Pay $** ☐**Complete**

THERE IS AN OTHERWISE UNENCUMBERED BALANCE TO THE CREDIT OF THE PROPER APPROPRIATION, ALLOTMENT, OR FUND TO MEET THE EXPENDITURE COVERED BY THIS PURCHASE

FINANCE DIRECTOR

APPROVED: DATE 11/29/18

PURCHASING AGENT

BLOUNT COUNTY GOVERNMENT

385 Court Street
Maryville, Tennessee 37804-5906

PURCHASE ORDER

PAGE 1

PURCHASE ORDER NUMBER **181893**

VENDOR NO 133560

VENDOR

GORDON FOOD SERVICE
P O BOX 1787
GRAND RAPIDS MI
495011787

SHIP TO

SHIP TO NO: 000002
BLOUNT COUNTY SCHOOLS
DIRECTOR OF EXTENDED SCHOOL PROGRAM
831 GRANDVIEW DRIVE
MARYVILLE TN
37803

BID/CONTRACT#	REQ/EMPL	TERMS	FOB	SHIP VIA
	188958 TT			

ITEM	CLASS	ACCOUNT NUMBER	DESCRIPTION	QUANTITY	UM	UNIT COST	TOTAL AMOUNT
1	DESC	146-073300-500422-00000	SNACK ITEMS	1.00	LT	10000.0000	10000.00

SPECIAL INSTRUCTIONS: KATHY SMITH - FRIENDS PROGRAM
PURCHASING USE ONLY: HPS CONT 404

TOTAL 10000.00

SEND INVOICE TO:

BLOUNT COUNTY SCHOOLS
EXTENDED SCHOOL PROGRAM
831 GRANDVIEW DRIVE
MARYVILLE TN
37803

BLOUNT COUNTY WILL NOT BE RESPONSIBLE FOR LOST PAYMENT DISCOUNT IF INVOICE IS NOT SENT TO ABOVE ADDRESS.

SUBJECT TO THE FOLLOWING CONDITIONS

1. Acceptance of this order includes acceptance of all terms, prices, delivery, instructions, specifications, and conditions as stated. Blount County's terms and conditions shall supersede any terms and conditions submitted by the vendor.
2. Blount County reserves the right to reject any unsatisfactory items or service.
3. When a delivery is rejected, the vendor shall be notified and be given a reason for the rejection. All rejected deliveries shall be held at the vendor's risk The vendor shall bear the expense of removal and replacement of all rejected deliveries.
4. No changes in or cancellations of this purchase order shall be recognized by the vendor unless authorized by a form issued by the County.
5. Blount County reserves the right to purchase in the open market and to charge the difference to the vendor in the event that the deliveries are not made within the time specified on this purchase order
6. Each shipment and/or purchase order must be covered by a separate invoice
7. All packages, cartons, or other containers must be plainly marked with the purchase order number.
8. The purchase order number must appear on all invoices submitted for payment.
9. Blount County is not liable for federal excise tax or Tennessee sales tax.
10. Blount County reserves the right to cancel the undelivered balance if items covered by the purchase order are back ordered.

FOR INTERNAL USE ONLY

I certify that above listed items have been received in acceptable condition and I hereby authorize payment of the invoice.

Department Head: **Date:** ☐**Partial Pay $** ☐**Complete**

THERE IS AN OTHERWISE UNENCUMBERED BALANCE TO THE CREDIT OF THE PROPER APPROPRIATION, ALLOTMENT, OR FUND TO MEET THE EXPENDITURE COVERED BY THIS PURCHASE

FINANCE DIRECTOR

APPROVED: DATE 10/24/18

Katie Kerr

PURCHASING AGENT

BLOUNT COUNTY GOVERNMENT

385 Court Street
Maryville, Tennessee 37804-5906

PURCHASE ORDER

PURCHASE ORDER NUMBER **182126**

VENDOR NO 133560

VENDOR

GORDON FOOD SERVICE
P O BOX 1787
GRAND RAPIDS MI
495011787

SHIP TO

SHIP TO NO: 000143
BLOUNT COUNTY SCHOOLS
FOOD SERVICE DEPARTMENT
831 GRANDVIEW DRIVE
MARYVILLE TN
37803

BID/CONTRACT#	REQ/EMPL	TERMS	FOB	SHIP VIA
	189196 RT7			

ITEM	CLASS	ACCOUNT NUMBER	DESCRIPTION	QUANTITY	UM	UNIT COST	TOTAL AMOUNT
1	DESC	143-073100-500422-00000	FOOD - EMS CATERING	1.00	YR	2500.0000	2500.00
						TOTAL	2500.00

SPECIAL INSTRUCTIONS: HPS CONTRACT 404
PURCHASING USE ONLY:

SEND INVOICE TO:

BLOUNT COUNTY SCHOOLS
FOOD SERVICE DEPARTMENT
831 GRANDVIEW DRIVE
MARYVILLE TN
37803

BLOUNT COUNTY WILL NOT BE RESPONSIBLE FOR LOST PAYMENT DISCOUNT IF INVOICE IS NOT SENT TO ABOVE ADDRESS.

SUBJECT TO THE FOLLOWING CONDITIONS

1. Acceptance of this order includes acceptance of all terms, prices, delivery, instructions, specifications, and conditions as stated. Blount County's terms and conditions shall supersede any terms and conditions submitted by the vendor.
2. Blount County reserves the right to reject any unsatisfactory items or service.
3. When a delivery is rejected, the vendor shall be notified and be given a reason for the rejection. All rejected deliveries shall be held at the vendor's risk. The vendor shall bear the expense of removal and replacement of all rejected deliveries.
4. No changes in or cancellations of this purchase order shall be recognized by the vendor unless authorized by a form issued by the County.
5. Blount County reserves the right to purchase in the open market and to charge the difference to the vendor in the event that the deliveries are not made within the time specified on this purchase order.
6. Each shipment and/or purchase order must be covered by a separate invoice.
7. All packages, cartons, or other containers must be plainly marked with the purchase order number.
8. The purchase order number must appear on all invoices submitted for payment.
9. Blount County is not liable for federal excise tax or Tennessee sales tax.
10. Blount County reserves the right to cancel the undelivered balance if items covered by the purchase order are back ordered.

FOR INTERNAL USE ONLY

I certify that above listed items have been received in acceptable condition and I hereby authorize payment of the invoice.

Department Head: **Date:** ☐**Partial Pay $** ☐**Complete**

THERE IS AN OTHERWISE UNENCUMBERED BALANCE TO THE CREDIT OF THE PROPER APPROPRIATION, ALLOTMENT, OR FUND TO MEET THE EXPENDITURE COVERED BY THIS PURCHASE

FINANCE DIRECTOR

APPROVED: DATE 11/13/18

PURCHASING AGENT

BLOUNT COUNTY GOVERNMENT

385 Court Street
Maryville, Tennessee 37804-5906

PURCHASE ORDER

PURCHASE ORDER NUMBER	182284

VENDOR NO 133560

VENDOR

GORDON FOOD SERVICE
P O BOX 1787
GRAND RAPIDS MI
495011787

SHIP TO

SHIP TO NO: 000143
BLOUNT COUNTY SCHOOLS
FOOD SERVICE DEPARTMENT
831 GRANDVIEW DRIVE
MARYVILLE TN
37803

BID/CONTRACT#	REQ/EMPL	TERMS	FOB	SHIP VIA
	189364 RT7			

ITEM	CLASS	ACCOUNT NUMBER	DESCRIPTION	QUANTITY	UM	UNIT COST	TOTAL AMOUNT
1	DESC	143-073100-500422-00000	FOOD FOR FOOD BANK	1.00	YR	1000.0000	1000.00

TOTAL	1000.00

SPECIAL INSTRUCTIONS:
PURCHASING USE ONLY: HPS CONTRACT 404

SEND INVOICE TO:

BLOUNT COUNTY SCHOOLS
FOOD SERVICE DEPARTMENT
831 GRANDVIEW DRIVE
MARYVILLE TN
37803

BLOUNT COUNTY WILL NOT BE RESPONSIBLE FOR LOST PAYMENT DISCOUNT IF INVOICE IS NOT SENT TO ABOVE ADDRESS.

SUBJECT TO THE FOLLOWING CONDITIONS

1. Acceptance of this order includes acceptance of all terms, prices, delivery, instructions, specifications, and conditions as stated. Blount County's terms and conditions shall supersede any terms and conditions submitted by the vendor.
2. Blount County reserves the right to reject any unsatisfactory items or service.
3. When a delivery is rejected, the vendor shall be notified and be given a reason for the rejection. All rejected deliveries shall be held a the vendor's risk. The vendor shall bear the expense of removal and replacement of all rejected deliveries.
4. No changes in or cancellations of this purchase order shall be recognized by the vendor unless authorized by a form issued by the County.
5. Blount County reserves the right to purchase in the open market and to charge the difference to the vendor in the event that the deliveries are not made within the time specified on this purchase order.
6. Each shipment and/or purchase order must be covered by a separate invoice.
7. All packages, cartons, or other containers must be plainly marked with the purchase order number.
8. The purchase order number must appear on all invoices submitted for payment.
9. Blount County is not liable for federal excise tax or Tennessee sales tax.
10. Blount County reserves the right to cancel the undelivered balance if items covered by the purchase order are back ordered.

FOR INTERNAL USE ONLY

I certify that above listed items have been received in acceptable condition and I hereby authorize payment of the invoice.

Department Head: **Date:** ☐**Partial Pay $** ☐**Complete**

THERE IS AN OTHERWISE UNENCUMBERED BALANCE TO THE CREDIT OF THE PROPER APPROPRIATION, ALLOTMENT, OR FUND TO MEET THE EXPENDITURE COVERED BY THIS PURCHASE

FINANCE DIRECTOR

APPROVED: DATE 11/26/18

Katie Kerr

PURCHASING AGENT

BLOUNT COUNTY GOVERNMENT

385 Court Street
Maryville, Tennessee 37804-5906

PURCHASE ORDER

PURCHASE ORDER NUMBER **182531**

VENDOR NO 133560

VENDOR

GORDON FOOD SERVICE
P O BOX 1787
GRAND RAPIDS MI
495011787

SHIP TO

SHIP TO NO: 000143
BLOUNT COUNTY SCHOOLS
FOOD SERVICE DEPARTMENT
831 GRANDVIEW DRIVE
MARYVILLE TN
37803

BID/CONTRACT#	REQ/EMPL	TERMS	FOB	SHIP VIA
	189616 RT7			

ITEM	CLASS	ACCOUNT NUMBER	DESCRIPTION	QUANTITY	UM	UNIT COST	TOTAL AMOUNT
1	DESC	143-073100-500422-00000	FOOD FOR CAFE FOR JAN. 2019	1.00	MO	200000.0000	200000.00

SPECIAL INSTRUCTIONS: HPS CONTRACT 404
PURCHASING USE ONLY:

TOTAL 200000.00

SEND INVOICE TO:

BLOUNT COUNTY SCHOOLS
FOOD SERVICE DEPARTMENT
831 GRANDVIEW DRIVE
MARYVILLE TN
37803

BLOUNT COUNTY WILL NOT BE RESPONSIBLE FOR LOST PAYMENT DISCOUNT IF INVOICE IS NOT SENT TO ABOVE ADDRESS.

SUBJECT TO THE FOLLOWING CONDITIONS

1. Acceptance of this order includes acceptance of all terms, prices, delivery, instructions, specifications, and conditions as stated. Blount County's terms and conditions shall supersede any terms and conditions submitted by the vendor.
2. Blount County reserves the right to reject any unsatisfactory items or service.
3. When a delivery is rejected, the vendor shall be notified and be given a reason for the rejection. All rejected deliveries shall be held a the vendor's risk The vendor shall bear the expense of removal and replacement of all rejected deliveries
4. No changes in or cancellations of this purchase order shall be recognized by the vendor unless authorized by a form issued by the County
5. Blount County reserves the right to purchase in the open market and to charge the difference to the vendor in the event that the deliveries are not made within the time specified on this purchase order.
6. Each shipment and/or purchase order must be covered by a separate invoice.
7. All packages, cartons, or other containers must be plainly marked with the purchase order number.
8. The purchase order number must appear on all invoices submitted for payment.
9. Blount County is not liable for federal excise tax or Tennessee sales tax.
10. Blount County reserves the right to cancel the undelivered balance if items covered by the purchase order are back ordered.

FOR INTERNAL USE ONLY

I certify that above listed items have been received in acceptable condition and I hereby authorize payment of the invoice.

Department Head: **Date:** ☐**Partial Pay $** ☐**Complete**

THERE IS AN OTHERWISE UNENCUMBERED BALANCE TO THE CREDIT OF THE PROPER APPROPRIATION, ALLOTMENT, OR FUND TO MEET THE EXPENDITURE COVERED BY THIS PURCHASE

FINANCE DIRECTOR

APPROVED: DATE 12/17/18

PURCHASING AGENT

BLOUNT COUNTY GOVERNMENT

385 Court Street
Maryville, Tennessee 37804-5906

PURCHASE ORDER

PAGE 1

PURCHASE ORDER NUMBER **182613**

VENDOR NO 015732

VENDOR

MAYFIELD DAIRY FARMS INC
PO BOX 310
ATHENS TN
373710310

SHIP TO

SHIP TO NO: 000090
BLOUNT COUNTY SCHOOLS
CENTRAL OFFICE
831 GRANDVIEW DR
MARYVILLE TN
37803

BID/CONTRACT#	REQ/EMPL	TERMS	FOB	SHIP VIA
B 20172477	189703 MS			

ITEM	CLASS	ACCOUNT NUMBER	DESCRIPTION	QUANTITY	UM	UNIT COST	TOTAL AMOUNT
1	DESC	146-073300-500422-00000	MILK FOR SNACKS	1.00	LT	5000.0000	5000.00

SPECIAL INSTRUCTIONS: KATHY SMITH
PURCHASING USE ONLY:

TOTAL 5000.00

SEND INVOICE TO:

BLOUNT COUNTY SCHOOLS
EXTENDED SCHOOL PROGRAM
831 GRANDVIEW DRIVE
MARYVILLE TN
37803

BLOUNT COUNTY WILL NOT BE RESPONSIBLE FOR LOST PAYMENT DISCOUNT IF INVOICE IS NOT SENT TO ABOVE ADDRESS.

SUBJECT TO THE FOLLOWING CONDITIONS

1. Acceptance of this order includes acceptance of all terms, prices, delivery, instructions, specifications, and conditions as stated. Blount County's terms and conditions shall supersede any terms and conditions submitted by the vendor.
2. Blount County reserves the right to reject any unsatisfactory items or service.
3. When a delivery is rejected, the vendor shall be notified and be given a reason for the rejection. All rejected deliveries shall be held a the vendor's risk The vendor shall bear the expense of removal and replacement of all rejected deliveries
4. No changes in or cancellations of this purchase order shall be recognized by the vendor unless authorized by a form issued by the County
5. Blount County reserves the right to purchase in the open market and to charge the difference to the vendor in the event that the deliveries are not made within the time specified on this purchase order
6. Each shipment and/or purchase order must be covered by a separate invoice.
7. All packages, cartons, or other containers must be plainly marked with the purchase order number.
8. The purchase order number must appear on all invoices submitted for payment.
9. Blount County is not liable for federal excise tax or Tennessee sales tax.
10. Blount County reserves the right to cancel the undelivered balance if items covered by the purchase order are back ordered

FOR INTERNAL USE ONLY

I certify that above listed items have been received in acceptable condition and I hereby authorize payment of the invoice.

Department Head: **Date:** ☐**Partial Pay $** ☐**Complete**

THERE IS AN OTHERWISE UNENCUMBERED BALANCE TO THE CREDIT OF THE PROPER APPROPRIATION, ALLOTMENT, OR FUND TO MEET THE EXPENDITURE COVERED BY THIS PURCHASE

RVineyard by Dena Linley
FINANCE DIRECTOR

APPROVED: DATE 12/21/18

KBKerr
PURCHASING AGENT

BLOUNT COUNTY GOVERNMENT

385 Court Street
Maryville, Tennessee 37804-5906

PURCHASE ORDER

PURCHASE ORDER NUMBER **181987**

VENDOR NO 152600

VENDOR

REINHART FOODSERVICE LLC
DBA BURLINGTON FOODSERVICE,NATCO,
SANTA FOOD,SUPREME,IJ CO & AMER DIV
230 N FRONT ST STE 400
LA CORSSE WI
54601

SHIP TO

SHIP TO NO: 054210
BLOUNT COUNTY JAIL
BLOUNT COUNTY JUSTICE CENTER
920 E LAMAR ALEXANDER PKWY
MARYVILLE TN
378045002

BID/CONTRACT#	REQ/EMPL	TERMS	FOB	SHIP VIA
	189065 PH7			

ITEM	CLASS	ACCOUNT NUMBER	DESCRIPTION	QUANTITY	UM	UNIT COST	TOTAL AMOUNT
1	DESC	101-054210-500422-00000	FOOD FOR CORRECTIONS ON CONTRACT<500EA 6 WEEKS AT $12347.89 EA WEEK	6.00	EA	12347.8900	74087.34

SPECIAL INSTRUCTIONS: KCP 2510
PURCHASING USE ONLY:

TOTAL 74087.34

SEND INVOICE TO:

BLOUNT COUNTY JAIL
BLOUNT COUNTY JUSTICE CENTER
920 E LAMAR ALEXANDER PKWY
MARYVILLE TN
378045002

BLOUNT COUNTY WILL NOT BE RESPONSIBLE FOR LOST PAYMENT DISCOUNT IF INVOICE IS NOT SENT TO ABOVE ADDRESS.

SUBJECT TO THE FOLLOWING CONDITIONS

1. Acceptance of this order includes acceptance of all terms, prices, delivery, instructions, specifications, and conditions as stated. Blount County's terms and conditions shall supersede any terms and conditions submitted by the vendor.
2. Blount County reserves the right to reject any unsatisfactory items or service.
3. When a delivery is rejected, the vendor shall be notified and be given a reason for the rejection. All rejected deliveries shall be held a the vendor's risk. The vendor shall bear the expense of removal and replacement of all rejected deliveries.
4. No changes in or cancellations of this purchase order shall be recognized by the vendor unless authorized by a form issued by the County
5. Blount County reserves the right to purchase in the open market and to charge the difference to the vendor in the event that the deliveries are not made within the time specified on this purchase order.
6. Each shipment and/or purchase order must be covered by a separate invoice.
7. All packages, cartons, or other containers must be plainly marked with the purchase order number.
8. The purchase order number must appear on all invoices submitted for payment.
9. Blount County is not liable for federal excise tax or Tennessee sales tax.
10. Blount County reserves the right to cancel the undelivered balance if items covered by the purchase order are back ordered.

FOR INTERNAL USE ONLY

I certify that above listed items have been received in acceptable condition and I hereby authorize payment of the invoice.

Department Head: **Date:** ☐**Partial Pay $** ☐**Complete**

THERE IS AN OTHERWISE UNENCUMBERED BALANCE TO THE CREDIT OF THE PROPER APPROPRIATION, ALLOTMENT, OR FUND TO MEET THE EXPENDITURE COVERED BY THIS PURCHASE

FINANCE DIRECTOR

APPROVED: DATE 10/31/18

PURCHASING AGENT

BLOUNT COUNTY GOVERNMENT

385 Court Street
Maryville, Tennessee 37804-5906

PURCHASE ORDER

PURCHASE ORDER NUMBER **182320**

VENDOR NO 152600

VENDOR

REINHART FOODSERVICE LLC
DBA BURLINGTON FOODSERVICE,NATCO,
SANTA FOOD,SUPREME,IJ CO & AMER DIV
230 N FRONT ST STE 400
LA CORSSE WI
54601

SHIP TO

SHIP TO NO: 054210
BLOUNT COUNTY JAIL
BLOUNT COUNTY JUSTICE CENTER
920 E LAMAR ALEXANDER PKWY
MARYVILLE TN
378045002

BID/CONTRACT#	REQ/EMPL	TERMS	FOB	SHIP VIA
	189406 PC6			

ITEM	CLASS	ACCOUNT NUMBER	DESCRIPTION	QUANTITY	UM	UNIT COST	TOTAL AMOUNT
1	DESC	101-054210-500422-00000	FOOD FOR CORRECTIONS ON CONTRACT<$500 8 WEEKS AT 12347.89 EA	8.00	LT	12347.8900	98783.12
2	DESC	101-054210-500421-00000	FOOD PREP SUPPLIES FOR CORRECTIONS	8.00	LT	485.6900	3885.52
						TOTAL	102668.64

SPECIAL INSTRUCTIONS: KCP 2510
PURCHASING USE ONLY:

SEND INVOICE TO:

BLOUNT COUNTY JAIL
BLOUNT COUNTY JUSTICE CENTER
920 E LAMAR ALEXANDER PKWY
MARYVILLE TN
378045002

BLOUNT COUNTY WILL NOT BE RESPONSIBLE FOR LOST PAYMENT DISCOUNT IF INVOICE IS NOT SENT TO ABOVE ADDRESS.

SUBJECT TO THE FOLLOWING CONDITIONS

1. Acceptance of this order includes acceptance of all terms, prices, delivery, instructions, specifications, and conditions as stated. Blount County's terms and conditions shall supersede any terms and conditions submitted by the vendor.
2. Blount County reserves the right to reject any unsatisfactory items or service.
3. When a delivery is rejected, the vendor shall be notified and be given a reason for the rejection. All rejected deliveries shall be held at the vendor's risk. The vendor shall bear the expense of removal and replacement of all rejected deliveries.
4. No changes in or cancellations of this purchase order shall be recognized by the vendor unless authorized by a form issued by the County.
5. Blount County reserves the right to purchase in the open market and to charge the difference to the vendor in the event that the deliveries are not made within the time specified on this purchase order.
6. Each shipment and/or purchase order must be covered by a separate invoice.
7. All packages, cartons, or other containers must be plainly marked with the purchase order number.
8. The purchase order number must appear on all invoices submitted for payment.
9. Blount County is not liable for federal excise tax or Tennessee sales tax.
10. Blount County reserves the right to cancel the undelivered balance if items covered by the purchase order are back ordered.

FOR INTERNAL USE ONLY

I certify that above listed items have been received in acceptable condition and I hereby authorize payment of the invoice.

Department Head: **Date:** ☐**Partial Pay $** ☐**Complete**

THERE IS AN OTHERWISE UNENCUMBERED BALANCE TO THE CREDIT OF THE PROPER APPROPRIATION, ALLOTMENT, OR FUND TO MEET THE EXPENDITURE COVERED BY THIS PURCHASE

FINANCE DIRECTOR

APPROVED: DATE 11/29/18

PURCHASING AGENT

BLOUNT COUNTY GOVERNMENT

385 Court Street
Maryville, Tennessee 37804-5906

PURCHASE ORDER

PURCHASE ORDER NUMBER **181822**

VENDOR NO 166440

VENDOR

SMOKEY MOUNTAIN FEED AND PET SUPPLY
LLC
317 GILL STREET
ALCOA TN
37701

SHIP TO

SHIP TO NO: 054110
BLOUNT COUNTY
SHERIFF'S OFFICE
BLOUNT COUNTY JUSTICE CENTER
940 E LAMAR ALEXANDER PKWY
MARYVILLE TN
378045002

BID/CONTRACT#	REQ/EMPL	TERMS	FOB	SHIP VIA
	188876 PH7			

ITEM	CLASS	ACCOUNT NUMBER	DESCRIPTION	QUANTITY	UM	UNIT COST	TOTAL AMOUNT
1	DESC	122-054110-500401-00000	K9 FOOD - SPECIALTY DOG FOOD IN BAGS	25.00	EA	39.9900	999.75
2	DESC		SPECIAL DIET DOG FOOD	12.00	EA	65.0000	780.00

TOTAL 1779.75

SPECIAL INSTRUCTIONS:
PURCHASING USE ONLY:

SEND INVOICE TO:

BLOUNT COUNTY
SHERIFF'S OFFICE
BLOUNT COUNTY JUSTICE CENTER
940 E LAMAR ALEXANDER PKWY
MARYVILLE TN
378045002

BLOUNT COUNTY WILL NOT BE RESPONSIBLE FOR LOST PAYMENT DISCOUNT IF INVOICE IS NOT SENT TO ABOVE ADDRESS.

SUBJECT TO THE FOLLOWING CONDITIONS

1. Acceptance of this order includes acceptance of all terms, prices, delivery, instructions, specifications, and conditions as stated. Blount County's terms and conditions shall supersede any terms and conditions submitted by the vendor.
2. Blount County reserves the right to reject any unsatisfactory items or service.
3. When a delivery is rejected, the vendor shall be notified and be given a reason for the rejection. All rejected deliveries shall be held at the vendor's risk. The vendor shall bear the expense of removal and replacement of all rejected deliveries.
4. No changes in or cancellations of this purchase order shall be recognized by the vendor unless authorized by a form issued by the County.
5. Blount County reserves the right to purchase in the open market and to charge the difference to the vendor in the event that the deliveries are not made within the time specified on this purchase order.
6. Each shipment and/or purchase order must be covered by a separate invoice.
7. All packages, cartons, or other containers must be plainly marked with the purchase order number.
8. The purchase order number must appear on all invoices submitted for payment.
9. Blount County is not liable for federal excise tax or Tennessee sales tax.
10. Blount County reserves the right to cancel the undelivered balance if items covered by the purchase order are back ordered.

FOR INTERNAL USE ONLY

I certify that above listed items have been received in acceptable condition and I hereby authorize payment of the invoice.

Department Head: **Date:** ☐Partial Pay $ ☐Complete

THERE IS AN OTHERWISE UNENCUMBERED BALANCE TO THE CREDIT OF THE PROPER APPROPRIATION, ALLOTMENT, OR FUND TO MEET THE EXPENDITURE COVERED BY THIS PURCHASE

FINANCE DIRECTOR

APPROVED: DATE 10/17/18

PURCHASING AGENT

BLOUNT COUNTY GOVERNMENT

385 Court Street
Maryville, Tennessee 37804-5906

PURCHASE ORDER

PAGE 1

PURCHASE ORDER NUMBER **182477**

VENDOR NO 130760

VENDOR

VIENNA COFFEE COMPANY LLC
212 COLLEGE STREET
MARYVILLE TN
37804

SHIP TO

SHIP TO NO: 056500
BLOUNT COUNTY PUBLIC LIBRARY
508 CUSISK ST
MARYVILLE TN
37804

BID/CONTRACT#	REQ/EMPL	TERMS	FOB	SHIP VIA
	189572 AH7			

ITEM	CLASS	ACCOUNT NUMBER	DESCRIPTION	QUANTITY	UM	UNIT COST	TOTAL AMOUNT
1	DESC	115-056500-500422-00000	COFFEE PRODUCTS FOR BOOKMARK CAFE	1.00	LT	300.0000	300.00

SPECIAL INSTRUCTIONS: RETURN TO LIBRARY
PURCHASING USE ONLY:

TOTAL 300.00

SEND INVOICE TO:

BLOUNT COUNTY PUBLIC LIBRARY
508 CUSISK ST
MARYVILLE TN
37804

BLOUNT COUNTY WILL NOT BE RESPONSIBLE FOR LOST PAYMENT DISCOUNT IF INVOICE IS NOT SENT TO ABOVE ADDRESS.

SUBJECT TO THE FOLLOWING CONDITIONS

1. Acceptance of this order includes acceptance of all terms, prices, delivery, instructions, specifications, and conditions as stated. Blount County's terms and conditions shall supersede any terms and conditions submitted by the vendor.
2. Blount County reserves the right to reject any unsatisfactory items or service.
3. When a delivery is rejected, the vendor shall be notified and be given a reason for the rejection. All rejected deliveries shall be held a the vendor's risk The vendor shall bear the expense of removal and replacement of all rejected deliveries.
4. No changes in or cancellations of this purchase order shall be recognized by the vendor unless authorized by a form issued by the County
5. Blount County reserves the right to purchase in the open market and to charge the difference to the vendor in the event that the deliveries are not made within the time specified on this purchase order
6. Each shipment and/or purchase order must be covered by a separate invoice.
7. All packages, cartons, or other containers must be plainly marked with the purchase order number
8. The purchase order number must appear on all invoices submitted for payment.
9. Blount County is not liable for federal excise tax or Tennessee sales tax.
10. Blount County reserves the right to cancel the undelivered balance if items covered by the purchase order are back ordered

FOR INTERNAL USE ONLY

I certify that above listed items have been received in acceptable condition and I hereby authorize payment of the invoice.

Department Head: **Date:** ☐**Partial Pay $** ☐**Complete**

THERE IS AN OTHERWISE UNENCUMBERED BALANCE TO THE CREDIT OF THE PROPER APPROPRIATION, ALLOTMENT, OR FUND TO MEET THE EXPENDITURE COVERED BY THIS PURCHASE

FINANCE DIRECTOR

APPROVED: DATE 12/13/18

Katie Kerr /zf
PURCHASING AGENT

DATE REQUESTED	Records & Archives REQUESTOR'S NAME	REQUEST TYPE	DATE RESPONDED
10/1/2018 5:52 PM	Carla	Divorce	10/11/2018 9:36 AM
10/2/2018 7:16 PM	Erica Murrell	Property	10/11/2018 10:31 AM
10/3/2018	Mary Helen Fipps Francella	2 Certified copies/Div	10/4/2018
10/3/2018	Jonathan Lyons-Surveyor	Will/1982/Property in	10/4/2018
10/3/2018 12:52 PM	Deanna Lobetti	Divorce	10/11/2018 11:31 AM
10/4/2018	Dustin Mitchell Winstead	Driving Offense Inforn	10/8/2018
10/4/2018 9:29 AM	Haley Vandermeersch	Divorce Decree	10/11/2018 11:33 AM
10/5/2018	Missy Kitts Reg of Deeds	Katherine Carr/Right c	10/8/2018
10/5/2018	Kimberly Martin-Phone in	Planning Info/Referd I	10/5/2018
10/5/2018 4:49 PM	Jamie Pickens	Septic tank location o	10/8/2018 10:08 AM
10/7/2018 8:12 AM	Alan Palmgren	Home Property Bounc	10/8/2018 8:53 AM
10/7/2018 10:36 AM	sandy reagan	person and address	10/8/2018 8:50 AM
10/8/2018	Detective/Police or P.I. ????	Wanting Info on Victir	10/8/2018
10/8/2018	Pat/Phone in/Referd Co. Clerk	Marriage/2010/Out o	10/8/2018
10/8/2018	Martin Memak/Out of State	Divorce Decree	10/8/2018
10/8/2018 10:24 AM	Sarah Brandt	Inmate Healthcare Se	10/8/2018 4:10 PM
10/9/2018	Customer/Phone in	Divorce/2016/Referd	10/9/2018
10/9/2018	Mark Renfro	Copy Marriage Cert	10/9/2018
10/9/2018	Phil Morton	1940's Marriage/Not f	10/9/2018
10/9/2018	Sandra Price	Proof of Residence se	10/10/2018
10/9/2018 3:53 PM	Cheryl Goodman	Circuit Divorce Case	10/19/2018 4:08 PM
10/9/2018 4:49 PM	Anne W. Patrick	Deed	10/10/2018 8:23 AM
10/10/2018	Tammy Warrell	Marriage Certificate	10/10/2018
10/10/2018	IRS ?? (Possible Scam Call)	File Fed Tax Lien/Refe	10/10/2018
10/10/2018 1:36 PM	Joyce Merrell	Death Certificate or N	10/11/2018 8:39 AM
10/11/2018	Nancy Tilley	Howard family home	10/12/2018
10/11/2018	Helen Bowers	Copies/Marriage certi	10/12/2018
10/11/2018 9:48 AM	Milagro Bigelow	marriage license	10/22/2018 9:18 AM
10/11/2018 6:15 PM	Michelle Dockett	Divorce Decree	10/22/2018 4:18 PM
10/12/2018	Dorothy Mc Clure (C & M)	Final Adoption Order/	10/12/2018
10/12/2018	Tracy Starker (Walk-in)	Copy Marriage Cert	10/12/2018
10/12/2018	Margaret Black	On site inspect/Genea	10/15/2018
10/12/2018 1:31 PM	Sharon Grace	building permit	10/12/2018 3:47 PM
10/15/2018	Customer/Phone in/Referd C & M	Copy of Will/Recent	10/15/2018
10/15/2018	Claudia/Referd to C & M	Adoption/Name chan	10/15/2018
10/15/2018	Ford & Nichols (Attys at Law)	Hwy Dept. received re	10/23/2018
10/16/2018	Customer (Phone in)	Inquiry on property in	10/16/2018
10/16/2018	Don W. Riddell (Phone in)	Genealogical search o	10/16/2018
10/16/2018	Joan Loveday Mc Coy (Phone in)	Marriage cert/No info	10/16/2018
10/16/2018 2:53 AM	Chrystal Jackson	Criminal	10/16/2018 7:47 AM
10/16/2018 3:06 AM	Serena M Frazier	Marriage license	10/23/2018 8:57 AM
10/16/2018 2:27 PM	Merritt Cunningham	Probate-Order Reope	10/23/2018 9:20 AM
10/16/2018 9:38 PM	Anne Macdonald	Incident Report	10/18/2018 8:52 AM
10/17/2018	Kim Herbert	Arrest report/Referd S	10/17/2018

10/17/2018	Ken & Sharon Moore	Genealogical search/A	10/17/2018
10/18/2018	Customer-Phone in	Info on deed/Referd R	10/18/2018
10/18/2018	SS Office/Knoxville	Marriage verification	10/18/2018
10/18/2018	Charles Breeden	Accident report in cou	10/18/2018
10/18/2018	Glen Smith	Map of Sinking Creek	10/18/2018
10/18/2018	Customer-Phone in/Referred	Arrest or Traffic Citati	10/18/2018
10/18/2018	Eddie McClanahan (Email request	Prison Record 1851-1	10/22/2018
10/18/2018 2:59 PM	Barbara Browning	property deed, propei	10/22/2018 10:14 AM
10/18/2018 11:33 PM	ANGELA Chesery	Marriage License	10/23/2018 9:00 AM
10/19/2018	Jack owens (Walk in)	Genealogical Search/M	10/19/2018
10/19/2018	Edward Junod	Online Maps/Referd R	10/19/2018
10/19/2018 9:06 AM	Linda McGeorge	divorce	10/19/2018 4:22 PM
10/19/2018 3:27 PM	Vicki Ritter	property	10/29/2018 10:53 AM
10/22/2018	Darlene Duncan Richardson	Marriage cert request	10/23/2018
10/22/2018	Customer (Phone in)	Inquiry on business lic	10/22/2018
10/22/2018	Linda Attaway (Phone in/ Mr Row	On site inspect/Genea	10/23/2018
10/22/2018 11:05 AM	Christopher Drake	Divorce Certificates	10/22/2018 2:42 PM
10/22/2018 11:58 AM	LeighAnne Pentecost	Restraining order	10/22/2018 12:22 PM
10/22/2018 3:34 PM	Eric Lopez	Environmental Recorc	10/31/2018 8:43 AM
10/22/2018 5:45 PM	ornie mayes	property assessor	10/23/2018 8:50 AM
10/23/2018	Customer (Phone in)	Background Check/Re	10/23/2018
10/23/2018	Brandy (Phone in)	School Transcripts/Re	10/23/2018
10/23/2018 10:54 AM	Merritt Cunningham	probate-Letters Testa	10/30/2018 2:42 PM
10/23/2018 3:00 PM	Debbie Daub	Contract	10/24/2018 8:35 AM
10/24/2018	Glen Teffeteller (Walk in)	Divorce 1866-67	10/24/2018
10/24/2018	Christopher Drake (Phone in)	Ceritfied Marriage Cei	10/30/2018
10/24/2018	Max Renfro (Bonnie Larson)	Genealogical Search/(	10/26/2018
10/24/2018 3:04 PM	Stacha Pressley	Septic Permit	10/25/2018 8:34 AM
10/25/2018	Customer (Phone in)	Probate info/referd C	10/25/2018
10/25/2018	Dorothy Mc Clure (C & M)	Final Adoption Order/	10/25/2018
10/25/2018	Alan Brown (Referred Websites)	Vacant Land data	10/25/2018
10/25/2018 1:58 PM	Kendra Speckman	Domestic Violence, Dı	10/25/2018 2:57 PM
10/25/2018 4:44 PM		criminal	10/26/2018 8:49 AM
10/25/2018 10:04 PM	Sherry Elaine Rogers	Judgement	10/26/2018 8:50 AM
10/26/2018	Kathleen Hale	File copy Will/Died Jef	10/26/2018
10/26/2018	Jennifer Hollifield (Investigator)	Arrest/Court Cases/Re	10/26/2018
10/26/2018	John Edward Moore	Copies/Divorce Decre	10/26/2018
10/26/2018	Julie (Investigator for Attorneys)	Final Judgement Divoı	10/26/2018
10/27/2018 7:37 AM	Roxanne Davis	Court record	10/29/2018 10:55 AM
10/28/2018	Dustin Frontauria	Arrest/Divorce Recorc	10/29/2018
10/29/2018	Customer (Phone in)	Business License info/	10/29/2018
10/29/2018	Logan Tallent	Divorce Case	10/29/2018
10/29/2018	Debbie Richesin	Marriage Cert/Certifie	10/29/2018
10/29/2018	Linda Tipton	Divorce Complaint/Ce	10/30/2018
10/29/2018 10:13 AM	Eddie McCauley	addresses or land owr	11/1/2018 2:14 PM
10/29/2018 12:54 PM	Thomas Martin	Marriage license	11/6/2018 9:45 AM
10/29/2018 1:40 PM	Misty Wilder	Judgment	10/30/2018 2:52 PM

10/29/2018 5:15 PM	Andrew Stubblefield	Voting Record	10/30/2018 4:11 PM
10/30/2018	Garry Wayne Talbert	Marriage Cert/Referd	10/30/2018
10/30/2018 3:50 PM	Faith Thilman	Public	10/31/2018 8:45 AM
10/30/2018 3:57 PM	Alex Galvez	Criminal Court Minute	10/30/2018 4:12 PM
10/31/2018	Kay Weigel	Will submit request o	10/31/2018
10/31/2018	Philip Torrey	Wanted a New Busine	10/31/2018
10/31/2018 8:58 AM	Shelby Gasche	Survey	11/5/2018 10:58 AM
10/31/2018 10:08 AM	Mary S. Watson	Marriage Certificate	11/1/2018 10:00 AM
10/31/2018 5:17 PM	Alan Brown	Assessor's Roll Data R	11/9/2018 7:46 AM
11/1/2018	Jim Ellis	Old photos of Cherry S	11/1/2018
11/1/2018 5:40 PM	Martin Guthe	sewer septic permit	11/2/2018 12:00 PM
11/2/2018	Wanda Defoyd	Circuit Court Records/	11/2/2018
11/2/2018 3:11 AM	Jake Blankenship	marraige	11/8/2018 3:36 PM
11/2/2018 5:48 AM	Robin C Rodriguez	Death Certificate	11/2/2018 8:02 AM
11/5/2018 4:42 PM	Garry Petrie	Marriage, death, land	11/13/2018 11:19 AM
11/6/2018	Katherine Huskey-Walk in	Divorce Records/copi	11/6/2018
11/7/2018	Mr. Anderson	Inquiry Power of Atty	11/7/2018
11/7/2018 11:41 AM	Ross A Gillespie	Criminal records	11/7/2018 1:55 PM
11/7/2018 12:35 PM	Doris Lehr	private road agreeme	11/9/2018 11:57 AM
11/7/2018 4:50 PM	Eric Alford	Probate or other cour	11/15/2018 10:41 AM
11/8/2018	Mr Ferguson	Bankruptcy Inquiry	11/8/2018
11/8/2018	Wanda M. Robinson	Marriage/Certified	11/14/2018
11/8/2018	Carol Roberts (TSLA)	Minute Book Transcri	11/8/2018
11/8/2018	Phil Phieffer	Copy of Divorce/MDA	11/9/2018
11/8/2018 9:14 PM	John Miller	Arrest Record	11/9/2018 7:43 AM
11/8/2018 9:19 PM	Jan Davidson	Criminal	11/9/2018 7:45 AM
11/9/2018	SS Office/Knoxville	Verification of Marria	11/9/2018
11/9/2018	Ms. Simerly	Dates of Marriage/Div	11/9/2018
11/9/2018 3:36 PM	Janet Jansen	Deed	11/14/2018 9:13 AM
11/11/2018 7:23 PM	JAMES Lawrence	births	11/13/2018 9:56 AM
11/12/2018 2:01 PM	candy ward	marriatge	11/16/2018 8:44 AM
11/12/2018 8:46 PM	Charlie Bradam	Birth or death certific	11/14/2018 9:08 AM
11/12/2018 11:31 PM	David Cantrell	Criminal	11/13/2018 8:06 AM
11/13/2018	Ms. Bledsoe	3 Certified Copies/Ma	11/13/2018
11/13/2018	Alfred Glowaski	Divorce/1999/Not at /	11/13/2018
11/13/2018	Debbie Christopher	Certified Copy/Marria	11/13/2018
11/15/2018	Diane McClellan (C & M)	Divorce/Decree & PSA	11/15/2018
11/15/2018	Noel Djenini	Divorce/Final Decree/	11/15/2018
11/15/2018	Mike Dalton	School Board & Co. M	11/16/2018
11/15/2018	Jenna Macnair (Email)	Criminal Records	11/15/2018
11/15/2018 3:57 PM	Eric Rose	divorce	11/21/2018 4:09 PM
11/16/2018	Deborah Hurst (Cansler) Holton	Divorce/Marriage Cer	11/16/2018
11/16/2018	Lynn Lambert (Walk in)	Marriages Certified/D	11/16/2018
11/16/2018	Matt McDonnell	Criminal Records info/	11/16/2018
11/16/2018	Cathy Jackson Stinnett	Certified Copy Divorce	11/20/2018
11/19/2018	Customer (Phone in)	Survey Lines on Deed/	11/19/2018
11/19/2018	C & F Finance (Phone in)	Judgement/Court Cas	11/19/2018

11/19/2018	Nicole/Knox Co. Library/Defoyd	Genealogical /Mishacl	11/19/2018
11/19/2018	Candy Angell	Certified copy Marriag	11/19/2018
11/19/2018	John Edward Moore	Marriage Certificate	11/19/2018
11/19/2018	Harry Grothjohn	School Records/Refer	11/19/2018
11/19/2018 9:37 AM	Pete baymiller	Deed records	11/19/2018 2:12 PM
11/20/2018	Will McEntee	City of Maryville PD/R	11/20/2018
11/20/2018	Tonya Wilson (Emailed Request)	Arrest Record	11/26/2018
11/20/2018 10:55 AM	Jane Goins	Environmental Health	11/20/2018 3:57 PM
11/20/2018 2:35 PM	Debra Lawson	Background Check	11/20/2018 3:56 PM
11/20/2018 3:02 PM	JEANNIE GRANGER	Estate File	11/28/2018 10:55 AM
11/20/2018 3:17 PM	REGINA L WELCH	Marriage License	11/27/2018 9:44 AM
11/26/2018	Mr.Zellmer	Circuit Court Records	11/26/2018
11/26/2018	Mary Watson/Prev. request FOIA	Certified Copy Marriag	11/26/2018
11/26/2018	Mr. Mummert (Emailed Request)	Historical Search/Loui	11/26/2018
11/26/2018 3:01 PM	Waylon Cunningham	employee rolls	11/26/2018 3:55 PM
11/27/2018	Barbara Dunn	Police Report	11/27/2018
11/27/2018	Mary Jane Boston-Smith	Certified copy/Marria	11/27/2018
11/27/2018	Mr. Anderson	Certified copy/Marria	11/27/2018
11/27/2018	Law Office	Citation info/Referd t	11/27/2018
11/27/2018	Customer (Phone in)	Inquiry /Septic info/Pr	11/27/2018
11/27/2018	Wayne Smith (Email Request)	Vechicle Title/Referd	11/29/2018
11/27/2018	Mr. Anderson	Certified Copy/Marria	11/28/2018
11/27/2018 8:52 AM	Arminda Jones	Civil Records	11/27/2018 9:31 AM
11/27/2018 11:41 AM	Amy Dittsworth Shofner	General Sessions Cour	11/27/2018 1:29 PM
11/27/2018 2:40 PM	Cody Simms	Documents	12/5/2018 2:11 PM
11/28/2018	Customer (Phone in)	Inquiry/Property own	11/28/2018
11/28/2018	Lauri Bell (Blount co. Commissior	Research for Annex Bu	11/28/2018
11/28/2018 12:27 PM	Logan Zellmer	Criminal	11/28/2018 12:53 PM
11/28/2018 4:14 PM	Daiva Anna Wood	Property	12/7/2018 9:13 AM
11/28/2018 7:58 PM	W. MICHAEL ALFRED,	deed	12/7/2018 9:14 AM
11/29/2018	LJ-Justice Center (Brenda Lawhon	Certified Copy/Marria	11/29/2018
11/29/2018	Customer (Phone In)	Trying to Ctc Co. Agen	11/29/2018
11/29/2018	Terry Elizabeth Quintel	Divorce Decree/Copy	12/7/2018
11/30/2018	Rebecca Ortiz (Email Request)	Property tax info/Refe	11/30/2018
11/30/2018	SS Office/Knoxville	Marriage verification	11/30/2018
12/2/2018	Francis A. Woodward, Esq.	Genealogical Search/T	12/7/2018
12/2/2018 12:53 PM	Drew Ferrell	TEST	12/5/2018 2:11 PM
12/3/2018	Steve Green/Blount Title Co.	Divorce Decree/MDA	12/3/2018
12/3/2018	Sarah Broyles	2 Marriage Certs/Cert	12/3/2018
12/3/2018	LeAnne Parish	Marriage info/Not fou	12/3/2018
12/3/2018	Laura Webb-Law Office	3 Divorce Decrees/MD	12/4/2018
12/3/2018 9:26 AM	Lori Pierce	Marriage License	12/3/2018 11:31 AM
12/3/2018 3:33 PM	Mollie Smith	Police report	12/5/2018 9:18 AM
12/4/2018	SS Office/Knoxville/Daryll	Marriage verification	12/4/2018
12/4/2018 2:11 PM	Rhonda Whiteley	HOA	12/7/2018 8:35 AM
12/5/2018	Melbourne PD/Sgt. Brad Blout	Background Investigat	12/5/2018
12/5/2018	TBI	Background Investigat	12/5/2018

12/5/2018 10:47 AM	Ashlee Edds	Criminal	12/5/2018 10:50 AM
12/5/2018 1:05 PM	Jordan Taylor	Criminal	12/5/2018 1:57 PM
12/5/2018 9:45 PM	James h bunch	dd214	12/6/2018 9:28 AM
12/6/2018	Kim Wade	Email Request/Sales T	12/6/2018
12/6/2018	Customer (Phone-in)	Letter of Testiment/R	12/6/2018
12/6/2018 11:13 AM	Pam Lamon	Marriage License	12/10/2018 3:05 PM
12/6/2018 1:51 PM	Alexis Griffith	Divorce Decree	12/28/2018 2:01 PM
12/7/2018	Customer (Phone In)	Will Info/Recent/Refe	12/7/2018
12/7/2018	Marites Gian	Supplier/Referd Purch	12/7/2018
12/10/2018	Wanda L. Cate	Certified copy/Marria	12/10/2018
12/10/2018	Nancy McDonnell	Name change docume	12/11/2018
12/10/2018	Norma Phelps	Two certified copies/D	12/13/2018
12/10/2018 4:40 AM	Teresa cole	Divorce papers	12/10/2018 3:15 PM
12/10/2018 2:16 PM		Marriage	12/10/2018 2:50 PM
12/10/2018 2:25 PM	Waylon Cunningham, reporter at	contract	12/11/2018 4:16 PM
12/10/2018 11:02 PM	Samantha Chipperfield	Arrest	12/11/2018 7:52 AM
12/11/2018 8:40 AM	Jim Lowery	Divorce	12/11/2018 9:00 AM
12/12/2018	Richard Fisher	Needing info on Court	12/12/2018
12/12/2018 8:31 AM	SHERI LYNN BROWN HALL	Marriage Certificate	12/12/2018 3:44 PM
12/13/2018	Customer-Phone in	Info on Commodities I	12/13/2018
12/13/2018	Stacy-SS Office-Knoxville	Verification of Marria	12/13/2018
12/13/2018	Customer-Phone in	Inquiry Title, Deed inf	12/13/2018
12/13/2018	Sheila Myers	2 copies each/Marria	12/13/2018
12/14/2018	Stacy-SS Office-Knoxville	Verification of Marria	12/14/2018
12/14/2018	Callie Teal	Marriage/Not found i	12/14/2018
12/14/2018	SS Office/Knoxville	Verify Marriage	12/14/2018
12/15/2018 12:00 AM	Barbara Browning	Property Deeds	12/27/2018 3:49 PM
12/15/2018 11:29 AM	Deborah Phillips	Septic Permit	12/19/2018 9:11 AM
12/15/2018 11:54 AM	Deborah Phillips	Septic Permit and Sur	12/19/2018 9:12 AM
12/17/2018	Deborah Wilson (DAR)	Marriage/1856/Gene	12/17/2018
12/17/2018	Bill Hunt	1945 Adoption Info/R	12/17/2018
12/17/2018	Customer-Phone in	Inquiry Marriage Cert	12/17/2018
12/17/2018 12:56 PM	Nancy Mayo	Criminal Records	12/18/2018 8:22 AM
12/17/2018 3:35 PM	Janet Wise	census 1940 by street	12/27/2018 11:51 AM
12/18/2018	Gaye Hasty (Blount County)	Date of Santa Clause F	12/18/2018
12/18/2018	Customer	Divorce inquiry	12/18/2018
12/18/2018	Customer	Needed Disposition o	12/18/2018
12/18/2018	Rebecca Suzanne Vinyard	Marriage/Certified	12/18/2018
12/18/2018	Jennie Brice	Will-Inquiry/Referred	12/18/2018
12/19/2018	SS Office-Knoxville	Marriage/verification	12/19/2018
12/19/2018	SS Office-Knoxville	Verification of Marria	12/19/2018
12/19/2018 8:57 AM	rebecca irizarry	criminal	12/19/2018 9:09 AM
12/20/2018	Rhonda-SS office-Knoxville	Verification of Marria	12/20/2018
12/20/2018	Tammy Nuchols	Divorce Decree	12/20/2018
12/20/2018 10:08 AM	Robin Reed	Marriage, Will, Deeds	12/28/2018 2:05 PM
12/21/2018 11:22 AM	Amy Gordon Wells	Marriage certificate	12/28/2018 10:47 AM
12/24/2018 10:10 AM	Stephanie Stephens	Warrant	12/27/2018 10:37 AM

12/26/2018	Jane Kroft or (Craft) Vets Admin	Info on vets son	12/27/2018
12/26/2018 11:59 AM	Edward Lane	Marriage Certificate	1/2/2019 12:35 PM
12/26/2018 1:37 PM	John Eberle	Vehicle accident	12/27/2018 10:52 AM
12/27/2018	James Johnson	Marriage date only	12/27/2018
12/27/2018	Peter Abbott	Marriage	12/27/2018
12/27/2018	Tammy - County Clerk	Marriage verification	12/27/2018
12/27/2018	Sally (For Helton)	Divorce Decree	1/2/2019
12/27/2018	Bethany Lindsey	Marriage inquiry	12/27/2018
12/28/2018	Trieu Schwark	Septic inquiry/Referd	12/28/2018
12/28/2018	George Raney	Marriage/Death (1819	12/28/2018
12/28/2018	Mary Davis	Marriage (1914)	12/28/2018
12/31/2018 11:49 AM	miranda adams	marriage certificate	1/2/2019 10:25 AM
12/31/2018 1:14 PM	Erin Hsu	Satisfaction of Mortga	1/3/2019 11:15 AM

Date Of Request	Name	Request Type	Date Complete
10/4/2018	James Michael Ward	Traffic Court	10/4/2018
10/4/2018	James Michael Ward	Traffic Court	10/4/2018
10/4/2018	James M. Ward	GS-State	10/4/2018
10/8/2018	Dynasty Rejoice Knighton	Juvenile	10/10/2018
10/8/2018	Steven Shawn Bowen	GS-State	10/10/2018
10/9/2018	Goodman vs Home Away from Hon	Circuit Civil	10/10/2018
10/11/2018	Sandra Kay Morgan	GS-State	10/11/2018
10/11/2018	Sandra Kay Morgan	Circuit	Not Found in Box
10/11/2018	Sheila Darlene Prince	GS-State	10/11/2018
10/11/2018	Goodman vs Home Away from Hon	Circuit Civil	10/11/2018
10/15/2018	Troy Todd Pulver	Traffic Court	10/17/2018
10/15/2018	Claudia Barnes	Juvenile	Already Cked Out
10/15/2018	Tristan Smith	Juvenile	10/17/2018
10/16/2018	Melissa Owens Strickland vs Blount	Circuit Court	10/17/2018
10/16/2018	Terri Michelle Cooper	GS-State	10/17/2018
10/16/2018	Judy Myers vs Rockford Manufactu	Circuit Court	10/17/2018
10/16/2018	Judy Myers vs Rockford Manufactu	Circuit Court	10/17/2018
10/16/2018	Melissa Sparks	GS-State	10/17/2018
10/17/2018	Sherry R. Smith	GS-State	10/17/2018
10/19/2018	Nancy J. Lanagan & Glen M. Lanagan Sr. vs Joan R. Conley	Circuit Court	10/25/2018
10/19/2018	Tommy Lee Williams Jr.	GS-State	10/24/2018
10/19/2018	Tommy Lee Williams/Thomas L. Wi	GS-State	10/24/2018
10/19/2018	Tommy Lee Williams/Thomas L. Wi	GS-State	10/24/2018
10/19/2018	No Name/Just #C0016097	Circuit Court	Not at Archives
10/19/2018	Lowell Clayton Gredig Jr.	Circuit Court	10/24/2018
10/19/2018	Lowell Clayton Gredig Jr.	Circuit Court	10/24/2018
10/19/2018	Cynthia Morgan AKA Sandra Morga	GS-State	10/24/2018
10/19/2018	Julian Lyle Weese	GS-State	10/24/2018
10/22/2018	Karen Keeler (Shuck Only/ No docs)	GS-State	10/24/2018
10/22/2018	Blount Co. General Sessions	Circuit-Civil	10/24/2018
10/22/2018	Teresa Renee Hodge	Circuit Court	10/24/2018
10/22/2018	Tywan Montease Sykes	Circuit Court	10/24/2018
10/22/2018	Tywan Montease Sykes	Circuit Court	10/24/2018
10/22/2018	Tywan Montease Sykes	Circuit Court	10/24/2018
10/22/2018	Tywan Montease Sykes	Circuit Court	10/24/2018
10/22/2018	Tywan Montease Sykes	Circuit Court	10/24/2018
10/22/2018	Tywan Montease Sykes	Circuit Court	10/24/2018
10/22/2018	Tywan Montease Sykes	Circuit Court	10/24/2018
10/22/2018	Tywan Montease Sykes (Shuck Onl	GS-State	10/24/2018
10/22/2018	Tywan Montease Sykes	Circuit Court	10/24/2018
10/23/2018	Gregory Allan Thomas	Circuit Court	10/24/2018
10/24/2018	Curtis Lynn Woody	Circuit Court	11/1/2018
10/24/2018	Michael D. Freel	GS-State	11/1/2018
10/25/2018	Gary Lee Collins	Traffic Court	11/1/2018
10/25/2018	Gary Lee Collins	Traffic Court	11/1/2018

10/25/2018	Gary Lee Collins Jr.	Traffic Court	11/1/2018
10/25/2018	Gary Lee Collins Jr.	Traffic Court	11/1/2018
10/25/2018	Gary Lee Collins Jr.	Traffic Court	11/1/2018
10/25/2018	Gary Lee Collins Jr.	Traffic Court	11/1/2018
10/25/2018	Gary L. Collins	Traffic Court	11/1/2018
10/25/2018	Gary L. Collins	Traffic Court	11/1/2018
10/29/2018	Gregory Allan Thomas	Circuit Court	already picked up
10/29/2018	Gregory Allan Thomas	Circuit Court	Not Found in Box
10/29/2018	Russell/Todd Barker//River Paige B	Juvenile	11/1/2018
10/30/2018	Michael Rosenzweig	Circuit Court	11/1/2018
10/30/2018	Michael Rosenzweig	Circuit Court	11/1/2018
10/30/2018	Michael Rosenzweig	Circuit Court	11/1/2018
10/30/2018	William J. Zinkhon	GS-State	11/1/2018
10/30/2018	Timothy Darryl Sutton	GS-State	11/1/2018
10/30/2018	William David Shell	GS-State	11/1/2018
10/30/2018	Karen Keeler (Shuck Only/ No docs)	GS-State	already picked up
10/30/2018	David Matthew Read	GS-State	11/1/2018
10/30/2018	David Matthew Read	GS-State	11/1/2018
10/30/2018	David Matthew Read	GS-State	11/1/2018
11/6/2018	Heather Michelle Trydell	GS-State	11/7/2018
11/6/2018	Heather Michelle Trydell	GS-State	11/7/2018
11/6/2018	Wesley Garland Jr.	Circuit Court	11/7/2018
11/6/2018	Wesley Garland Jr.	Circuit Court	11/7/2018
11/6/2018	Wesley Garland Jr.	Circuit Court	11/7/2018
11/6/2018	Wesley Garland Jr.	Circuit Court	11/7/2018
11/6/2018	Wesley Garland Jr.	Circuit Court	11/7/2018
11/6/2018	Wesley Garland Jr. & Steve Stokes	Circuit Court	11/7/2018
11/6/2018	Wesley Garland Jr. & Rick Stokes	Circuit Court	11/7/2018
11/6/2018	Wesley Garland Jr. & Ricky Miller	Circuit Court	11/7/2018
11/6/2018	Wesley Garland Jr. & Rick Stokes	Circuit Court	11/7/2018
11/6/2018	Wesley Garland Jr. & David Castle	Circuit Court	11/7/2018
11/6/2018	Glenn William Watkins	Circuit Court	11/7/2018
11/6/2018	Glenn William Watkins	Circuit Court	11/7/2018
11/6/2018	Glenn William Watkins	Circuit Court	11/7/2018
11/6/2018	Glenn William Watkins	Circuit Court	11/7/2018
11/6/2018	Glenn William Watkins	Circuit Court	11/7/2018
11/6/2018	Jordan B. Atchley	GS-State	11/7/2018
11/6/2018	Gregory Darnell Cotner	GS-State	11/7/2018
11/6/2018	Gregory Darnell Cotner	GS-State	11/7/2018
11/6/2018	Cedric Ronya Davis	GS-State	11/7/2018
11/6/2018	Asato Lowe	Circuit Court	11/7/2018
11/6/2018	Asato Lowe	Circuit Court	11/7/2018
11/6/2018	Mark Dewayne Roy jr.	GS-State	11/7/2018
11/6/2018	Mark Dewayne Roy jr.	GS-State	11/7/2018
11/6/2018	Mark Dewayne Roy jr.	GS-State	11/7/2018
11/6/2018	Mark Dewayne Roy jr.	GS-State	11/7/2018
11/6/2018	Mark Dewayne Roy jr.	GS-State	11/7/2018

11/6/2018	Mark Dewayne Roy jr.	GS-State	11/7/2018
11/6/2018	Mark Dewayne Roy jr.	GS-Traffic	11/7/2018
11/6/2018	Mark Dewayne Roy jr.	GS-Traffic	11/7/2018
11/6/2018	Mark Dewayne Roy jr.	GS-State	11/7/2018
11/6/2018	Mark Dewayne Roy jr.	GS-State	11/7/2018
11/7/2018	Leslie Ann Ward	GS-State	11/7/2018
11/7/2018	Leslie Ann Ward	GS-State	11/7/2018
11/7/2018	Timothy Moles	GS-State	11/7/2018
11/7/2018	Timothy Moles	GS-State	11/7/2018
11/7/2018	Timothy Moles	GS-State	11/7/2018
11/7/2018	Timothy Moles	GS-State	11/7/2018
11/7/2018	Jason L. Godsey	GS-State	11/7/2018
11/7/2018	David Matthew Read	Circuit Court	11/7/2018
11/7/2018	David Matthew Read	Circuit Court	11/7/2018
11/8/2018	City of maryville vs Phillip Dickey	Circuit Court	11/14/2018
11/8/2018	City of maryville vs Francis Brown, I	Circuit Court	11/14/2018
11/8/2018	City of Maryville vs Phillip Dickey, e	Circuit Court	11/14/2018
11/9/2018	Robert V. Yates	GS-State	11/14/2018
11/9/2018	Robert V. Yates	GS-State	11/14/2018
11/9/2018	Kendra Hart	GS-State	11/14/2018
11/9/2018	Kendra Hart	GS-State	11/14/2018
11/9/2018	Kendra D. Hart	GS-State	11/14/2018
11/9/2018	Kendra Hart	GS-State	11/14/2018
11/9/2018	Kendra Hart	GS-State	11/14/2018
11/9/2018	Kendra D. Hart	GS-State	11/14/2018
11/9/2018	Kendra D. Hart	GS-State	11/14/2018
11/9/2018	Kendra Dee Ann Hart	Circuit /Criminal	11/14/2018
11/9/2018	Kendra Dee Ann Hart	Circuit/Criminal	11/14/2018
11/9/2018	Kendra Hart	GS-State	11/14/2018
11/9/2018	Kendra Hart	GS-State	11/14/2018
11/9/2018	Kendra Hart	GS-State	11/14/2018
11/9/2018	Kendra Hart	GS-State	11/14/2018
11/9/2018	Kendra Dee Ann Hart	GS-State	11/14/2018
11/9/2018	Kendra Dee Ann Hart	GS-State	11/14/2018
11/9/2018	Kendra Dee Ann Hart	GS-State	11/14/2018
11/9/2018	Kendra Dee Ann Hart	GS-State	11/14/2018
11/9/2018	Kendra D. Hart	GS-State	11/14/2018
11/9/2018	Kendra D.Hart	GS-State	11/14/2018
11/9/2018	Kendra Dee Ann Hart	GS-State	11/14/2018
11/9/2018	Kendra Dee Ann Hart	GS-State	11/14/2018
11/9/2018	Karen Young	GS-State	11/14/2018
11/13/2018	Jennifer Ogle	GS-State	11/14/2018
11/13/2018	Marty Keith McKenzie	GS-State	11/14/2018
11/13/2018	Patricia Green aka (Pat Green)	GS-State	11/14/2018
11/13/2018	Johnny Plemons vs Michelle Plemo	C & M request	11/14/2018
11/15/2018	Michael Martin	GS-State	11/15/2018
11/15/2018	Tausha Nichole Blackford	GS-Traffic	11/15/2018

11/19/2018	William David Shell	GS-State	11/20/2018
11/19/2018	Milton Andres Rojas Valdes Daussa	GS-Traffic	11/20/2018
11/19/2018	Milton Andres Rojas Valdes Daussa	GS-Traffic	File at Justice Cente
11/19/2018	Milton Andres Rojas Valdes Daussa	GS-Traffic	11/20/2018
11/19/2018	Milton Andres Rojas Valdes Daussa	GS-Traffic	11/20/2018
11/19/2018	Milton Andres Rojas Valdes Daussa	GS-Traffic	11/20/2018
11/19/2018	Milton Andres Rojas Valdes Daussa	GS-Traffic	11/20/2018
11/19/2018	Laura Hoagland	GS-State	11/20/2018
11/19/2018	Dominic Kellogg	Circuit Court	11/20/2018
11/19/2018	Dominic Kellogg	Circuit Court	11/20/2018
11/19/2018	David Michael Blanding	GS-State	11/20/2018
11/19/2018	Matthew Peter McDonnell	Circuit Court	11/20/2018
11/19/2018	Matthew Peter McDonnell	Circuit Court	11/20/2018
11/19/2018	Sandy Henry	GS-State	11/20/2018
11/19/2018	Sandy Henry	GS-State	11/20/2018
11/19/2018	Aimee Michelle Rudd	GS-State	Not Found
11/19/2018	Mitchel Cash Chambers	GS-Traffic	11/20/2018
11/20/2018	Richard D. Wood	GS-State	11/20/2018
11/27/2018	Joseph Louis Whitehead	GS-State	checked out
11/27/2018	Tommy Cline	Circuit Court	11/28/2018
11/27/2018	Rebecca Finley	GS-State	11/28/2018
11/27/2018	Christina L. Waldron	GS-State	11/28/2018
11/27/2018	Andrew Steven Smith	GS-State	11/28/2018
11/27/2018	Dale M. Rogers	Circuit Court	11/28/2018
11/27/2018	Dale M. Rogers	Circuit Court	11/28/2018
11/27/2018	Michael Woody Woodward	GS-State	11/28/2018
11/27/2018	Michael Woody Woodward	GS-State	11/28/2018
11/27/2018	Michael Woody Woodward	GS-State	11/28/2018
11/27/2018	Frederick Earl Pugh	GS-State	11/28/2018
11/27/2018	Frederick Earl Pugh	GS-State	11/28/2018
11/27/2018	Frederick Earl Pugh	GS-State	11/28/2018
11/27/2018	Amy Michelle Dittsworth	GS-State	11/28/2018
11/27/2018	Amy Michelle Dittsworth	GS-State	11/28/2018
11/28/2018	Keith Michael Pierce	GS-State	11/28/2018
11/28/2018	Aimee Michelle Rudd	GS-State	11/28/2018
11/29/2018	Nancy Ann Grinder	Circuit-Criminal	12/5/2018
11/29/2018	Clinton Eugene Turner	GS-State	12/5/2018
11/29/2018	Clinton Eugene Turner	GS-State	12/5/2018
11/28/2018	Christopher Lynn Buchanan	GS-State	12/5/2018
11/28/2018	Christopher T. Edmonds	GS-State	12/5/2018
12/3/2018	Logan Zellmer	GS-State	12/5/2018
12/4/2018	Frank J. Genova	GS-Traffic	12/5/2018
12/4/2018	Frank J. Genova (Not Found in Box)	GS-State	
12/4/2018	Roberto Tellez Alvarez	GS-State	12/5/2018
12/4/2018	Roberto Tellez Alvarez	GS-State	12/5/2018
12/4/2018	Roberto Tellez Alvarez	GS-State	12/5/2018
12/4/2018	Roberto Tellez Alvarez	GS-State	12/5/2018

12/4/2018	Benjamin Foell	GS-State	12/5/2018
12/5/2018	Shawntest E. Wilson	Circuit Court	12/5/2018
12/5/2018	Shawntest E. Wilson	Circuit Court	12/5/2018
12/5/2018	Shawntest E. Wilson	GS-State	12/5/2018
12/5/2018	Shawntest E. Wilson	GS-State	12/5/2018
12/5/2018	Terry Doe Alias Terry Flynn	Circuit Court	12/5/2018
12/10/2018	Caleb Joseph Latham	GS-Traffic	12/12/2018
12/10/2018	Caleb Joseph Latham	GS-Traffic	12/12/2018
12/10/2018	Caleb Joseph Latham	GS-Traffic	12/12/2018
12/11/2018	Karma Inman & Johnny Headrick	Juvenile	12/12/2018
12/12/2018	James Eric Beasley	GS-State	12/12/2018
12/12/2018	James Eric Beasley	GS-State	12/12/2018
12/12/2018	James Eric Beasley	GS-State	12/12/2018
12/12/2018	James Eric Beasley	GS-State	12/12/2018
12/12/2018	James Eric Beasley	GS-State	12/12/2018
12/12/2018	James Eric Beasley	GS-State	12/12/2018
12/12/2018	James Eric Beasley	GS-State	12/12/2018
12/12/2018	James Eric Beasley	GS-State	12/12/2018
12/12/2018	James Eric Beasley	GS-State	12/12/2018
12/12/2018	James Eric Beasley	GS-State	12/12/2018
12/12/2018	James Eric Beasley	GS-State	not found
12/12/2018	James Eric Beasley	GS-State	not found
12/12/2018	James Eric Beasley	GS-State	not found
12/12/2018	James Eric Beasley	GS-State	12/12/2018
12/12/2018	James Eric Beasley	GS-State	12/12/2018
12/12/2018	James Eric Beasley	GS-State	12/12/2018
12/12/2018	James Eric Beasley	GS-State	12/12/2018
12/12/2018	James Eric Beasley	GS-State	12/12/2018
12/12/2018	James Eric Beasley	GS-State	12/12/2018
12/12/2018	James Eric Beasley	GS-State	12/12/2018
12/12/2018	James Eric Beasley	GS-State	12/12/2018
12/12/2018	James Eric Beasley	GS-State	12/12/2018
12/12/2018	James Eric Beasley	GS-State	12/12/2018
12/14/2018	Dorothy-C & M (Selina called)	Adoption	12/17/2018
12/19/2018	No Name (L-526) Not Found	Circuit Court	Not Found
12/19/2018	No Name (R-1064) No R files at Arc	Circuit Court	Not Found
12/19/2018	Paul Long vs Jack Brumbalough	Circuit Court	12/19/2018
12/19/2018	Jeffrey Roddan	Circuit Court	12/19/2018

Date Of Request	Name	Request Type	Date Complete
10/1/2018	Jean Watkins	SSDS	10/1/2018
10/1/2018	Tim Ivens	SSDS	10/1/2018
10/1/2018	Tim Ivens	SSDS	10/1/2018
10/1/2018	Mitzi Turner	SSDS	10/1/2018
10/1/2018	Dwight Price	SSDS	10/1/2018
10/2/2018	Gloria Graziano	SSDS	10/2/2018
10/2/2018	Shelby Gasche	SSDS	10/2/2018
10/2/2018	Mps681@hotmail.com	SSDS	10/2/2018
10/2/2018	Jackie Mills	SSDS	10/2/2018
10/2/2018	Debra Whaley	SSDS	10/2/2018
10/2/2018	Lynn Waters	SSDS	10/2/2018
10/2/2018	Yvonnca Landes	SSDS	10/3/2018
10/2/2018	Dwight Price	SSDS	10/2/2018
10/3/2018	Debra Whaley	SSDS	10/3/2018
10/3/2018	Courtney Melton	SSDS	10/5/2018
10/4/2018	Jarrett Odom	SSDS	10/4/2018
10/4/2018	Debra Whaley	SSDS	10/5/2018
10/4/2018	Gloria Graziano	SSDS	10/5/2018
10/4/2018	Amy King	SSDS	10/5/2018
10/5/2018	Linda Arendt	SSDS	10/5/2018
10/5/2018	Julie Spiray	SSDS	10/5/2018
10/5/2018	Sarah Monsarrat	SSDS	10/5/2018
10/5/2018	Josh Picquet	SSDS	10/5/2018
10/5/2018	Heather Stiles	SSDS	10/5/2018
10/5/2018	Sherry Paul	SSDS	10/5/2018
10/5/2018	Home Owner	SSDS	10/5/2018
10/5/2018	Covenant Broker	SSDS	10/5/2018
10/5/2018	Cindy Wilburn	SSDS	10/5/2018
10/5/2018	Jenny Moynihan	SSDS	10/5/2018
10/5/2018	Nathan McCroan	SSDS	10/5/2018
10/5/2018	Donnie Campbell	SSDS	10/5/2018
10/8/2018	Tim Ivens	SSDS	10/9/2018
10/8/2018	Jody Newbauer	SSDS	10/9/2018
10/8/2018	Robin White	SSDS	10/9/2018
10/8/2018	Lynn Waters	SSDS	10/10/2018
10/8/2018	Joe Garner	SSDS	10/10/2018
10/8/2018	Laura Hall	SSDS	10/10/2018
10/8/2018	Wanda Hendryx	SSDS	10/9/2018
10/9/2018	John Pace	SSDS	10/9/2018
10/10/2018	Kate McChesney	SSDS	10/11/2018

10/10/2018	Installer	SSDS	10/10/2018
10/10/2018	Debra Whaley	SSDS	10/10/2018
10/10/2018	Regina Garner	SSDS	10/10/2018
10/11/2018	Kent Garner	SSDS	10/12/2018
10/11/2018	Susie Frost	SSDS	10/12/2018
10/11/2018	Jay Blevins	SSDS	10/11/2018
10/11/2018	Missy Johnson	SSDS	10/11/2018
10/12/2018	Matt Hearon	SSDS	10/12/2018
10/12/2018	Ellen Tallent	SSDS	10/12/2018
10/12/2018	Wanda Hendryx	SSDS	10/12/2018
10/12/2018	Johnathon Cooper	SSDS	10/12/2018
10/12/2018	Tammy Evans	SSDS	10/12/2018
10/12/2018	Bud Williams	SSDS	10/12/2018
10/12/2018	Matthew Thomas	SSDS	10/12/2018
10/12/2018	Donna Tallent	SSDS	10/12/2018
10/12/2018	Lisa McCurry	SSDS	10/12/2018
10/12/2018	Tina Phillips	SSDS	10/12/2018
10/12/2018	Aaron Fowler	SSDS	10/12/2018
10/12/2018	William Prichard	SSDS	10/12/2018
10/12/2018	Deborah Campbell	SSDS	10/12/2018
10/15/2018	Jackie Mills	SSDS	10/17/2018
10/16/2018	Ellen Tallent	SSDS	10/19/2018
10/16/2018	Ellen Tallent	SSDS	10/19/2018
10/16/2018	Dena Hood	SSDS	10/19/2018
10/16/2018	Michael Vanderkooy	SSDS	10/19/2018
10/17/2018	Debra Whaley	SSDS	10/17/2018
10/17/2018	Kathi Phelps	SSDS	10/17/2018
10/17/2018	Jenny Moynihan	SSDS	10/19/2018
10/17/2018	Dwight Price	SSDS	10/19/2018
10/17/2018	Cindy Wilburn	SSDS	10/23/2018
10/17/2018	Jody Newbauer	SSDS	10/23/2018
10/18/2018	April Coleman	SSDS	10/19/2018
10/18/2018	Chuck Fisher	SSDS	10/23/2018
10/18/2018	Kevin Charkosky	SSDS	10/22/2018
10/19/2018	Jule Reynolds	SSDS	10/19/2018
10/19/2018	Jule Reynolds	SSDS	10/19/2018
10/19/2018	Amy King	SSDS	10/19/2018
10/19/2018	Kimberly Hazel	SSDS	10/19/2018
10/19/2018	Cindy Braun	SSDS	10/23/2018
10/19/2018	Robin Myrick	SSDS	10/23/2018

10/19/2018	Dwight Price	SSDS	10/22/2018
10/19/2018	Tish Hickman	SSDS	10/23/2018
10/19/2018	Lynn Waters	SSDS	10/22/2018
10/22/2018	Donnie Amburn	SSDS	10/22/2018
10/22/2018	Michael Vanderkooy	SSDS	10/23/2018
10/22/2018	Jennifer Webb	SSDS	10/23/2018
10/22/2018	Natalie Hawkins	SSDS	10/22/2018
10/23/2018	Tammy Beavers	SSDS	10/24/2018
10/24/2018	Terra Sparks	SSDS	10/24/2018
10/24/2018	Yvonnca Landes	SSDS	10/25/2018
10/25/2018	Casey Kashif	SSDS	10/25/2018
10/25/2018	Adam Sharp	SSDS	10/25/2018
10/25/2018	Dustin Weaver	SSDS	10/25/2018
10/25/2018	Gloria Graziano	SSDS	10/25/2018
10/25/2018	Cindy Rochelle	SSDS	10/25/2018
10/25/2018	Dwight Price	SSDS	10/25/2018
10/25/2018	Yvonnca Landes	SSDS	10/25/2018
10/25/2018	Kevin Charkosky	SSDS	10/25/2018
10/25/2018	Hank Dye	SSDS	10/25/2018
10/25/2018	Darryl Dardar	SSDS	10/26/2018
10/25/2018	Shelby Gasche	SSDS	10/26/2018
10/25/2018	Dwight Price	SSDS	10/26/2018
10/26/2018	Alexander Johnson	SSDS	10/30/2018
10/26/2018	Barbara Carver	SSDS	10/30/2018
10/26/2018	Joe Consumo	SSDS	10/26/2018
10/26/2018	Tona Musgrave	SSDS	10/30/2018
10/26/2018	Tona Musgrave	SSDS	10/26/2018
10/26/2018	Janet Henley	SSDS	10/26/2018
10/26/2018	Debra Whaley	SSDS	10/30/2018
10/26/2018	Jody Newbauer	SSDS	10/30/2018
10/29/2018	Kim Goode	SSDS	10/30/2018
10/29/2018	Todd Tucker	SSDS	10/30/2018
10/29/2018	Sonya Dodd	SSDS	10/30/2018
10/29/2018	Kim Isenberg	SSDS	10/30/2018
10/29/2018	Darrell Tipton	SSDS	10/31/2018
10/29/2018	Kim Goode	SSDS	10/31/2018
10/29/2018	Barbara Carver	SSDS	10/29/2018
10/30/2018	Steve Gennoe	SSDS	10/31/2018
10/30/2018	Michelle Newman	SSDS	10/31/2018
10/30/2018	Karla Sells-Gourley	SSDS	10/30/2018

10/30/2018	Dwight Price	SSDS	10/31/2018
10/30/2018	Rob Howard	SSDS	10/30/2018
10/30/2018	Rob Howard	SSDS	10/31/2018
10/31/2018	Realtor	SSDS	10/31/2018
10/31/2018	Dustin Walker	SSDS	10/31/2018
10/31/2018	Darlene Dehart	SSDS	10/31/2018
10/31/2018	Jennifer Gill	SSDS	10/31/2018
10/31/2018	Laura Hall	SSDS	11/2/2018
10/31/2018	Debbie Terry	SSDS	11/2/2018
11/1/2018	Leah Woodruff	SSDS	11/1/2018
11/2/2018	Debra Whaley	SSDS	11/2/2018
11/2/2018	Lara Gresham	SSDS	11/2/2018
11/2/2018	Debra Whaley	SSDS	11/5/2018
11/2/2018	Pam Morgan	SSDS	11/5/2018
11/2/2018	Kathy Parker	SSDS	11/5/2018
11/5/2018	Steve Gennoe	SSDS	11/5/2018
11/5/2018	Carol Ann Buchanan	SSDS	11/7/2018
11/5/2018	Amy King	SSDS	11/7/2018
11/5/2018	Dwight Price	SSDS	11/7/2018
11/5/2018	Dustin Walker	SSDS	11/7/2018
11/5/2018	Holly Roach	SSDS	11/7/2018
11/5/2018	Wesley Shotwell	SSDS	11/7/2018
11/5/2018	Tim Tipton	SSDS	11/7/2018
11/6/2018	Adam Sharp	SSDS	11/7/2018
11/6/2018	Mandy Hembree	SSDS	11/7/2018
11/6/2018	Mandy Hembree	SSDS	11/7/2018
11/7/2018	Michael Pratt	SSDS	11/7/2018
11/7/2018	Missy Johnson	SSDS	11/8/2018
11/7/2018	Katherine Kroll	SSDS	11/8/2018
11/7/2018	Gina Grah	SSDS	11/8/2018
11/7/2018	Lainey Jones	SSDS	11/9/2018
11/7/2018	Prime Mountain	SSDS	11/9/2018
11/7/2018	Ryan Coleman	SSDS	11/9/2018
11/7/2018	Christy Blanco	SSDS	11/9/2018
11/7/2018	Darla Hornback	SSDS	11/9/2018
11/7/2018	Debbie Roberts	SSDS	11/9/2018
11/8/2018	Sherry Paul	SSDS	11/9/2018
11/8/2018	Jay Blevins	SSDS	11/9/2018
11/8/2018	Jennifer Gill	SSDS	11/9/2018
11/9/2018	Halee Bivens	SSDS	11/14/2018

11/9/2018	Carol Ann Buchanan	SSDS	11/9/2018
11/9/2018	Coldwell Bankers	SSDS	11/9/2018
11/9/2018	Jay Blevins	SSDS	11/9/2018
11/13/2018	Cindy Dickerson	SSDS	11/14/2018
11/13/2018	Amy Dix	SSDS	11/14/2018
11/13/2018	LJ Cowden	SSDS	11/14/2018
11/13/2018	Darlene Dehart	SSDS	11/14/2018
11/13/2018	Robin Skeen	SSDS	11/14/2018
11/13/2018	John Hatcher	SSDS	11/13/2018
11/13/2018	Amy King	SSDS	11/13/2018
11/13/2018	McKeehan	SSDS	11/13/2018
11/13/2018	James Sipe	SSDS	11/13/2018
11/14/2018	Charity Brown	SSDS	11/14/2018
11/14/2018	Ryan Coleman	SSDS	11/14/2018
11/15/2018	Rachel Warren	SSDS	11/15/2018
11/15/2018	Karla Sells-Gourley	SSDS	11/15/2018
11/15/2018	Ladonna Bell	SSDS	11/15/2018
11/15/2018	Warren Cornelius	SSDS	11/15/2018
11/16/2018	Cindy Dickerson	SSDS	11/16/2018
11/16/2018	Dwight Price	SSDS	11/16/2018
11/16/2018	Mary McGuiness	SSDS	11/16/2018
11/19/2018	David Connors	SSDS	11/20/2018
11/19/2018	Darlene Dehart	SSDS	11/19/2018
11/20/2018	Tonya Bledsoe	SSDS	11/21/2018
11/20/2018	Realty Exectives	SSDS	11/21/2018
11/20/2018	Rebecca Carter	SSDS	11/20/2018
11/20/2018	Teresa Luttrell	SSDS	11/20/2018
11/20/2018	Debbie McBee	SSDS	11/20/2018
11/20/2018	Candi Rochelle	SSDS	11/20/2018
11/20/2018	Sonya Dodd	SSDS	11/20/2018
11/21/2018	Patricia Mesa	SSDS	11/21/2018
11/21/2018	Sandra Kuzra	SSDS	11/21/2018
11/21/2018	Sandra Kuzra	SSDS	11/21/2018
11/21/2018	Sherry Paul	SSDS	11/21/2018
11/21/2018	Katherine Kroll	SSDS	11/21/2018
11/21/2018	Michael Vanderkooy	SSDS	11/21/2018
11/26/2018	Hope Cudd	SSDS	11/27/2018
11/26/2018	Laura Grisham	SSDS	11/27/2018
11/26/2018	LJ Cowden	SSDS	11/26/2018

11/26/2018	Barbara Carver	SSDS	11/26/2018
11/27/2018	Mike Howell	SSDS	11/28/2018
11/27/2018	Dwight Price	SSDS	11/28/2018
11/28/2018	Katherine Kroll	SSDS	11/29/2018
11/28/2018	Linda Hoppa	SSDS	11/29/2018
11/28/2018	Nikki Moore	SSDS	11/29/2018
11/28/2018	Rhonda Bobing	SSDS	11/28/2018
11/28/2018	Lesa Darnell	SSDS	11/28/2018
11/28/2018	Rachel Warren	SSDS	11/28/2018
11/30/2018	Tonya Bledsoe	SSDS	12/4/2018
11/30/2018	Michele Mangham	SSDS	12/4/2018
11/30/2018	Sherry Paul	SSDS	12/4/2018
11/30/2018	Landonna Bell	SSDS	12/4/2018
11/30/2018	Yvonnca Landes	SSDS	12/4/2018
11/30/2018	Mike Howell	SSDS	11/30/2018
12/3/2018	Mike Howell	SSDS	12/5/2018
12/3/2018	Danielle Herron	SSDS	12/5/2018
12/3/2018	Wanda Hendryx	SSDS	12/5/2018
12/3/2018	Darlene Dehart	SSDS	12/4/2018
12/4/2018	Landonna Bell	SSDS	12/10/2018
12/4/2018	Pumper	SSDS	12/4/2018
12/4/2018	Jay Blevins	SSDS	12/5/2018
12/5/2018	Amy King	SSDS	12/10/2018
12/5/2018	Yvonnca Landes	SSDS	12/7/2018
12/6/2018	Sherry Paul	SSDS	12/10/2018
12/6/2018	Diane Edge	SSDS	12/10/2018
12/6/2018	Sandra Kuzra	SSDS	12/10/2018
12/6/2018	Melinda Grimac	SSDS	12/10/2018
12/7/2018	Scott Blevins	SSDS	12/11/2018
12/7/2018	Randy Temple	SSDS	12/10/2018
12/7/2018	Jessica Schroeder	SSDS	12/10/2018
12/7/2018	Jay Blevins	SSDS	12/10/2018
12/7/2018	Michael Woodward	SSDS	12/10/2018
12/7/2018	Debbie Terry	SSDS	12/10/2018
12/10/2018	Jan Maness	SSDS	12/11/2018
12/10/2018	Bazyn	SSDS	12/10/2018
12/11/2018	Aaron Fowler	SSDS	12/12/2018
12/12/2018	Tracy King	SSDS	12/12/2018
12/12/2018	Jamie Seal	SSDS	12/12/2018
12/12/2018	Martha Campbell	SSDS	12/13/2018

12/12/2018	lainey Jones	SSDS	12/13/2018
12/13/2018	Debra Whaley	SSDS	12/13/2018
12/13/2018	Ron Lascola	SSDS	12/17/2018
12/13/2018	Kathy Hmieleski	SSDS	12/17/2018
12/13/2018	Tim Seay	SSDS	12/17/2018
12/14/2018	Leah Woodruff	SSDS	12/18/2018
12/14/2018	Dwight Price	SSDS	12/18/2018
12/14/2018	Chris Emmett	SSDS	12/17/2018
12/17/2018	Michael Vanderkooy	SSDS	12/18/2018
12/17/2018	Michael Vanderkooy	SSDS	12/18/2018
12/17/2018	Michael Vanderkooy	SSDS	12/18/2018
12/17/2018	April Hutsell	SSDS	12/18/2018
12/18/2018	Michael Vanderkooy	SSDS	12/18/2018
12/18/2018	Dwight Price	SSDS	12/18/2018
12/18/2018	Susie Frost	SSDS	12/18/2018
12/18/2018	Leigh Ann Cate	SSDS	12/18/2018
12/20/2018	Valarie Thompson	SSDS	12/21/2018
12/20/2018	David Connors	SSDS	12/20/2018
12/27/2018	Dwight Price	SSDS	12/28/2018
12/27/2018	Jennifer Wild	SSDS	12/28/2018
12/27/2018	Mack Coulter	SSDS	12/28/2018
12/27/2018	Mack Coulter	SSDS	12/28/2018

Date Of Request	Name	Type of Record Requested	Date Complete
10/24/2018 2:49 PM	Ina K. Roberts	plat of septic field line	10/25/2018 8:35 AM
11/29/2018 10:58 AM	Nelda C Goins	final approval and layout	11/30/2018 9:50 AM
12/11/2018 10:46 AM	Nelda Goins	final approval and layout	12/12/2018 9:55 AM
10/5/2018 12:46 PM	Nelda C Goins	final approval and layout	10/5/2018 4:01 PM
11/5/2018 6:43 PM	Roger Lee	Septic/Sewer	11/6/2018 9:46 AM
10/5/2018 12:55 PM	Nelda C Goins	final approval and layout	10/5/2018 3:30 PM
11/29/2018 11:08 AM	Nelda C Goins	final approval and layout	11/30/2018 10:10 AM
10/5/2018 12:57 PM	Nelda C Goins	final approval and layout	10/5/2018 3:31 PM
11/29/2018 10:54 AM	Nelda C goins	final approval and layout	11/30/2018 9:50 AM
11/15/2018 10:09 PM	Victoria Pack	Septic / SSDS	11/16/2018 8:12 AM
10/5/2018 12:54 PM	Nelda C Goins	final approval and layout	10/5/2018 3:40 PM
12/11/2018 10:43 AM	Nelda Goins	final approval and layout	12/12/2018 9:11 AM
10/5/2018 12:58 PM	Nelda C Goins	final approval and layout	10/5/2018 3:37 PM
11/14/2018 1:59 PM	Tracye Jahn	Septic Records	11/15/2018 12:44 PM
11/26/2018 5:25 PM	Ben Jones	Any Information	11/27/2018 10:32 AM
10/5/2018 12:49 PM	Nelda C Goins	final approval and layout	10/5/2018 3:42 PM
11/9/2018 10:21 AM	Raymond Beazley	Septic location	11/9/2018 10:49 AM
11/15/2018 1:34 PM	Mark Rigsby	Septic info and permit	11/15/2018 2:04 PM
10/5/2018 1:12 PM	Nelda C Goins	final approval and layout	10/5/2018 3:34 PM
10/5/2018 1:00 PM	Nelda C Goins	final approval and layout	10/5/2018 3:44 PM
10/5/2018 12:44 PM	Nelda C Goins	final approval and layout	10/5/2018 4:00 PM
11/7/2018 1:11 PM	Nelda C Goins	final approval and layout	11/7/2018 2:47 PM
11/14/2018 9:11 AM	Jeff Glenn	Septic fill line	11/16/2018 8:33 AM
10/30/2018 1:07 PM	Jerry DeLozier	SSDS	10/30/2018 2:51 PM
11/29/2018 11:04 AM	Nelda C Goins	final approval and layout	11/30/2018 10:40 AM
10/2/2018 5:24 PM	JEREMY WRITT	Septic Tank Location	10/3/2018 9:02 AM
11/29/2018 10:51 AM	Nelda C Goins	final approval and layout	11/30/2018 9:33 AM
10/5/2018 12:47 PM	Nelda C Goins	final approval and layout	10/5/2018 3:28 PM
10/5/2018 1:11 PM	Nelda C Goins	final approval and layout	10/5/2018 3:39 PM
12/11/2018 10:48 AM	Nelda C Goins	final approval and layout	12/12/2018 10:05 AM
11/8/2018 2:07 PM	Mark Rigsby	SSDS	11/8/2018 4:16 PM

Blount County Trustee
Scott Graves

Trustee's Monthly Report
December 2018

Contents

Section I Property Tax Collections Report for the Month

Section II Report of Property Tax Paid Under Protest

Section III Report of Local Option Sales Tax to Date

Section IV Financial Summary

Section V Trustee's Investment Portfolio

Section VI Trustee's Interest Earned Report

Section VII Trustee's Commission Report

Blount County Trustee
Receipts Employee Balance Report

Region	Tax Relief Amount	Section
BLOUNT	$6,767.00	
ALCOA	$465.00	
MARYVILLE	$930.00	
GRAND TOTALS	$8,162.00	

Bracket	# Transactions	Cash	Check	Credit	eCheck	Direct	Adjust	Total
Property Tax	1665	$73,736.01	$1,879,292.63	$107,818.00	$36,594.00	$181,245.00	$0.00	$0.00
GRAND TOTALS	1665	$73,736.01	$1,879,292.63	$107,818.00	$36,594.00	$181,245.00	$0.00	$2,278,685.64

Bracket	# Transactions	Cash	Check	Credit	eCheck	Direct	Adjust	Total
Blount County	1665	$73,736.01	$1,879,292.63	$107,818.00	$36,594.00	$181,245.00	$0.00	$0.00
GRAND TOTALS	1665	$73,736.01	$1,879,292.63	$107,818.00	$36,594.00	$181,245.00	$0.00	$2,278,685.64

Tax Year	Region	Account	Credits	Section
2018	BLOUNT	40110	$2,099,166.29	
2018	BLOUNT	40125	$437.19	
2018			$2,099,603.48	2018 Total
2017	BLOUNT	40120	$137,857.21	
2017	BLOUNT	40140	$25,397.84	
2017	BLOUNT	40125	$630.95	
2017			$163,886.00	2017 Total
2016	BLOUNT	40120	$28.00	
2016	BLOUNT	40140	$9.00	
2016			$37.00	2016 Total
2015	BLOUNT	40120	$38.00	
2015	BLOUNT	40140	$20.00	
2015			$58.00	2015 Total
2014	BLOUNT	40120	$26.00	
2014	BLOUNT	40140	$16.00	

Blount County Trustee
Receipts Employee Balance Report

Tax Year	Region	Account	Credits	Section
2014			$42.00	2014 Total
2014		GRAND TOTALS	$2,263,626.48	

The following view filters where applied to this report.
From date - 12/01/18, To Date - 12/31/18, Module - propertytax, Hide Receipt List - 1

Blount County Trustee
Scott Graves

Property Tax Paid Under Protest

FY 2018-2019

Month Paid	Year	Name Listed	Bill #	Parcel ID	Property Description
July	2018	NONE TO REPORT			
August	2018	NONE TO REPORT			
September	2018	NONE TO REPORT			
October	2018	NONE TO REPORT			
November	2018	NONE TO REPORT			
December	2018	NONE TO REPORT			
January	2019				
February	2019				
March	2019				
April	2019				
May	2019				
June	2019				

Blount County Trustee
Scott Graves

Annual Report of Local Option Sales Tax Distribution

FY 2018-2019

Month Received	Month of Sale	Total Received	County Schools	Alcoa Schools	Maryville Schools	Highway Dept.	County Debt	City of Alcoa	City of Maryville	City of Friendsville	City of Louisville	City of Rockford	City of Townsend
July	May	$4,519,277.45	1,332,499.93	248,354.63	678,784.18	345,787.01	76,841.56	833,927.33	910,564.24	9,178.04	14,800.24	17,456.52	51,083.77
August	June	$4,656,422.34	1,372,936.84	255,891.36	699,383.00	367,048.28	81,566.28	867,693.02	910,040.46	9,038.11	14,594.19	15,349.12	62,881.68
September	July	$4,714,358.20	1,390,019.09	259,075.20	708,084.82	384,698.81	85,488.63	863,969.41	907,822.58	9,095.39	14,639.85	14,402.73	77,061.69
October	Aug.	$4,598,404.08	1,355,830.25	252,703.00	690,668.80	395,317.22	87,848.27	831,109.31	891,074.17	7,771.82	17,626.77	16,153.56	52,300.91
November	Sept.	$4,402,237.94	1,297,991.05	241,922.79	661,205.14	329,649.27	73,255.39	807,527.59	892,284.74	9,108.23	17,153.74	18,054.79	54,085.21
December	Oct.	$4,891,366.66	1,442,209.68	268,802.61	734,671.05	441,906.64	98,201.47	853,812.79	937,937.26	10,926.35	17,664.63	16,343.62	68,890.56
January	Nov.	$0.00	0.00	0.00	0.00	0.00	0.00	0.00	0.00	0.00	0.00	0.00	0.00
February	Dec.	$0.00	0.00	0.00	0.00	0.00	0.00	0.00	0.00	0.00	0.00	0.00	0.00
March	Jan.	$0.00	0.00	0.00	0.00	0.00	0.00	0.00	0.00	0.00	0.00	0.00	0.00
April	Feb.	$0.00	0.00	0.00	0.00	0.00	0.00	0.00	0.00	0.00	0.00	0.00	0.00
May	March	$0.00	0.00	0.00	0.00	0.00	0.00	0.00	0.00	0.00	0.00	0.00	0.00
June	April	$0.00	0.00	0.00	0.00	0.00	0.00	0.00	0.00	0.00	0.00	0.00	0.00
GROSS TOTAL		$27,782,066.67	8,191,486.84	1,526,749.59	4,172,796.99	2,264,407.22	503,201.61	5,058,039.45	5,449,723.45	55,117.94	96,479.42	97,760.34	366,303.82
LESS COMMISSION		277,820.67	81,914.87	15,267.50	41,727.97	22,644.08	5,032.02	50,580.40	54,497.24	551.18	964.80	977.61	3,663.04
NET TOTAL		$27,504,246.00	$8,109,571.97	$1,511,482.09	$4,131,069.02	$2,241,763.14	$498,169.59	$5,007,459.05	$5,395,226.21	$54,566.76	$95,514.62	$96,782.73	$362,640.78

Blount County Trustee's Office Fund Report

Financial Summary Report - December 01, 2018 to December 31, 2018

Fund	Name	Starting Balance	Receipts	Disbursements	Transfers In	Transfers Out	Commission adjustment	Commission	Ending Balance
101	GENERAL FUND	36,090,683.31	2,446,246.18	4,231,596.06	7,755.83	0.00	(6.24)	21,384.02	34,291,711.48
112	COURTHOUSE & JAIL MAINTENANCE	186,475.22	1,719.94	17,999.64	0.00	0.00	0.00	163.16	170,032.36
114	LAW LIBRARY	51,912.31	829.09	760.00	0.00	0.00	0.00	8.29	51,973.11
115	PUBLIC LIBRARY	1,033,558.84	15,253.25	222,890.26	185.04	0.00	0.00	72.99	826,033.88
122	DRUG CONTROL	1,483,681.97	17,406.70	4,345.82	0.00	0.00	0.00	174.07	1,496,568.78
131	HIGHWAY/PUBLIC WORKS	2,723,652.18	787,820.87	1,154,451.22	851.85	0.00	0.00	7,482.08	2,350,391.60
141	GENERAL PURPOSE SCHOOL	15,953,168.65	7,010,452.95	8,483,672.04	833,092.38	0.00	(4.47)	35,402.59	15,277,643.82
142	SCHOOL FEDERAL PROJECTS	440,618.32	659,238.95	675,621.50	0.00	0.00	0.00	0.00	424,235.77
143	CAFETERIA	847,400.50	467,270.41	529,467.21	0.00	0.00	0.00	0.00	785,203.70
146	EXTENDED DAYCARE	594,561.53	118,494.75	137,642.69	0.00	0.00	0.00	980.33	574,433.26
151	GENERAL DEBT SERVICE	21,861,109.03	969,418.65	143,276.17	0.00	0.00	(3.40)	10,443.80	22,676,811.11
176	HIGHWAY CAPITAL PROJECTS	712,371.41	0.00	37,375.77	0.00	0.00	0.00	0.00	674,995.64
177	EDUCATION CAPITAL PROJECTS	1,198,242.44	40,262.95	105,099.48	0.00	0.00	(0.28)	770.02	1,132,636.17
189	GENERAL CONSTRUCTION PROJECTS	3,243,877.94	0.00	57,879.48	0.00	0.00	0.00	0.00	3,185,998.46
191	ENDOWMENT PRINCIPAL/REVENUE	506,454.40	701.12	0.00	0.00	0.00	0.00	0.00	507,155.52
263	GENERAL LIABILITY	1,134,003.84	987,202.47	74,000.00	0.00	0.00	0.00	0.00	2,047,206.31
264	EMPLOYEE HEALTH INSURANCE	2,369,496.68	2,069,698.95	2,273,066.18	476,995.03	0.00	0.00	0.00	2,643,124.48
266	WORKERS COMPENSATION	2,115,320.73	982,538.40	60,000.00	0.00	0.00	0.00	0.00	3,037,859.13
336	TAX TRUST FUND	437.05	0.00	0.00	0.00	0.00	0.00	0.00	437.05
351	CITIES - SALES TAX	0.00	1,905,575.21	1,886,519.45	0.00	0.00	0.00	19,055.76	0.00
355	ALCOA SCHOOLS	0.00	380,200.03	375,317.52	0.00	0.00	(0.84)	4,883.35	0.00
356	MARYVILLE SCHOOLS	0.00	1,039,131.99	1,025,787.61	0.00	0.00	(2.27)	13,346.65	0.00
363	DRUG TASK FORCE	998,935.73	10,407.77	20,039.72	0.00	0.00	0.00	104.07	989,199.71
364	DISTRICT ATTORNEY	210,608.01	1,588.73	0.00	0.00	0.00	0.00	15.89	212,180.85
365	SMOKY MTN TOURISM BOARD	0.00	290,063.63	287,162.99	0.00	0.00	0.00	2,900.64	0.00
920	PAYROLL CLEARING	(97,726.21)	4,581.06	476,995.03	684,342.18	0.00	0.00	0.00	114,202.00
22200	OVERPAYMENTS	0.00	1,485.16	1,485.16	0.00	0.00	0.00	0.00	0.00
28310	UNDISTRIBUTED TAXES	(113.00)	0.00	0.00	0.00	(113.00)	0.00	0.00	0.00
29900	FEE/COMMISSION	0.00	117,207.71	0.00	0.00	117,207.71	0.00	0.00	0.00
		93,658,730.88	20,324,796.92	22,282,451.00	2,003,222.31	117,094.71	(17.50)	117,187.71	93,470,034.19

Blount County Trustee
Scott Graves

Trustee's Investment Portfolio

December 31, 2018

BANK NAME	MAIN ACCOUNT	Interest Rate	TAX PAY ACCOUNTS	Interest Rate	CERTIFICATES OF DEPOSIT	Interest Rate	Maturity Date
BB & T			$291,024.98	0.01%			
CBBC			$3,626,890.67	1.95%			
First Century			$5,160,426.54	2.30%			
First Tennessee	$66,431,605.55	2.55%	$129,484.72	2.55%			
SmartBank			$5,841,961.10	2.30%	$485,402.97	1.50%	2-24-19
					$550,000.00	1.50%	3-7-20
Home Federal			$174,328.92	0.35%			
Pinnacle Bank			$252,627.59	1.04%			
Regions			$166,613.08	0.05%			
Renasant *			$153,924.65	0.03%			
Simmons Bank			$8,721,851.17	2.30%			
SunTrust			$122,934.17	0.02%			
TnBank			$168,470.01	0.15%	$1,000,000.00	1.35%	1-9-19
United Community			$118,729.68	0.02%			
US Bank			$139,814.63	0.10%			
Account Totals →	$66,431,605.55		$25,069,081.91		$2,035,402.97		

OTHER INVESTMENTS

Local Government Investment Pool (State)

$621,342.96 1.97%

LGIP TOTAL

$621,342.96

Other Investments (CDs/US Bonds)

TYPE/BANK	AMOUNT	MATURITY
	$0.00	
TOTAL	$0.00	

LGIP+OTHER INVESTMENTS

$621,342.96

GRAND TOTAL

$94,157,433.39

* FDIC & other collateral if applicable - all other banks are members of the State Collateral Pool
NOTE: $550,000 CD held jointly with State Commissioner of Commerce & Insurance (W.C.)
NOTE: $485,402.97 CD held per Ellis Trust

Blount County Trustee
Scott Graves

Interest Earned Report

December 2018

Date	Financial Institution	Account	Interest
12/1/18	BB&T	Money Market	$2.20
12/1/18	CBBC	Money Market	$5,993.86
12/1/18	First Century	Money Market	$10,094.43
12/1/18	First Tennessee	Money Market	$255.67
12/1/18	Foothills W C	CD	$678.49
12/1/18	Foothills Bank & Trust	Money Market	$10,673.33
12/1/18	Foothills Bank & Tr (Childrens Home)	CD	$598.80
12/1/18	Home Federal	Money Market	$51.54
12/1/18	LGIP (State)	Investment Pool	$342.65
12/1/18	First Tennessee	Main Account	$139,575.65
12/1/18	First Tennessee	Clearing Account	$1,984.47
12/1/18	First Tennessee	Payroll Account	$3,428.95
12/1/18	First Tennessee	Medical/Dental	$191.63
12/1/18	First Tennessee	General Liability	$91.60
12/1/18	First Tennessee	Worker's Comp.	$184.90
12/1/18	Pinnacle Bank	Money Market	$300.38
12/1/18	Regions	Money Market	$7.08
12/1/18	Simmons Bank	Money Market	$15,938.29
12/1/18	Renasant	Money Market	$3.27
12/1/18	SunTrust	Money Market	$2.08
12/1/18	TnBank	Money Market	$21.44
12/1/18	TnBank	CD	$1,109.59
12/1/18	US Bank	Money Market	$10.77
12/1/18	United Community	Money Market	$2.02

TOTAL INTEREST EARNED THIS MONTH **$191,543.09**

FISCAL YEAR TO DATE INTEREST EARNED **$821,661.54**

Report Date / Time
01/07/2019 10:05 AM

Blount County Trustee
Account Analysis of Posted Transactions
All Modules All Payments
07/01/18 to 12/31/18
Month is Closed

101-45610 TRUSTEE

Jrnl	Date	Rcpt/Ck	Trns	User	Description	Debit	Credit	Balance
					Starting Balance			$ 0.00
T	7/31/2018		529251	KC	TRANSFER COMMISSION TO TRUSTEE	$ 0.00	$ 75,875.83	$ 75,875.83
T	8/31/2018		532099	KC	TRANSFER COMMSSION TO TRUSTEE	$ 0.00	$ 93,104.97	$ 168,980.80
T	9/30/2018		548815	KC	TRANSFER COMMISSION TO TRUSTEE	$ 0.00	$ 245,738.65	$ 414,719.45
T	10/31/2018		617708	KC	TRANSFER COMMISSION TO TRUSTEE	$ 0.00	$ 1,147,444.83	$ 1,562,164.28
T	11/30/2018		623075	KC	TRANSFER COMMISSION TO TRUSTEE	$ 0.00	$ 214,383.96	$ 1,776,548.24
T	12/31/2018		625629	KC	TRANSFER COMMISSION TO TRUSTEE	$ 0.00	$ 117,190.21	$ 1,893,738.45
					Period Balance	**$ 0.00**	**$ 1,893,738.45**	**$ 1,893,738.45**
					Fiscal Year To Date	**$ 0.00**	**$ 1,893,738.45**	**$ 1,893,738.45**

Blount County Government

359 Court Street
Maryville, TN 37804-5906

Legislation Details (With Text)

File #:	19-2	**Version:**	1	**Name:**	
Type:	Report			**Status:**	Agenda Ready
File created:	1/2/2019			**In control:**	Board of Commissioners
On agenda:	1/17/2019			**Final action:**	
Title:	DECEMBER FINANCIAL REPORTS (INFORMATION ONLY)				
Sponsors:					
Indexes:					
Code sections:					
Attachments:	Report Cover.pdf Salary %s.pdf Attorney Fees.pdf Capital Assets.pdf E-Commerce Card Summary and Detail Reports - December 2018.pdf Utilities.pdf Revenues.pdf Expenditures.pdf Increases-Decreases.pdf PAs.pdf Travel.pdf Transfers.pdf PBA.pdf				

Date	Ver.	Action By	Action	Result

DECEMBER FINANCIAL REPORTS (INFORMATION ONLY)

Blount County Government

Memo

To: Blount County Legislative Body

From: Mayor Ed Mitchell

Re: Monthly Financial Report

Per T.C.A. § 5-12-111 (a), (b) (1),(2),(3),(c) (1),(2)

I have enclosed the monthly financial report for your review. I have been informed by the Director of Accounts and Budgets that at this point in time, there are no material adjustment to appropriations that should be made to keep the County budget in balance on normal individual line items.

Distribution Salary Percent

data for 12-18

Fund	CC	Description	Appropriation	Expended to Date	Calc Annual Exp	Variance	Budget to Date	Spent to Date
101	51100	COUNTY COMMISSION	102,060.00	51,030.00	102,060.00	0	50%	50%
101	51210	BOARD OF EQUALIZATION	6,500.00	-255	-510	7,010.00	50%	-4%
101	51240	OTHER BOARDS & COMMITTEES	46,515.00	22,124.38	44,248.76	2,266.24	50%	48%
101	51300	COUNTY MAYOR/EXECUTIVE OFFICE	196,184.00	94,905.14	189,810.28	6,373.72	50%	48%
101	51310	PERSONNEL	217,313.00	90,970.12	181,940.24	35,372.76	50%	42%
101	51500	ELECTION COMMISSION	462,313.00	315,148.79	630,297.58	-167,984.58	50%	68%
101	51600	REGISTER OF DEEDS	400,849.00	180,793.36	361,586.72	39,262.28	50%	45%
101	51710	PLANNING & DEVELOPMENT SERVICES	572,873.00	239,487.30	478,974.60	93,898.40	50%	42%
101	51800	COUNTY BUILDINGS	343,474.00	149,951.05	299,902.10	43,571.90	50%	44%
101	51900	OTHER GENERAL ADMINISTRATION	76,479.00	33,767.24	67,534.48	8,944.52	50%	44%
101	51910	PRESERVATION OF RECORDS	74,107.00	32,252.20	64,504.40	9,602.60	50%	44%
101	51920	RISK MANAGEMENT	100,181.00	44,466.03	88,932.06	11,248.94	50%	44%
101	52100	ACCOUNTING & BUDGETING	483,282.00	184,198.40	368,396.80	114,885.20	50%	38%
101	52200	PURCHASING	211,446.00	94,761.30	189,522.60	21,923.40	50%	45%
101	52300	PROPERTY ASSESSORS OFFICE	531,324.00	240,779.88	481,559.76	49,764.24	50%	45%
101	52310	REAPPRAISAL PROGRAM	241,230.00	105,006.61	210,013.22	31,216.78	50%	44%
101	52400	COUNTY TRUSTEES OFFICE	351,285.00	155,793.65	311,587.30	39,697.70	50%	44%
101	52500	COUNTY CLERKS OFFICE	821,390.00	358,786.16	717,572.32	103,817.68	50%	44%
101	52600	DATA PROCESSING	316,133.00	114,514.56	229,029.12	87,103.88	50%	36%
101	53110	CIRCUIT COURT JUDGE	59,811.00	1,690.00	3,380.00	56,431.00	50%	3%
101	53120	CIRCUIT COURT CLERK	1,632,361.00	715,679.18	1,431,358.36	201,002.64	50%	44%
101	53200	RECOVERY COURT	313,828.00	138,693.56	277,387.12	36,440.88	50%	44%
101	53310	GENERAL SESSIONS JUDGE	804,944.00	392,322.34	784,644.68	20,299.32	50%	49%
101	53330	VETERANS TREATMENT COURT	60,547.00	21,655.72	43,311.44	17,235.56	50%	36%
101	53400	CHANCERY COURT	339,577.00	149,328.24	298,656.48	40,920.52	50%	44%
101	53500	JUVENILE COURT	419,975.25	172,205.04	344,410.08	75,565.17	50%	41%
101	53610	OFFICE OF PUBLIC DEFENDER	30,984.00	13,295.88	26,591.76	4,392.24	50%	43%
101	53700	JUDICIAL COMMISSIONERS	192,424.00	62,357.38	124,714.76	67,709.24	50%	32%
101	53900	OTHER ADMINISTRATION OF JUSTICE	443,634.00	189,954.86	379,909.72	63,724.28	50%	43%
101	53910	PROBATION SERVICES	407,800.00	173,304.09	346,608.18	61,191.82	50%	42%
101	54110	SHERIFFS DEPARTMENT	7,888,348.00	3,247,363.66	6,494,727.32	1,393,620.68	50%	41%
101	54113	COPS GRANT	197,880.00	73,561.24	147,122.48	50,757.52	50%	37%
101	54117	VICTIM COORDINATOR	65,605.00	25,530.33	51,060.66	14,544.34	50%	39%
101	54210	JAIL	4,913,131.00	1,947,553.89	3,895,107.78	1,018,023.22	50%	40%
101	54220	WORKHOUSE	11,010.00	5,504.72	11,009.44	0.56	50%	50%
101	54240	JUVENILE SERVICES	1,227,289.00	504,291.86	1,008,583.72	218,705.28	50%	41%
101	54410	CIVIL DEFENSE	88,806.00	39,307.34	78,614.68	10,191.32	50%	44%
101	55110	LOCAL HEALTH CENTER	787,041.00	308,464.99	616,929.98	170,111.02	50%	39%
101	55120	RABIES/ANIMAL CONTROL	355,287.00	149,149.83	298,299.66	56,987.34	50%	42%
101	55751	RECYCLING	16,847.00	6,578.16	13,156.32	3,690.68	50%	39%
101	57500	SOIL CONSERVATION	127,712.00	56,432.90	112,865.80	14,846.20	50%	44%
101	58300	VETERANS SERVICES	139,221.00	61,476.54	122,953.08	16,267.92	50%	44%
101	64000	LITTER AND TRASH COLLECT	36,379.00	16,064.00	32,128.00	4,251.00	50%	44%
101		GENERAL GOVERNMENT	26,115,379.25	10,980,246.92	21,960,493.84	4,154,885.41	50%	42%
115	51800	COUNTY BUILDINGS	0	0	0	0	N/A	N/A
115	56500	LIBRARIES	1,394,695.00	601,999.45	1,203,998.90	190,696.10	50%	43%
115	56900	OTHER SOCIAL CULTURAL & RECREATIONAL	0	0	0	0	N/A	N/A
115		PUBLIC LIBRARY	1,394,695.00	601,999.45	1,203,998.90	190,696.10	50%	43%
131	61000	ADMINISTRATION	367,007.00	168,881.77	337,763.54	29,243.46	50%	46%
131	62000	HIGHWAY & BRIDGE MAINTENANCE	1,863,690.00	840,214.98	1,680,429.96	183,260.04	50%	45%
131	63100	OPERATION & MAINTENANCE OF EQUIPMENT	296,739.00	110,604.28	221,208.56	75,530.44	50%	37%
131		HIGHWAY/PUBLIC WORKS FUND	2,527,436.00	1,119,701.03	2,239,402.06	288,033.94	50%	44%
141	71100	REGULAR INSTRUCTION PROGRAM	31,697,200.00	13,274,029.57	32,035,853.07	-338,653.07	41%	42%
141	71200	SPECIAL EDUCATION PROGRAM	5,647,300.00	2,369,933.36	5,791,957.52	-144,657.52	41%	42%

Distribution Salary Percent

data for 12-18

Fund	CC	Description	Appropriation	Expended to Date	Calc Annual Exp	Variance	Budget to Date	Spent to Date
141	71300	VOCATIONAL EDUCATION PROGRAM	2,739,000.00	1,134,218.06	2,722,123.34	16,876.66	42%	41%
141	72110	ATTENDANCE	96,250.00	17,803.00	47,474.67	48,775.33	44%	18%
141	72120	HEALTH SERVICES	737,200.00	290,372.19	753,492.51	-16,292.51	39%	39%
141	72130	OTHER STUDENT SUPPORT	1,372,800.00	547,738.63	1,312,293.91	60,506.09	42%	40%
141	72210	REGULAR INSTRUCTION PROGRAM	1,446,200.00	605,003.96	1,412,604.20	33,595.80	43%	42%
141	72220	SPECIAL EDUCATION PROGRAM	381,000.00	154,233.04	370,159.30	10,840.70	42%	40%
141	72230	VOCATIONAL EDUCATION PROGRAM	67,900.00	22,407.00	59,752.00	8,148.00	39%	33%
141	72250	NO COST CENTER ASSIGNMENT	517,800.00	228,834.64	457,669.28	60,130.72	50%	44%
141	72310	BOARD OF EDUCATION	229,000.00	53,077.21	122,214.82	106,785.18	43%	23%
141	72320	DIRECTOR OF SCHOOLS	647,800.00	288,926.12	577,852.24	69,947.76	50%	45%
141	72410	OFFICE OF THE PRINCIPAL	4,518,000.00	1,871,352.95	4,629,003.72	-111,003.72	40%	41%
141	72510	FISCAL SERVICES	150,000.00	64,712.80	129,425.60	20,574.40	50%	43%
141	72610	OPERATION OF PLANT	2,505,000.00	1,083,833.84	2,167,667.68	337,332.32	50%	43%
141	72620	MAINTENANCE OF PLANT	714,100.00	302,075.10	604,150.20	109,949.80	50%	42%
141	72710	TRANSPORTATION	146,250.00	79,816.87	177,029.69	-30,779.69	47%	55%
141	72810	CENTRAL AND OTHER	0	0	0	0	N/A	N/A
141	73400	EARLY CHILDHOOD EDUCATION	496,100.00	202,673.52	495,877.85	222.15	41%	41%
141		GENERAL PURPOSE SCHOOL	54,108,900.00	22,591,041.86	53,866,601.60	242,298.40	42%	42%
142	71100	REGULAR INSTRUCTION PROGRAM	1,272,923.75	490,103.52	1,306,942.72	-34,018.97	38%	39%
142	71200	SPECIAL EDUCATION PROGRAM	1,496,423.28	613,743.50	1,636,649.34	-140,226.06	38%	41%
142	71300	VOCATIONAL EDUCATION PROGRAM	85,600.00	41,006.34	109,350.24	-23,750.24	38%	48%
142	72130	OTHER STUDENT SUPPORT	0	0	0	0	N/A	N/A
142	72210	REGULAR INSTRUCTION PROGRAM	577,605.80	229,345.55	611,588.13	-33,982.33	37%	40%
142	72220	SPECIAL EDUCATION PROGRAM	425,000.00	148,263.04	395,368.11	29,631.89	38%	35%
142		SCHOOL FEDERAL PROJECTS	3,857,552.83	1,522,461.95	4,059,898.54	-202,345.71	38%	39%
143	73100	FOOD SERVICE	2,229,500.00	914,764.45	2,409,257.21	-179,757.21	38%	41%
143		CENTRAL CAFETERIA	2,229,500.00	914,764.45	2,409,257.21	-179,757.21	38%	41%
146	73300	COMMUNITY SERVICES	1,161,500.00	457,934.57	1,195,049.25	-33,549.25	39%	39%
146		EXT. DAY CARE PROGRAM	1,161,500.00	457,934.57	1,195,049.25	-33,549.25	39%	39%

Attorney Fees for 07/01/18 thru 06/30/19

Vendor Description	Fund	Acct Desc	Date	Expenditure
AFFINITY INSURANCE SERVICE,INC.	101	Sheriff's Department	10/17/2018	109.00
CRAIG GARRETT	101	Central Services	8/2/2018	3,902.50
CRAIG GARRETT	101	Central Services	9/5/2018	5,565.00
CRAIG GARRETT	101	Central Services	11/14/2018	7,367.50
GIBSON COURT REPORTING	101	Central Services	9/18/2018	151.75
GIBSON COURT REPORTING	101	Central Services	10/9/2018	37.50
GODDARD & GAMBLE, ATT.	101	Central Services	7/12/2018	200.00
GODDARD & GAMBLE, ATT.	101	Central Services	9/5/2018	550.00
GODDARD & GAMBLE, ATT.	101	Central Services	10/2/2018	67.00
GODDARD & GAMBLE, ATT.	101	Central Services	11/29/2018	716.00
GODDARD & GAMBLE, ATT.	101	County Trustee's Office	10/10/2018	750.00
GODDARD & GAMBLE, ATT.	141	Board of Education	7/11/2018	5,420.24
GODDARD & GAMBLE, ATT.	141	Board of Education	10/17/2018	6,074.17
KIZER AND BLACK ATTORNEYS	115	Libraries	10/17/2018	3,325.00
LEWIS THOMASON KING KRIEG & WALDROP	141	Board of Education	8/21/2018	3,869.40
LEWIS THOMASON KING KRIEG & WALDROP	141	Board of Education	8/21/2018	240.00
LEWIS THOMASON KING KRIEG & WALDROP	141	Board of Education	9/13/2018	480.00
LEWIS THOMASON KING KRIEG & WALDROP	141	Board of Education	9/26/2018	724.30
LEWIS THOMASON KING KRIEG & WALDROP	141	Board of Education	10/17/2018	604.30
LEWIS THOMASON KING KRIEG & WALDROP	141	Board of Education	10/24/2018	40.00
LEWIS THOMASON KING KRIEG & WALDROP	141	Board of Education	11/14/2018	775.00
LEWIS THOMASON KING KRIEG & WALDROP	141	Board of Education	11/20/2018	200.00
LEWIS THOMASON KING KRIEG & WALDROP	141	Board of Education	12/20/2018	40.00
REV AP ACCRUAL	101	Central Services	7/1/2018	(3,902.50)
REV AP ACCRUAL	141	Board of Education	7/1/2018	(5,420.24)
SANDRA T HOLLIFIELD	101	Sheriff's Department	11/20/2018	646.00
TOM HATCHER CIRCUIT COURT CLERK	101	Central Services	10/9/2018	170.00
TOM HATCHER CIRCUIT COURT CLERK	101	Central Services	12/13/2018	252.50
WIMBERLY LAWSON WRIGHT DAVES & JONES	101	Personnel Office	7/17/2018	114.00
WIMBERLY LAWSON WRIGHT DAVES & JONES	101	Personnel Office	8/28/2018	57.00
				33,125.42

Blount County, Tennessee
Capital Assets by Function

Function	As of 11/30/18	Additions	Disposed	Transfers	As of 12/31/18
General Government					
Blount County Courthouse	1	-			1
County Buildings/ Maint.					
Pickup Trucks	3	-	-	-	3
Sport Utility Vehicles	-	-	-	-	-
Van	1	-	-	-	1
Property Assessor					
Cars	1	-	-	-	1
Sport Utility Vehicles	2	-		-	2
Trucks	-	-	-	-	-
County Clerk					
Cars	1		-	-	1
Sport Utility Vehicles	-	-	-	-	-
Veterans Department					
Cars	-	-	-	-	-
Sport Utility Vehicles	1	-		-	1
Accounting					
Sport Utility Vehicles	-	-	-	-	-
Risk Management					
Trucks	-	-	-	-	-
Sport Utility Vehicles	1	-	-	-	1
Records Management					
Trucks	1	-	-	-	1
General Services					
Trucks	-	-	-	-	-
Sport Utility Vehicles	1	-	-	-	1
Administration of Justice					
Circuit Court					
Sport Utility Vehicles	1	-	-	-	1
Public Safety					
Justice Center	1	-	-	-	1
Patrol Cars	131		-	-	131
Sport Utility Vehicles	102	-	-	-	102
Trucks	23	-	-	-	23
Vans	6	-	-	-	6
U/C	8	-	-	-	8
Mobile Command Unit	2	-	-	-	2
Armored Vehicle	1	-			1
ATV	4	-	-	-	4
Boat	3		-	-	3
Motorcycles	6	-	-	-	6
Bus	1	-	-		1
Misc. Vehicle Equip.	5		-	-	5
Metro Narcotics Department					
Drug Task Force Building	1	-	-	-	1
Cars	-	-	-	-	-
Trucks	7	-	-	-	7
Sport Utility Vehicles	6	-	-	-	6

Emergency Management					
Sport Utility Vehicles	1	-	-	-	1
Vans	1	-	-	-	1
Fire Truck	1	-	-	-	1
Utility Vehicles	5	-	-	-	5
Public Health and Welfare					
Blount County Health Department	1	-	-	-	1
Soil Conservation					
Suv	1	-		-	1
Development Services					
Cars	-	-	-	-	-
Sport Utility Vehicles	1	-		-	1
Truck	-	-		-	-
Overlook Mental Health Bldg.	1	-	-	-	1
Social, Cultural, and Recreational Serv					
Parks and Recreation Office Bldg.	1	-	-	-	1
Senior Center Bldg.	1	-	-	-	1
Everett Gym Bldg.	1	-	-	-	1
Public Library (New)	1	-	-	-	1
Animal Control					
Truck	3	-	-	-	3
Sports Utility	-	-	-	-	-
Vans	1	-	-	-	1
Trailers	1	-	-	-	1
Other General Government					
Thompson Brown House	1	-	-	-	1
Townsend Visitors Center	1	-	-	-	1
Lincoln Extention Pavilion	1	-	-	-	1
Highway Department					
Highway Department Office		-	-	-	
Salt Storage Bldg.		-	-	-	
Bridges	36	-	-	-	36
Roads	485	-	-	-	485
Traffic Lights	6		-	-	6
Cars	1	-	-	-	1
Trucks	21	-	-	-	21
Sport Utility Vehicles	4	-	-	-	4
Heavy Equipment	62	-	-	-	62
Trailers	3	-	-	-	3
Vans	-	-	-	-	-
Misc Vehicles	1	-	-	-	1
Blount County School Department					
Central Office	1	-	-	-	1
Elementary Schools	13	-	-	-	13
Middle Schools	4	-	-	-	4
High Schools	2	-	-	-	2
Alternative Schools	1	-	-	-	1
Vocation Bldgs.	2	-	-	-	2
Storage Bldg.	1	-	-	-	1
Maintenance Bldg.	1	-	-	-	1
Buses	2	-	-	-	2
Cars	3	-	-	-	3
Vans	6	-	-	-	6
Trucks	9	-	-	-	9
Sport Utility Vehicles	6	-	-	-	6

There were no vehicle additions, dispositions, or transfers for Dec. 2018 until our computer system conversion is complete

E - Commerce Card Summary - December 2018

Company Unit	Trans Count	Debit Total	Credit Total
Animal Control	35	$874.61	$0.00
Circuit Court Clerk	3	$127.81	$0.00
County Clerk	1	$21.60	$0.00
Department of General Services	40	$2,970.18	$0.00
Development Services	1	$10.00	$0.00
Drug Task Force	3	$468.72	$0.00
Election	10	$855.14	$354.27
Emergency Management Agency	8	$469.70	$31.82
Extended School	1	$195.00	$0.00
Food Service	3	$505.11	$0.00
General Sessions Judge Div III	1	$61.09	$0.00
Health Dept	1	$10.03	$0.00
Highway	83	$19,149.91	$2,817.64
Human Resources	2	$521.23	$0.00
Information Technology	5	$347.62	$0.00
Mayor/Accounting	5	$75.00	$0.00
Property Assessor	2	$292.93	$0.00
Public Library	13	$1,646.85	$0.00
Purchasing	2	$630.00	$0.00
Recovery Court	25	$18,218.75	$0.00
School Maintenance	68	$8,634.39	$0.00
School Technology	8	$3,760.16	$0.00
Schools	61	$15,004.33	$38.55
Sheriff Office	21	$5,237.80	$0.00
Soil Conservation	2	$56.48	$0.00
Special Ed	25	$5,038.41	$584.62
Trustee	1	$149.45	$0.00
Veterans	1	$968.97	$0.00
Veterans Treatment Court	1	$202.10	$0.00
Total	432	$86,503.37	$3,826.90

E - Commerce Card Detail - December 2018

Alisa Teffeteller - Schools

Posting Date	Tran Date	Account	Supplier	Amount
12/2/2018	11/30/2018	XXXX-XXXX-XXXX-8901	The School Box 099 Wareho	379.54
12/2/2018	12/1/2018	XXXX-XXXX-XXXX-5651	Gopher Sport	1,493.05
12/4/2018	12/3/2018	XXXX-XXXX-XXXX-2771	Kroger #683	148.55
12/5/2018	12/3/2018	XXXX-XXXX-XXXX-8901	Fastpack Packaging	88.75
12/5/2018	12/3/2018	XXXX-XXXX-XXXX-5651	Otc Brands, Inc.	175.89
12/6/2018	12/5/2018	XXXX-XXXX-XXXX-8901	Learning A-Z, Llc	109.95
12/6/2018	12/5/2018	XXXX-XXXX-XXXX-5651	Etahand2mind	254.15
12/6/2018	12/5/2018	XXXX-XXXX-XXXX-5651	Educational Innovations,	1,961.25
12/6/2018	12/5/2018	XXXX-XXXX-XXXX-1115	Collins Manufacturing	2,026.24
12/7/2018	12/5/2018	XXXX-XXXX-XXXX-5651	Greystone Incorporated	1,134.00
12/7/2018	12/6/2018	XXXX-XXXX-XXXX-8901	Learning Resources	74.97
12/7/2018	12/7/2018	XXXX-XXXX-XXXX-8172	Target.Com *	186.9
12/9/2018	12/7/2018	XXXX-XXXX-XXXX-5651	The Ups Store 3376	14.37
12/9/2018	12/7/2018	XXXX-XXXX-XXXX-2771	Hampton Inns	238
12/9/2018	12/7/2018	XXXX-XXXX-XXXX-2771	Hampton Inns	238
12/9/2018	12/7/2018	XXXX-XXXX-XXXX-2771	Hampton Inns	238
12/9/2018	12/7/2018	XXXX-XXXX-XXXX-2771	Hampton Inns	238
12/9/2018	12/7/2018	XXXX-XXXX-XXXX-2771	Hampton Inns	238
12/9/2018	12/7/2018	XXXX-XXXX-XXXX-2771	Hampton Inns	238
12/9/2018	12/7/2018	XXXX-XXXX-XXXX-5651	Courtyard Gatlinburg	318
12/9/2018	12/7/2018	XXXX-XXXX-XXXX-8901	Etahand2mind	853
12/9/2018	12/8/2018	XXXX-XXXX-XXXX-5651	Courtyard Gatlinburg	258
12/9/2018	12/8/2018	XXXX-XXXX-XXXX-5651	Courtyard Gatlinburg	258
12/9/2018	12/8/2018	XXXX-XXXX-XXXX-5651	Courtyard Gatlinburg	258
12/9/2018	12/8/2018	XXXX-XXXX-XXXX-5651	Courtyard Gatlinburg	258
12/9/2018	12/8/2018	XXXX-XXXX-XXXX-5651	Courtyard Gatlinburg	258
12/11/2018	12/11/2018	XXXX-XXXX-XXXX-5651	Acorn Naturalists	90
12/12/2018	12/11/2018	XXXX-XXXX-XXXX-8901	Dollar Tree	24
12/12/2018	12/11/2018	XXXX-XXXX-XXXX-8901	Kroger #683	126.1
12/13/2018	12/12/2018	XXXX-XXXX-XXXX-8172	Kroger #862	46.93
12/13/2018	12/12/2018	XXXX-XXXX-XXXX-5651	Ut Clee	85
12/13/2018	12/12/2018	XXXX-XXXX-XXXX-8901	Ut Clee	85
12/13/2018	12/12/2018	XXXX-XXXX-XXXX-1115	Galls	285.89
12/14/2018	12/12/2018	XXXX-XXXX-XXXX-8172	Dollar General #13895	33
12/14/2018	12/13/2018	XXXX-XXXX-XXXX-5651	Art.Com/allposters.Com	77.12
12/16/2018	12/14/2018	XXXX-XXXX-XXXX-5651	Hobby Lobby #282	70.68
12/16/2018	12/14/2018	XXXX-XXXX-XXXX-5651	Kroger #683	74.14

12/16/2018	12/14/2018	XXXX-XXXX-XXXX-5651	Target 00012500	165.48
12/16/2018	12/15/2018	XXXX-XXXX-XXXX-5651	Etahand2mind	-25.46
12/18/2018	12/17/2018	XXXX-XXXX-XXXX-8172	Ut Clee	85
12/19/2018	12/19/2018	XXXX-XXXX-XXXX-8901	Acorn Naturalists	134.2
			Debit Total USD	13,319.15
			Credit Total USD	-25.46
			Total USD	13,293.69

Amy Galyon - Veteran's Treatment Court

Posting Date	Tran Date	Account	Supplier	Amount
12/14/2018	12/12/2018	XXXX-XXXX-XXXX-3057	Embassy Suites Murfrees	202.1
			Debit Total USD	202.1
			Credit Total USD	0
			Total USD	202.1

Amy Galyon - Recovery Court

Posting Date	Tran Date	Account	Supplier	Amount
12/7/2018	12/5/2018	XXXX-XXXX-XXXX-3857	Office Depot #1214	31.5
12/7/2018	12/5/2018	XXXX-XXXX-XXXX-3857	Office Depot #1080	83.97
12/7/2018	12/5/2018	XXXX-XXXX-XXXX-3857	Office Depot #1214	135.51
12/7/2018	12/6/2018	XXXX-XXXX-XXXX-3857	Kroger #862	22.25
12/10/2018	12/7/2018	XXXX-XXXX-XXXX-3857	Drug Testing Program Man	3,200.01
12/10/2018	12/7/2018	XXXX-XXXX-XXXX-3857	Drug Testing Program Man	5,850.68
12/11/2018	12/10/2018	XXXX-XXXX-XXXX-3857	Ez Stop Food Mart 27	6
12/12/2018	12/10/2018	XXXX-XXXX-XXXX-3857	Exxonmobil 45338993	14.32
12/13/2018	12/11/2018	XXXX-XXXX-XXXX-3857	Thorntons #0612	24.51
12/14/2018	12/12/2018	XXXX-XXXX-XXXX-3857	Embassy Suites Murfrees	202.1
12/14/2018	12/12/2018	XXXX-XXXX-XXXX-3857	Embassy Suites Murfrees	202.1
12/14/2018	12/12/2018	XXXX-XXXX-XXXX-3857	Embassy Suites Murfrees	202.1
12/14/2018	12/12/2018	XXXX-XXXX-XXXX-3857	Embassy Suites Murfrees	202.1
12/14/2018	12/12/2018	XXXX-XXXX-XXXX-3857	Embassy Suites Murfrees	202.1
12/14/2018	12/13/2018	XXXX-XXXX-XXXX-3857	Ez Stop Food Mart 27	10
12/14/2018	12/13/2018	XXXX-XXXX-XXXX-3857	Ez Stop Food Mart 27	42.05
12/14/2018	12/13/2018	XXXX-XXXX-XXXX-3857	Enterprise Rent-A-Car	88.14
12/14/2018	12/13/2018	XXXX-XXXX-XXXX-3857	Enterprise Rent-A-Car	206.31
12/19/2018	12/17/2018	XXXX-XXXX-XXXX-3857	Olive Garden 100018440	159.92
12/21/2018	12/19/2018	XXXX-XXXX-XXXX-3857	Office Depot #1214	32.99
12/21/2018	12/19/2018	XXXX-XXXX-XXXX-3857	Office Depot #1214	449.99
12/21/2018	12/19/2018	XXXX-XXXX-XXXX-3857	Drug Testing Program M	5,968.19

12/21/2018	12/20/2018	XXXX-XXXX-XXXX-3857	Ez Stop Food Mart 27	9.75
12/21/2018	12/20/2018	XXXX-XXXX-XXXX-3857	Enterprise Rent-A-Car	32.16
12/24/2018	12/21/2018	XXXX-XXXX-XXXX-3857	Instant Technologies	840
			Debit Total USD	18,218.75
			Credit Total USD	0
			Total USD	18,218.75

Denny Garner - Building & Grounds Maintenance

Posting Date	Tran Date	Account	Supplier	Amount
12/2/2018	11/29/2018	XXXX-XXXX-XXXX-5113	The Home Depot #0724	39.52
12/2/2018	11/30/2018	XXXX-XXXX-XXXX-4404	The Home Depot #0724	48.96
12/2/2018	12/1/2018	XXXX-XXXX-XXXX-8160	Seton Identification Prd	19.95
12/4/2018	12/3/2018	XXXX-XXXX-XXXX-5113	Broadway Glass & Door	13.5
12/4/2018	12/3/2018	XXXX-XXXX-XXXX-5113	Broadway Glass & Door	80.88
12/5/2018	12/3/2018	XXXX-XXXX-XXXX-5217	The Home Depot #0724	9.74
12/5/2018	12/3/2018	XXXX-XXXX-XXXX-5113	The Home Depot #0724	18.12
12/5/2018	12/4/2018	XXXX-XXXX-XXXX-4404	Lowes #00638*	12.14
12/5/2018	12/4/2018	XXXX-XXXX-XXXX-5113	Lowes #00638*	70.27
12/6/2018	12/4/2018	XXXX-XXXX-XXXX-5113	The Home Depot #0724	72.48
12/6/2018	12/5/2018	XXXX-XXXX-XXXX-5217	Sherwin Williams 702381	60.82
12/7/2018	12/5/2018	XXXX-XXXX-XXXX-5217	The Home Depot #0724	8.54
12/7/2018	12/5/2018	XXXX-XXXX-XXXX-5217	The Home Depot #0724	19.94
12/7/2018	12/6/2018	XXXX-XXXX-XXXX-5113	Lowes #00638*	96.99
12/9/2018	12/7/2018	XXXX-XXXX-XXXX-5113	The Home Depot #0724	20.94
12/9/2018	12/7/2018	XXXX-XXXX-XXXX-4404	The Home Depot #0724	25.96
12/11/2018	12/10/2018	XXXX-XXXX-XXXX-4404	Lowes #00638*	2.17
12/11/2018	12/10/2018	XXXX-XXXX-XXXX-5113	Lowes #00638*	9.96
12/12/2018	12/10/2018	XXXX-XXXX-XXXX-4404	The Home Depot #0724	59.98
12/12/2018	12/10/2018	XXXX-XXXX-XXXX-5113	Colt Plumbing	93.7
12/12/2018	12/11/2018	XXXX-XXXX-XXXX-5113	Lowes #00638*	90.5
12/12/2018	12/11/2018	XXXX-XXXX-XXXX-5113	Commercial Lighting Suppl	192
12/13/2018	12/11/2018	XXXX-XXXX-XXXX-5113	The Home Depot #0724	42.08
12/14/2018	12/12/2018	XXXX-XXXX-XXXX-5113	The Home Depot #0724	39.63
12/14/2018	12/13/2018	XXXX-XXXX-XXXX-5113	Lowes #00638*	8.16
12/16/2018	12/13/2018	XXXX-XXXX-XXXX-4404	The Home Depot #0724	31.02
12/18/2018	12/17/2018	XXXX-XXXX-XXXX-5113	Garner Brothers Auto Part	14.85
12/18/2018	12/17/2018	XXXX-XXXX-XXXX-5113	Lowes #00638*	273.1
12/18/2018	12/17/2018	XXXX-XXXX-XXXX-5113	La Ornamental & Rack Cor	510.87
12/19/2018	12/17/2018	XXXX-XXXX-XXXX-5113	The Home Depot #0724	27.6
12/19/2018	12/18/2018	XXXX-XXXX-XXXX-5113	Lowes #00638*	196.8
12/20/2018	12/18/2018	XXXX-XXXX-XXXX-4404	The Home Depot #0724	4.98
12/20/2018	12/18/2018	XXXX-XXXX-XXXX-5113	Sanders Industrial Supply	38.1
12/20/2018	12/18/2018	XXXX-XXXX-XXXX-5113	Sanders Industrial Supply	38.1

12/20/2018	12/18/2018	XXXX-XXXX-XXXX-5113	Sanders Industrial Supply	90.27
12/20/2018	12/19/2018	XXXX-XXXX-XXXX-5217	Lowes #00638*	58.24
12/23/2018	12/21/2018	XXXX-XXXX-XXXX-5113	Plumbzilla	361.96
12/30/2018	12/27/2018	XXXX-XXXX-XXXX-4404	The Home Depot #0724	27.38
			Debit Total USD	2,830.20
			Credit Total USD	0
			Total USD	2,830.20

Erich Henry - Soil Conservation

Posting Date	Tran Date	Account	Supplier	Amount
12/11/2018	12/10/2018	XXXX-XXXX-XXXX-0554	Lowes #00638*	10.48
12/11/2018	12/10/2018	XXXX-XXXX-XXXX-0554	Outlet Key Shop 2	46
			Debit Total USD	56.48
			Credit Total USD	0
			Total USD	56.48

Gaye Hasty - County Clerk

Posting Date	Tran Date	Account	Supplier	Amount
12/11/2018	12/10/2018	XXXX-XXXX-XXXX-5090	Big Lots Stores - #0294	21.6
			Debit Total USD	21.6
			Credit Total USD	0
			Total USD	21.6

Jaclyn Johnson - Human Resources & Payroll

Posting Date	Tran Date	Account	Supplier	Amount
12/11/2018	12/10/2018	XXXX-XXXX-XXXX-0027	Accurate Background Llc	77.07
12/12/2018	12/11/2018	XXXX-XXXX-XXXX-0027	Brown Industries Inc	444.16
			Debit Total USD	521.23
			Credit Total USD	0
			Total USD	521.23

Jarrod Millsaps - Sheriff

Posting Date	Tran Date	Account	Supplier	Amount
12/2/2018	11/30/2018	XXXX-XXXX-XXXX-0470	Doubletree Murfreesboro	101.05
12/2/2018	12/1/2018	XXXX-XXXX-XXXX-0318	Simplemdm	54
12/5/2018	12/4/2018	XXXX-XXXX-XXXX-0318	Qgv*national Information	80
12/6/2018	12/5/2018	XXXX-XXXX-XXXX-0318	Adobe Inc	959.88
12/7/2018	12/5/2018	XXXX-XXXX-XXXX-3740	Drury Inns	258
12/7/2018	12/5/2018	XXXX-XXXX-XXXX-3740	Drury Inns	258
12/7/2018	12/5/2018	XXXX-XXXX-XXXX-3740	Drury Inns	258

12/7/2018	12/5/2018	XXXX-XXXX-XXXX-3740	Drury Inns	258
12/7/2018	12/5/2018	XXXX-XXXX-XXXX-3740	Drury Inns	298
12/9/2018	12/6/2018	XXXX-XXXX-XXXX-3740	Larue Tactical	71.95
12/9/2018	12/8/2018	XXXX-XXXX-XXXX-0182	Wm Supercenter #672	10.84
12/11/2018	12/7/2018	XXXX-XXXX-XXXX-0318	Maryvillethe Daily Times	60
12/11/2018	12/10/2018	XXXX-XXXX-XXXX-0318	Nat Assoc Of Fire Invest	65
12/11/2018	12/10/2018	XXXX-XXXX-XXXX-0470	Templepubli	695
12/12/2018	12/11/2018	XXXX-XXXX-XXXX-7705	Paypal *mckeeoutdoo	100.45
12/14/2018	12/12/2018	XXXX-XXXX-XXXX-0470	Embassy Suites Murfrees	245.1
12/16/2018	12/14/2018	XXXX-XXXX-XXXX-0318	Hobby Lobby #282	77.97
12/16/2018	12/14/2018	XXXX-XXXX-XXXX-0318	The Iai	320
12/16/2018	12/14/2018	XXXX-XXXX-XXXX-0318	Lexisnexis Risk Sol Epic	619.77
12/30/2018	12/28/2018	XXXX-XXXX-XXXX-0318	B&h Photo Moto	149.84
12/31/2018	12/30/2018	XXXX-XXXX-XXXX-0318	Adorama Inc	296.95
			Debit Total USD	5,237.80
			Credit Total USD	0
			Total USD	5,237.80

Jeff Headrick - Highway Dept.

Posting Date	Tran Date	Account	Supplier	Amount
12/4/2018	12/3/2018	XXXX-XXXX-XXXX-3387	Garner Brothers Auto Part	6.2
12/4/2018	12/3/2018	XXXX-XXXX-XXXX-3387	Garner Brothers Auto Part	31.8
12/4/2018	12/3/2018	XXXX-XXXX-XXXX-3387	Lowes #00638*	115.19
12/4/2018	12/3/2018	XXXX-XXXX-XXXX-3230	Airgas South	184
12/4/2018	12/3/2018	XXXX-XXXX-XXXX-3387	Lowes #00638*	194.37
12/5/2018	12/3/2018	XXXX-XXXX-XXXX-3387	Mr Ts Rapid Flow Propane	24
12/5/2018	12/3/2018	XXXX-XXXX-XXXX-3387	The Home Depot #0724	49.91
12/5/2018	12/4/2018	XXXX-XXXX-XXXX-3230	Zips #17	7
12/5/2018	12/4/2018	XXXX-XXXX-XXXX-3387	Garner Brothers Auto Part	31.5
12/5/2018	12/4/2018	XXXX-XXXX-XXXX-3230	Grainger	71.7
12/5/2018	12/4/2018	XXXX-XXXX-XXXX-3387	Turner Industrial Supply	95.74
12/5/2018	12/4/2018	XXXX-XXXX-XXXX-3230	Grainger	161.85
12/5/2018	12/4/2018	XXXX-XXXX-XXXX-3230	Grainger	187.34
12/5/2018	12/4/2018	XXXX-XXXX-XXXX-3387	Lowes #00638*	355.05
12/6/2018	12/4/2018	XXXX-XXXX-XXXX-3230	Hobby Lobby #282	45.95
12/6/2018	12/4/2018	XXXX-XXXX-XXXX-3387	Stokes Electric Company	81.55
12/6/2018	12/5/2018	XXXX-XXXX-XXXX-3387	Mhc-Kw-Knoxville	25.2
12/6/2018	12/5/2018	XXXX-XXXX-XXXX-3387	Lowes #00638*	29.2
12/6/2018	12/5/2018	XXXX-XXXX-XXXX-3387	Lawson Products	267.96
12/6/2018	12/5/2018	XXXX-XXXX-XXXX-3230	Grainger	299.18
12/6/2018	12/5/2018	XXXX-XXXX-XXXX-3230	Grainger	1,401.72
12/6/2018	12/5/2018	XXXX-XXXX-XXXX-3230	Openboxdirect.Com	-2,549.99
12/6/2018	12/6/2018	XXXX-XXXX-XXXX-3230	Auto Parts And Service	87

12/7/2018	12/5/2018	XXXX-XXXX-XXXX-3387	Mr Ts Rapid Flow Propane	93
12/7/2018	12/5/2018	XXXX-XXXX-XXXX-1274	Roper Laser Co	150
12/7/2018	12/6/2018	XXXX-XXXX-XXXX-3230	Apl*itunes.Com/Bill	0.99
12/7/2018	12/6/2018	XXXX-XXXX-XXXX-3387	Lowes #00638*	12.3
12/7/2018	12/6/2018	XXXX-XXXX-XXXX-3387	Lowes #00638*	29.77
12/7/2018	12/6/2018	XXXX-XXXX-XXXX-1274	Tyler Brothers Farm Equi	88.13
12/7/2018	12/6/2018	XXXX-XXXX-XXXX-3387	Broadway Outdoor Power Eq	128.97
12/7/2018	12/6/2018	XXXX-XXXX-XXXX-1274	Safety Kleen Corp	200
12/9/2018	12/6/2018	XXXX-XXXX-XXXX-3387	Mr Ts Rapid Flow Propane	14
12/9/2018	12/6/2018	XXXX-XXXX-XXXX-3387	Shell Oil 12457609001	16
12/9/2018	12/7/2018	XXXX-XXXX-XXXX-3387	Garner Brothers Auto Part	20.4
12/9/2018	12/7/2018	XXXX-XXXX-XXXX-3230	Belnick Retail, Llc	551.13
12/11/2018	12/10/2018	XXXX-XXXX-XXXX-3387	Lowes #00638*	7.14
12/11/2018	12/10/2018	XXXX-XXXX-XXXX-3387	Garner Brothers Auto Part	20.12
12/11/2018	12/10/2018	XXXX-XXXX-XXXX-3387	Garner Brothers Auto Part	142.8
12/11/2018	12/10/2018	XXXX-XXXX-XXXX-3387	Lowes #00638*	267.75
12/12/2018	12/10/2018	XXXX-XXXX-XXXX-3387	The Home Depot #0724	9.47
12/12/2018	12/10/2018	XXXX-XXXX-XXXX-3387	Rogers Manufacturing	823.04
12/12/2018	12/11/2018	XXXX-XXXX-XXXX-3230	Zips #17	7
12/12/2018	12/11/2018	XXXX-XXXX-XXXX-3387	Agcentral Farmers Co-Op M	36.47
12/12/2018	12/11/2018	XXXX-XXXX-XXXX-3387	Lawson Products	82.61
12/12/2018	12/11/2018	XXXX-XXXX-XXXX-3387	Garner Brothers Auto Part	83.94
12/12/2018	12/11/2018	XXXX-XXXX-XXXX-3387	Turner Industrial Supply	117.7
12/12/2018	12/11/2018	XXXX-XXXX-XXXX-3230	Grainger	171.3
12/12/2018	12/11/2018	XXXX-XXXX-XXXX-3387	Bob Kidd Hitch & Truck Ac	400
12/13/2018	12/12/2018	XXXX-XXXX-XXXX-3387	Turner Industrial Supply	49.94
12/13/2018	12/12/2018	XXXX-XXXX-XXXX-3387	Lowes #02239*	185.05
12/13/2018	12/12/2018	XXXX-XXXX-XXXX-3387	Batteries + Bulbs-#0803	307.6
12/14/2018	12/13/2018	XXXX-XXXX-XXXX-3230	Apl*itunes.Com/Bill	0.99
12/14/2018	12/13/2018	XXXX-XXXX-XXXX-3387	Lowes #00638*	9.28
12/14/2018	12/13/2018	XXXX-XXXX-XXXX-3230	Uscutter Inc	41.99
12/14/2018	12/13/2018	XXXX-XXXX-XXXX-3387	Anderson Lumber Company	212.65
12/14/2018	12/13/2018	XXXX-XXXX-XXXX-3387	Garner Brothers Auto Part	2,095.59
12/18/2018	12/11/2018	XXXX-XXXX-XXXX-3387	Garner Brothers Auto Part	-55
12/18/2018	12/13/2018	XXXX-XXXX-XXXX-3387	Anderson Lumber Company	-212.65
12/18/2018	12/17/2018	XXXX-XXXX-XXXX-3387	Lowes #02239*	12.07
12/18/2018	12/17/2018	XXXX-XXXX-XXXX-3387	Garner Brothers Auto Part	109.8
12/18/2018	12/17/2018	XXXX-XXXX-XXXX-3230	Grainger	704.82
12/19/2018	12/17/2018	XXXX-XXXX-XXXX-3387	Mr Ts Rapid Flow Propane	24
12/19/2018	12/18/2018	XXXX-XXXX-XXXX-3387	Garner Brothers Auto Part	8.28
12/19/2018	12/18/2018	XXXX-XXXX-XXXX-3387	Agcentral Farmers Co-Op M	46.98
12/19/2018	12/18/2018	XXXX-XXXX-XXXX-3387	Lowes #00638*	99.88
12/19/2018	12/18/2018	XXXX-XXXX-XXXX-3387	Turner Industrial Supply	104.04
12/19/2018	12/18/2018	XXXX-XXXX-XXXX-3387	Mac Tools - Knoxville	167.2

12/19/2018	12/18/2018	XXXX-XXXX-XXXX-3387	Lowes #00638*	192.36
12/19/2018	12/18/2018	XXXX-XXXX-XXXX-3387	Coulter Florists And Gree	428.04
12/19/2018	12/19/2018	XXXX-XXXX-XXXX-3230	Auto Parts And Service	37.36
12/20/2018	12/18/2018	XXXX-XXXX-XXXX-3387	Shell Oil 12457609001	18
12/20/2018	12/19/2018	XXXX-XXXX-XXXX-3230	Zips #17	7
12/20/2018	12/19/2018	XXXX-XXXX-XXXX-3387	Garner Brothers Auto Part	20.92
12/20/2018	12/19/2018	XXXX-XXXX-XXXX-3387	Garner Brothers Auto Part	50.8
12/20/2018	12/19/2018	XXXX-XXXX-XXXX-3387	Ces 586	400
12/20/2018	12/19/2018	XXXX-XXXX-XXXX-3387	Saf-T Enterprises	462
12/20/2018	12/19/2018	XXXX-XXXX-XXXX-3387	Mhc-Kw-Knoxville	870.72
12/20/2018	12/19/2018	XXXX-XXXX-XXXX-1274	Cr Barger And Sons Inc	3,441.65
12/21/2018	12/19/2018	XXXX-XXXX-XXXX-3387	Chilhowee Rv Center	472.5
12/21/2018	12/20/2018	XXXX-XXXX-XXXX-3387	Mhc-Kw-Knoxville	245.64
12/21/2018	12/20/2018	XXXX-XXXX-XXXX-1274	McNutt Oil Company	610.5
12/23/2018	12/20/2018	XXXX-XXXX-XXXX-3387	Stokes Electric Company	438.83
12/27/2018	12/26/2018	XXXX-XXXX-XXXX-1178	Puremagic Carwash Of Alco	45.99
			Debit Total USD	19,149.91
			Credit Total USD	-2,817.64
			Total USD	16,332.27

Jim Naelitz - Animal Control

Posting Date	Tran Date	Account	Supplier	Amount
12/2/2018	11/30/2018	XXXX-XXXX-XXXX-5193	Weigels #48 Q88	9.31
12/2/2018	12/1/2018	XXXX-XXXX-XXXX-5193	Loves S Countr00003053	4.9
12/2/2018	12/1/2018	XXXX-XXXX-XXXX-5193	Arbys 305	9.25
12/2/2018	12/1/2018	XXXX-XXXX-XXXX-5193	Dunkin #332874 Q35	12.39
12/3/2018	12/1/2018	XXXX-XXXX-XXXX-5193	Pilot 00004945	4.98
12/3/2018	12/1/2018	XXXX-XXXX-XXXX-5193	Exxonmobil 47945589	5.13
12/3/2018	12/1/2018	XXXX-XXXX-XXXX-5193	Longhorn Steak00050724	46.07
12/3/2018	12/2/2018	XXXX-XXXX-XXXX-5193	Speedway 09775 Col	8.07
12/3/2018	12/2/2018	XXXX-XXXX-XXXX-5193	Golden Corral 2466	40.64
12/4/2018	12/2/2018	XXXX-XXXX-XXXX-5193	Il Tollway Auto Replenish	20
12/4/2018	12/2/2018	XXXX-XXXX-XXXX-5193	Il Tollway Auto Replenish	20
12/4/2018	12/2/2018	XXXX-XXXX-XXXX-5193	Pride Truck Wash	38.24
12/4/2018	12/2/2018	XXXX-XXXX-XXXX-5193	Exxonmobil 42356444	40
12/4/2018	12/2/2018	XXXX-XXXX-XXXX-5193	Comfort Inn - Painesvi	130
12/6/2018	12/5/2018	XXXX-XXXX-XXXX-5193	Jiffy Lube #3888	72.08
12/14/2018	12/13/2018	XXXX-XXXX-XXXX-1487	Village Pharmacy	88
12/16/2018	12/13/2018	XXXX-XXXX-XXXX-1487	The Home Depot #0724	35.86
12/16/2018	12/14/2018	XXXX-XXXX-XXXX-5193	Burger King #8758	6.56
12/16/2018	12/14/2018	XXXX-XXXX-XXXX-5193	Burger King #8758	7.42
12/16/2018	12/14/2018	XXXX-XXXX-XXXX-2920	Oreilly Auto #1060	16.96
12/16/2018	12/15/2018	XXXX-XXXX-XXXX-5193	McDonalds F13889	2

12/16/2018	12/15/2018	XXXX-XXXX-XXXX-5193	McDonalds F13889	6.46
12/17/2018	12/15/2018	XXXX-XXXX-XXXX-5193	Transaction Fees - Foreign Curre	0.23
12/17/2018	12/15/2018	XXXX-XXXX-XXXX-5193	Transaction Fees - Foreign Curre	0.23
12/17/2018	12/15/2018	XXXX-XXXX-XXXX-5193	Tgi Fridays	23.28
12/17/2018	12/15/2018	XXXX-XXXX-XXXX-5193	Tgi Fridays	23.28
12/17/2018	12/16/2018	XXXX-XXXX-XXXX-5193	Transaction Fees - Foreign Curre	1.22
12/17/2018	12/16/2018	XXXX-XXXX-XXXX-5193	Wendys #9604	5.82
12/17/2018	12/16/2018	XXXX-XXXX-XXXX-5193	Wendys #9604	7.73
12/17/2018	12/16/2018	XXXX-XXXX-XXXX-5193	Radisson Hotel & Suite	122.45
12/18/2018	12/16/2018	XXXX-XXXX-XXXX-5193	McDonalds M5688 Of Oh	2.29
12/18/2018	12/16/2018	XXXX-XXXX-XXXX-5193	McDonalds M5688 Of Oh	7.58
12/18/2018	12/16/2018	XXXX-XXXX-XXXX-5193	Food City #647	22.5
12/18/2018	12/17/2018	XXXX-XXXX-XXXX-1487	Maryville Rural King	13.68
12/19/2018	12/17/2018	XXXX-XXXX-XXXX-5193	Il Tollway Auto Replenish	20
			Debit Total USD	874.61
			Credit Total USD	0
			Total USD	874.61

John Herron - Schools Technology

Posting Date	Tran Date	Account	Supplier	Amount
12/2/2018	11/30/2018	XXXX-XXXX-XXXX-1248	Pc Parts Plus Dba Chromeb	199.9
12/2/2018	11/30/2018	XXXX-XXXX-XXXX-2575	Embassy Suites Murfrees	288.1
12/7/2018	12/5/2018	XXXX-XXXX-XXXX-1248	Office Depot #1214	51.43
12/9/2018	12/7/2018	XXXX-XXXX-XXXX-1248	Cdw Govt #qhc8503	164.89
12/18/2018	12/17/2018	XXXX-XXXX-XXXX-1248	Asset Genie	988.5
12/20/2018	12/19/2018	XXXX-XXXX-XXXX-1248	Quikfixlaptopkeys Quikf	90.34
12/20/2018	12/19/2018	XXXX-XXXX-XXXX-1248	Asset Genie	988.5
12/20/2018	12/19/2018	XXXX-XXXX-XXXX-1248	Asset Genie	988.5
			Debit Total USD	3,760.16
			Credit Total USD	0
			Total USD	3,760.16

Judy Coppenger - Schools - Special Education

Posting Date	Tran Date	Account	Supplier	Amount
12/2/2018	11/30/2018	XXXX-XXXX-XXXX-3875	Target 00012500	20.18
12/2/2018	11/30/2018	XXXX-XXXX-XXXX-3875	Office Depot #623	38.97
12/2/2018	11/30/2018	XXXX-XXXX-XXXX-3875	Office Depot #623	44.16
12/2/2018	11/30/2018	XXXX-XXXX-XXXX-7133	Country Inn And Suites	126.52
12/2/2018	11/30/2018	XXXX-XXXX-XXXX-7133	Country Inn And Suites	126.52
12/2/2018	11/30/2018	XXXX-XXXX-XXXX-7133	Country Inn And Suites	149.84
12/2/2018	11/30/2018	XXXX-XXXX-XXXX-0613	Embassy Suites Murfrees	432.15
12/2/2018	12/1/2018	XXXX-XXXX-XXXX-3866	Marriott Franklin Hote	343.44

12/2/2018	12/1/2018	XXXX-XXXX-XXXX-3866	Marriott Franklin Hote	343.44
12/2/2018	12/1/2018	XXXX-XXXX-XXXX-3866	Marriott Franklin Hote	343.44
12/2/2018	12/1/2018	XXXX-XXXX-XXXX-3866	Marriott Franklin Hote	343.44
12/4/2018	12/2/2018	XXXX-XXXX-XXXX-3875	Music Road Hotel Front De	279.84
12/4/2018	12/2/2018	XXXX-XXXX-XXXX-3866	Music Road Hotel Front De	279.84
12/5/2018	12/3/2018	XXXX-XXXX-XXXX-3866	Music Road Hotel Front De	186.56
12/7/2018	12/7/2018	XXXX-XXXX-XXXX-4228	Credit Adjustment - Opening Bal	-29.95
12/11/2018	12/11/2018	XXXX-XXXX-XXXX-3875	Credit Adjustment - Opening Bal	-29.95
12/11/2018	12/11/2018	XXXX-XXXX-XXXX-4228	Debit Adjustment - Opening Bala	29.95
12/12/2018	12/11/2018	XXXX-XXXX-XXXX-3866	Ut Clee	85
12/13/2018	12/12/2018	XXXX-XXXX-XXXX-3866	Hotel * Hotelsone.Com	479.72
12/14/2018	12/13/2018	XXXX-XXXX-XXXX-3866	Vu Program For Talented Y	558
12/16/2018	12/14/2018	XXXX-XXXX-XXXX-0613	Enterprise Rent-A-Car	159.64
12/16/2018	12/14/2018	XXXX-XXXX-XXXX-3866	Hotel * Hotelsone.Com	-479.72
12/16/2018	12/14/2018	XXXX-XXXX-XXXX-3875	Wm Supercenter #672	651.36
12/27/2018	12/24/2018	XXXX-XXXX-XXXX-0613	Enterprise Car Tolls	16.4
12/27/2018	12/27/2018	XXXX-XXXX-XXXX-0385	Credit Adjustment - Opening Bal	-45
			Debit Total USD	5,038.41
			Credit Total USD	-584.62
			Total USD	4,453.79

Kathy Smith - Schools - Extended Schools Program

Posting Date	Tran Date	Account	Supplier	Amount
12/4/2018	12/3/2018	XXXX-XXXX-XXXX-1305	Jackrabbit Technologies	195
			Debit Total USD	195
			Credit Total USD	0
			Total USD	195

Katie Kerr - Purchasing

Posting Date	Tran Date	Account	Supplier	Amount
12/14/2018	12/12/2018	XXXX-XXXX-XXXX-0208	Www.Tappnews.Com	100
12/23/2018	12/20/2018	XXXX-XXXX-XXXX-0208	National Insitute Of Gove	530
			Debit Total USD	630
			Credit Total USD	0
			Total USD	630

KC Williams - Library

Posting Date	Tran Date	Account	Supplier	Amount
12/5/2018	12/4/2018	XXXX-XXXX-XXXX-9160	Kroger #683	127.42
12/6/2018	12/5/2018	XXXX-XXXX-XXXX-9160	General Partitions	89.18
12/6/2018	12/5/2018	XXXX-XXXX-XXXX-0265	Lowes #00638*	119.42

12/11/2018	12/10/2018	XXXX-XXXX-XXXX-0265	Kroger #862	5.18
12/12/2018	12/11/2018	XXXX-XXXX-XXXX-0265	Roundeye Supply	68.03
12/13/2018	12/12/2018	XXXX-XXXX-XXXX-0265	Lowes #00638*	3.91
12/13/2018	12/12/2018	XXXX-XXXX-XXXX-0265	Kroger #862	34.64
12/14/2018	12/13/2018	XXXX-XXXX-XXXX-0265	Costco Whse #1116	122.36
12/16/2018	12/13/2018	XXXX-XXXX-XXXX-0265	Aldi 70013	20.59
12/18/2018	12/17/2018	XXXX-XXXX-XXXX-0265	Kroger #862	35.25
12/23/2018	12/21/2018	XXXX-XXXX-XXXX-9160	Lowes #00638*	30.74
12/28/2018	12/27/2018	XXXX-XXXX-XXXX-9160	Kroger #862	10.16
12/30/2018	12/28/2018	XXXX-XXXX-XXXX-9160	Lowes #00638*	979.97
			Debit Total USD	1,646.85
			Credit Total USD	0
			Total USD	1,646.85

Lance Coleman - Emergency Management

Posting Date	Tran Date	Account	Supplier	Amount
12/12/2018	12/10/2018	XXXX-XXXX-XXXX-4948	Office Depot #623	19.84
12/14/2018	12/12/2018	XXXX-XXXX-XXXX-4948	Office Depot #623	11.98
12/14/2018	12/12/2018	XXXX-XXXX-XXXX-4948	Office Depot #623	-19.84
12/16/2018	12/13/2018	XXXX-XXXX-XXXX-4948	Office Depot #623	-11.98
12/16/2018	12/14/2018	XXXX-XXXX-XXXX-4948	Dunkin #351064 Q35	26.32
12/20/2018	12/18/2018	XXXX-XXXX-XXXX-4948	Salsaritas - 50 - Hamilto	287.72
			Debit Total USD	345.86
			Credit Total USD	-31.82
			Total USD	314.04

Mike Cain - Information Technology

Posting Date	Tran Date	Account	Supplier	Amount
12/3/2018	11/30/2018	XXXX-XXXX-XXXX-9448	Metro Pizza	56.74
12/3/2018	12/2/2018	XXXX-XXXX-XXXX-0232	Google *google Storage	1.99
12/9/2018	12/6/2018	XXXX-XXXX-XXXX-0232	Office Depot #623	71.97
12/16/2018	12/13/2018	XXXX-XXXX-XXXX-0232	Office Depot #623	66.94
12/23/2018	12/22/2018	XXXX-XXXX-XXXX-0232	Dnh*godaddy.Com	149.98
			Debit Total USD	347.62
			Credit Total USD	0
			Total USD	347.62

Nathan Weinbaum - Veteran's Affairs

Posting Date	Tran Date	Account	Supplier	Amount
12/16/2018	12/13/2018	XXXX-XXXX-XXXX-0001	Office Depot #623	968.97
			Debit Total USD	968.97
			Credit Total USD	0
			Total USD	968.97

Randy Vineyard - Accounting & Finance Dept.

Posting Date	Tran Date	Account	Supplier	Amount
12/3/2018	12/3/2018	XXXX-XXXX-XXXX-0018	Payment - Payment - Thank You	-43,262.06
12/3/2018	12/3/2018	XXXX-XXXX-XXXX-0018	Payment - Payment - Thank You	-90,000.00
12/12/2018	12/11/2018	XXXX-XXXX-XXXX-7384	Paypal *tgfoa	25
12/12/2018	12/11/2018	XXXX-XXXX-XXXX-7384	Paypal *tgfoa	25
12/12/2018	12/11/2018	XXXX-XXXX-XXXX-0794	Paypal *tgfoa	25
			Debit Total USD	75
			Credit Total USD	-133,262.06
			Total USD	-133,187.06

Ron Talbott - 5th Judicial Drug Task Force

Posting Date	Tran Date	Account	Supplier	Amount
12/4/2018	12/3/2018	XXXX-XXXX-XXXX-9519	Diy Awards	170.96
12/16/2018	12/13/2018	XXXX-XXXX-XXXX-3020	The Home Depot #0724	59.76
12/17/2018	12/15/2018	XXXX-XXXX-XXXX-3020	Homedepot.Com	238
			Debit Total USD	468.72
			Credit Total USD	0
			Total USD	468.72

Rosemary Trent - Schools Food Services

Posting Date	Tran Date	Account	Supplier	Amount
12/2/2018	11/29/2018	XXXX-XXXX-XXXX-4064	The Home Depot #0724	17.19
12/5/2018	12/4/2018	XXXX-XXXX-XXXX-4064	Calhouns #112	464
12/12/2018	12/11/2018	XXXX-XXXX-XXXX-4064	Food Lion #1362	23.92
			Debit Total USD	505.11
			Credit Total USD	0
			Total USD	505.11

Scott Graves - Trustee

Posting Date	Tran Date	Account	Supplier	Amount
12/11/2018	12/10/2018	XXXX-XXXX-XXXX-0547	Wm Supercenter #672	149.45
			Debit Total USD	149.45
			Credit Total USD	0
			Total USD	149.45

Steven Cardwell - Emergency Management

Posting Date	Tran Date	Account	Supplier	Amount
12/6/2018	12/4/2018	XXXX-XXXX-XXXX-9227	Office Depot #623	39.99
12/10/2018	12/8/2018	XXXX-XXXX-XXXX-9227	Chick-Fil-A #01235	83.85
			Debit Total USD	123.84
			Credit Total USD	0
			Total USD	123.84

Susan Hughes - Elections

Posting Date	Tran Date	Account	Supplier	Amount
12/2/2018	11/29/2018	XXXX-XXXX-XXXX-0455	Hobby Lobby #282	28.93
12/3/2018	12/2/2018	XXXX-XXXX-XXXX-0455	Etsy.Com - Sophiepluszach	-24
12/7/2018	12/5/2018	XXXX-XXXX-XXXX-0455	Music Road Hotel Front De	621.12
12/9/2018	12/7/2018	XXXX-XXXX-XXXX-0455	Music Road Hotel Front De	59.16
12/13/2018	12/11/2018	XXXX-XXXX-XXXX-0455	Office Depot #623	-271.11
12/19/2018	12/18/2018	XXXX-XXXX-XXXX-0455	Pokeys Engraving Shop	50
12/20/2018	12/19/2018	XXXX-XXXX-XXXX-0455	Usps Po 4755447500	6.7
12/20/2018	12/19/2018	XXXX-XXXX-XXXX-0455	Kroger #683	19.99
12/20/2018	12/19/2018	XXXX-XXXX-XXXX-0455	Buddys Bar-B-Q 12	69.24
12/25/2018	12/7/2018	XXXX-XXXX-XXXX-0455	Music Road Hotel Front De	-59.16
			Debit Total USD	855.14
			Credit Total USD	-354.27
			Total USD	500.87

Sylvia Dunlap - Health Dept.

Posting Date	Tran Date	Account	Supplier	Amount
12/13/2018	12/12/2018	XXXX-XXXX-XXXX-0026	Kroger #862	10.03
			Debit Total USD	10.03
			Credit Total USD	0
			Total USD	10.03

Terry Baldwin - Schools Maintenance

Posting Date	Tran Date	Account	Supplier	Amount
12/2/2018	11/29/2018	XXXX-XXXX-XXXX-1149	Gray Hodges Corp	47.98
12/2/2018	11/30/2018	XXXX-XXXX-XXXX-0588	Ces 586	31.42
12/2/2018	11/30/2018	XXXX-XXXX-XXXX-1370	Anderson Lumber Company	32.86
12/2/2018	11/30/2018	XXXX-XXXX-XXXX-1339	Lowes #00638*	41.96
12/2/2018	11/30/2018	XXXX-XXXX-XXXX-8700	A 1 Automotive Repair	43.66
12/2/2018	11/30/2018	XXXX-XXXX-XXXX-0638	Maryville Fastner An	48.59
12/2/2018	11/30/2018	XXXX-XXXX-XXXX-0901	Fastenal Company01	64.95
12/2/2018	11/30/2018	XXXX-XXXX-XXXX-1370	Gray Hodges Corp	183.02
12/2/2018	11/30/2018	XXXX-XXXX-XXXX-0588	Kendall Electric Inc	571.43
12/4/2018	12/3/2018	XXXX-XXXX-XXXX-1370	Lowes #00638*	90.5
12/4/2018	12/3/2018	XXXX-XXXX-XXXX-0588	Lowes #00638*	135.83
12/5/2018	12/3/2018	XXXX-XXXX-XXXX-1370	Gray Hodges Corp	91.79
12/5/2018	12/4/2018	XXXX-XXXX-XXXX-1370	A 1 Automotive Repair	64.16
12/5/2018	12/4/2018	XXXX-XXXX-XXXX-9320	Kendall Electric Inc	225.8
12/6/2018	12/5/2018	XXXX-XXXX-XXXX-4929	Outlet Key Shop 2	12
12/6/2018	12/5/2018	XXXX-XXXX-XXXX-1149	Agcentral Farmers Co-Op M	79.96
12/6/2018	12/5/2018	XXXX-XXXX-XXXX-1065	Mrlock.Com	101.1
12/6/2018	12/5/2018	XXXX-XXXX-XXXX-5672	Broadway Outdoor Power Eq	189.81
12/6/2018	12/5/2018	XXXX-XXXX-XXXX-0638	Ces 586	427.94
12/7/2018	12/6/2018	XXXX-XXXX-XXXX-9320	Garner Brothers Auto Part	27.09
12/7/2018	12/6/2018	XXXX-XXXX-XXXX-1149	Fastenal Company01	32.82
12/7/2018	12/6/2018	XXXX-XXXX-XXXX-9320	Smoky View Auto Parts	46.98
12/7/2018	12/6/2018	XXXX-XXXX-XXXX-5672	Broadway Outdoor Power Eq	65.95
12/7/2018	12/6/2018	XXXX-XXXX-XXXX-1339	Sherwin Williams 702381	157.64
12/7/2018	12/6/2018	XXXX-XXXX-XXXX-0901	Anderson Lumber Company	269.14
12/9/2018	12/6/2018	XXXX-XXXX-XXXX-8700	Homedepot.Com	479.76
12/9/2018	12/7/2018	XXXX-XXXX-XXXX-1339	Tractor-Supply-Co #0388	21.27
12/11/2018	12/10/2018	XXXX-XXXX-XXXX-1149	Lowes #00638*	13.85
12/11/2018	12/10/2018	XXXX-XXXX-XXXX-1149	Lowes #00638*	29.3
12/11/2018	12/10/2018	XXXX-XXXX-XXXX-1339	Tractor-Supply-Co #0388	32.97
12/11/2018	12/10/2018	XXXX-XXXX-XXXX-5672	Farragut Lawn And Trac	147.8
12/12/2018	12/11/2018	XXXX-XXXX-XXXX-1339	Tractor-Supply-Co #0388	16.97
12/12/2018	12/11/2018	XXXX-XXXX-XXXX-0588	Lowes #00638*	74.71
12/13/2018	12/12/2018	XXXX-XXXX-XXXX-1370	Lowes #00638*	39.64
12/13/2018	12/12/2018	XXXX-XXXX-XXXX-0638	Lowes #00638*	85.38
12/13/2018	12/12/2018	XXXX-XXXX-XXXX-1370	Lowes #00638*	254.86
12/13/2018	12/12/2018	XXXX-XXXX-XXXX-1149	Lowes #00638*	459.9
12/14/2018	12/12/2018	XXXX-XXXX-XXXX-1370	Gray Hodges Corp	68.2
12/14/2018	12/12/2018	XXXX-XXXX-XXXX-9320	Trane Supply-115625	282.46
12/14/2018	12/13/2018	XXXX-XXXX-XXXX-5672	Agcentral Farmers Co-Op M	6.29
12/14/2018	12/13/2018	XXXX-XXXX-XXXX-0588	Kendall Electric Inc	68.2

12/14/2018	12/13/2018	XXXX-XXXX-XXXX-1370	Lowes #00638*	71.37
12/14/2018	12/13/2018	XXXX-XXXX-XXXX-9320	Coastal Supply Co Inc	82.32
12/14/2018	12/13/2018	XXXX-XXXX-XXXX-1404	Coastal Supply Co Inc	84.48
12/16/2018	12/14/2018	XXXX-XXXX-XXXX-0588	Lowes #00638*	46.9
12/16/2018	12/14/2018	XXXX-XXXX-XXXX-9320	Coastal Supply Co Inc	64.78
12/16/2018	12/14/2018	XXXX-XXXX-XXXX-9320	Trane Supply-115625	151.1
12/16/2018	12/14/2018	XXXX-XXXX-XXXX-8700	Reagan Steel Co Inc	186.3
12/16/2018	12/14/2018	XXXX-XXXX-XXXX-8700	Kenny Pipe And Supply	730
12/18/2018	12/17/2018	XXXX-XXXX-XXXX-1339	Fastenal Company01	15.1
12/18/2018	12/17/2018	XXXX-XXXX-XXXX-0588	Lowes #00638*	36.26
12/19/2018	12/18/2018	XXXX-XXXX-XXXX-1149	Fastenal Company01	25.65
12/19/2018	12/18/2018	XXXX-XXXX-XXXX-0588	Lowes #00638*	32.49
12/19/2018	12/18/2018	XXXX-XXXX-XXXX-0901	Lowes #00638*	36.17
12/20/2018	12/18/2018	XXXX-XXXX-XXXX-9320	Trane Supply-115625	148.02
12/20/2018	12/18/2018	XXXX-XXXX-XXXX-9320	Trane Supply-115625	156.14
12/20/2018	12/19/2018	XXXX-XXXX-XXXX-3874	Outlet Key Shop 2	12
12/20/2018	12/19/2018	XXXX-XXXX-XXXX-0638	Lowes #00638*	67.02
12/20/2018	12/19/2018	XXXX-XXXX-XXXX-0638	Grainger	115.2
12/20/2018	12/19/2018	XXXX-XXXX-XXXX-5672	Farragut Lawn And Trac	220.9
12/21/2018	12/20/2018	XXXX-XXXX-XXXX-3874	Lowes #00638*	18.54
12/21/2018	12/20/2018	XXXX-XXXX-XXXX-9320	Lowes #00638*	29.4
12/21/2018	12/20/2018	XXXX-XXXX-XXXX-1412	A 1 Automotive Repair	55.36
12/21/2018	12/20/2018	XXXX-XXXX-XXXX-1339	Tractor-Supply-Co #0388	100.95
12/21/2018	12/20/2018	XXXX-XXXX-XXXX-1404	Coastal Supply Co Inc	285.96
12/23/2018	12/21/2018	XXXX-XXXX-XXXX-1065	Robinson Steel Company In	57
12/23/2018	12/21/2018	XXXX-XXXX-XXXX-1412	A 1 Automotive Repair	157.09
12/23/2018	12/21/2018	XXXX-XXXX-XXXX-0638	Grainger	481.95
			Debit Total USD	8,634.39
			Credit Total USD	0
			Total USD	8,634.39

Thomas Lloyd - Development Services

Posting Date	Tran Date	Account	Supplier	Amount
12/6/2018	12/5/2018	XXXX-XXXX-XXXX-0166	Puremagic Carwash Of Alco	10
			Debit Total USD	10
			Credit Total USD	0
			Total USD	10

Tim Helton - Property Assessor

Posting Date	Tran Date	Account	Supplier	Amount
12/6/2018	12/4/2018	XXXX-XXXX-XXXX-0406	Brown Bag	270.89
12/14/2018	12/13/2018	XXXX-XXXX-XXXX-0414	Kroger #683	22.04
			Debit Total USD	292.93
			Credit Total USD	0
			Total USD	292.93

Tim Tipton - Risk Management

Posting Date	Tran Date	Account	Supplier	Amount
12/6/2018	12/5/2018	XXXX-XXXX-XXXX-1008	Evernote	69.99
12/6/2018	12/5/2018	XXXX-XXXX-XXXX-1008	Evernote	69.99
			Debit Total USD	139.98
			Credit Total USD	0
			Total USD	139.98

Tom Hatcher - Circuit Court Clerk

Posting Date	Tran Date	Account	Supplier	Amount
12/11/2018	12/10/2018	XXXX-XXXX-XXXX-1081	Wm Supercenter #672	18.86
12/13/2018	12/12/2018	XXXX-XXXX-XXXX-1081	Bojangles 1193	37.95
12/19/2018	12/17/2018	XXXX-XXXX-XXXX-0695	Txtsignal.Com	71
			Debit Total USD	127.81
			Credit Total USD	0
			Total USD	127.81

Troy Logan - Schools

Posting Date	Tran Date	Account	Supplier	Amount
12/2/2018	11/26/2018	XXXX-XXXX-XXXX-9996	Four Points Hotel	-13.09
12/2/2018	11/30/2018	XXXX-XXXX-XXXX-5849	Embassy Suites Murfrees	288.1
12/2/2018	11/30/2018	XXXX-XXXX-XXXX-5849	Embassy Suites Murfrees	288.1
12/4/2018	12/3/2018	XXXX-XXXX-XXXX-2229	Walgreens #15906	38.2
12/6/2018	12/5/2018	XXXX-XXXX-XXXX-5849	Wm Supercenter #4223	355.86
12/9/2018	12/7/2018	XXXX-XXXX-XXXX-2229	Kroger #581	48.96
12/9/2018	12/8/2018	XXXX-XXXX-XXXX-2229	Kroger #581	40.98
12/11/2018	12/10/2018	XXXX-XXXX-XXXX-2229	Usps Po 4777160865	24.7
12/11/2018	12/10/2018	XXXX-XXXX-XXXX-2229	Big Lots #5315	30.49
12/12/2018	12/11/2018	XXXX-XXXX-XXXX-1423	Food Lion #1362	41.95
12/13/2018	12/12/2018	XXXX-XXXX-XXXX-2229	Dollartree	37
12/13/2018	12/12/2018	XXXX-XXXX-XXXX-1423	Food Lion #1362	38.93
12/13/2018	12/12/2018	XXXX-XXXX-XXXX-2229	Aaspa	195

12/14/2018	12/13/2018	XXXX-XXXX-XXXX-9996	Food Lion #1362	39.44
12/16/2018	12/13/2018	XXXX-XXXX-XXXX-9996	Hobby Lobby #282	21.48
12/17/2018	12/16/2018	XXXX-XXXX-XXXX-9996	Four Points Hotel	15
12/17/2018	12/16/2018	XXXX-XXXX-XXXX-9996	Four Points Hotel	152.54
12/18/2018	12/17/2018	XXXX-XXXX-XXXX-9996	Vistapr*vistaprint.Com	22.47
12/20/2018	12/19/2018	XXXX-XXXX-XXXX-1423	Chatt The Chattanooga	0.99
12/23/2018	12/22/2018	XXXX-XXXX-XXXX-9198	Knoxville News	4.99
			Debit Total USD	1,685.18
			Credit Total USD	-13.09
			Total USD	1,672.09

William Brewer, Jr. - General Sessions Judges

Posting Date	Tran Date	Account	Supplier	Amount
12/16/2018	12/15/2018	XXXX-XXXX-XXXX-1222	Kroger #683	61.09
			Debit Total USD	61.09
			Credit Total USD	0
			Total USD	61.09

UTILITY EXPENSES

YEAR-TO-DATE

F/200 REQUEST BY ANGELIE DISTRIBUTION LIST REQUEST

FND	CC	OBJ	PROJ	STATUS	DATE RANGE	SEQ	FILE	MIN DOL
		500434		0123456789 ABCDE	07 01 18 TO 12 31 18	1	ALRE	

EXCLUDE OBJECT
SORT MEMO FIELD(Y/N):

STATUS LEGEND

0 - REQUISITIONS
1 - ENCUMBRANCES
2 - EXPENDITURES
3 - EXPENDITURES (DV'S
4 - APPROPRIATIONS
5 - PRIOR YEAR APPROPRIATIONS
6 - *OPEN*
7 - *OPEN*
8 - ESTIMATED REVENUES
9 - REVENUES RECEIVED
A - PAYABLE ACTIVITY
B - JOURNAL ENTRIES
C - CASH RECEIPTS
D - INTERGOVERNMENTAL CHARGES
E - ERRORS ONLY (TRANSACTION SOURCE LIST

SEQUENCE LEGEND

1 - FND/CC/OBJ/PROJ
2 - CC/FUND/OBJ/PROJ
3 - FUND/PROJ/CC/OBJ
4 - TRANSACTION SOURCE LIST

FILE LEGEND

A - ASSETS
L - LIABILITIES
E - EXPENDITURES
R - REVENUES

DETAILED DISTRIBUTION LISTING JULY 01, 2018 THRU DECEMBER 31, 2018

REPORT 200-104 FUND ACCOUNTING SYSTEM

DETAILED DISTRIBUTION LISTING JULY 01, 2018 THRU DECEMBER 31, 2018

EXPENDITURES SUB LEDGER FUND 101: GENERAL GOVERNMENT

OBJECT	PROJ	C.C.	----------MEMO----------	ST	DATE	SOURCE	REF NO.	APP	REQ/ENC	EXP	BALANCE
434	00000	51800	UPDATE APPRO-FISCAL YEAR 18-19	4	07/01/18	J.E.	540	65,000.00			
434	00000	51800	REV AP ACCRUAL	2	07/01/18	J.E.	18001220			2,058.59-	
434	00000	51800	REV AP ACCRUAL	2	07/01/18	J.E.	18001220			221.53-	
434	00000	51800	ATMOS ENERGY	2	07/11/18	D.E.V	18770			221.53	
434	00000	51800	ATMOS ENERGY	2	07/18/18	D.E.V	18843			2,058.59	
434	00000	51800	ATMOS ENERGY	2	07/31/18	D.E.V	19615			47.19	
434	00000	51800	ATMOS ENERGY	2	08/07/18	D.E.V	18927			189.39	
434	00000	51800	ATMOS ENERGY	2	08/08/18	D.E.V	18959			4,120.36	
434	00000	51800	ATMOS ENERGY	2	08/15/18	D.E.V	19029			44.10	
434	00000	51800	ATMOS ENERGY	2	08/28/18	D.E.V	19172			47.19	
434	00000	51800	ATMOS ENERGY	2	09/05/18	D.E.V	19236			296.78	
434	00000	51800	TROLL SCHOOL & LIBRARY LLC	2	09/12/18	D.E.V	19267			235.09	
434	00000	51800	TROLL SCHOOL & LIBRARY LLC	2	09/12/18	CK CANCL	1999999			235.09-	
434	00000	51800	ATMOS ENERGY	2	09/12/18	D.E.V	19275			235.09	
434	00000	51800	ATMOS ENERGY	2	09/26/18	D.E.V	19390			47.19	
434	00000	51800	ATMOS ENERGY	2	10/03/18	D.E.V	19413			160.14	
434	00000	51800	ATMOS ENERGY	2	10/03/18	D.E.V	19418			1,103.94	
434	00000	51800	ATMOS ENERGY	2	10/03/18	D.E.V	19419			147.62	
434	00000	51800	ATMOS ENERGY	2	10/10/18	D.E.V	19458			146.05	
434	00000	51800	ATMOS ENERGY	2	10/15/18	D.E.V	10500			44.10	
434	00000	51800	CITY OF ALCOA	2	10/18/18	D.E.V	10562			2,556.37	
434	00000	51800	ATMOS ENERGY	2	10/30/18	D.E.V	10638			43.82	
434	00000	51800	ATMOS ENERGY	2	10/31/18	D.E.V	10651			1,824.81	
434	00000	51800	ATMOS ENERGY	2	11/05/18	D.E.V	10688			49.63	
434	00000	51800	ATMOS ENERGY	2	11/07/18	D.E.V	10747			659.30	
434	00000	51800	ATMOS ENERGY	2	12/03/18	D.E.V	20056			583.52	
434	00000	51800	ATMOS ENERGY	2	12/05/18	D.E.V	10951			3,136.13	
434	00000	51800	ATMOS ENERGY	2	12/27/18	D.E.V	20157			43.82	
	00000			PROJ TOT:	BEG.		0.00	65,000.00	0.00	15,526.54	49,473.46
434	00000	NATURAL GAS		OBJ TOT:	BEG.		0.00	65,000.00	0.00	15,526.54	49,473.46
		COUNTY BUILDINGS		CC TOT:	BEG.		0.00	65,000.00	0.00	15,526.54	49,473.46

REPORT 200-104 FUND ACCOUNTING SYSTEM

DETAILED DISTRIBUTION LISTING JULY 01, 2018 THRU DECEMBER 31, 2018

EXPENDITURES SUB LEDGER FUND 101: GENERAL GOVERNMENT

OBJECT	PROJ	C.C.	----------MEMO----------	ST	DATE	SOURCE	REF NO.	APP	REQ/ENC	EXP	BALANCE
			GENERAL GOVERNMENT	FND TOT: BEG.				0.00	65,000.00	15,526.54	0.00	49,473.46

REPORT 200-104 FUND ACCOUNTING SYSTEM

DETAILED DISTRIBUTION LISTING JULY 01, 2018 THRU DECEMBER 31, 2018

EXPENDITURES SUB LEDGER FUND 115: PUBLIC LIBRARY

OBJECT	PROJ	C.C.	----------MEMO----------	ST	DATE	SOURCE	REF NO.	APP	REQ/ENC	EXP	BALANCE

DETAILED DISTRIBUTION LISTING JULY 01, 2018 THRU DECEMBER 31, 2018

EXPENDITURES SUB LEDGER FUND 131: HIGHWAY/PUBLIC WORKS FUND

OBJECT	PROJ	C.C.	----------MEMO----------	ST	DATE	SOURCE	REF NO.	APP	REQ/ENC	EXP	BALANCE

REPORT 200-104 FUND ACCOUNTING SYSTEM

DETAILED DISTRIBUTION LISTING JULY 01, 2018 THRU DECEMBER 31, 2018

EXPENDITURES SUB LEDGER FUND 141: GENERAL PURPOSE SCHOOL

OBJECT	PROJ	C.C.	----------MEMO----------	ST	DATE	SOURCE	REF NO.	APP	REQ/ENC	EXP	BALANCE
434	00000	72610	UPDATE APPRO-FISCAL YEAR 18-19	4	07/01/18	J.E.	540	193,000.00			
434	00000	72610	REV AP ACCRUAL	2	07/01/18	J.E.	18001222			554.58-	
434	00000	72610	REV AP ACCRUAL	2	07/01/18	J.E.	18001222			142.22-	
434	00000	72610	REV AP ACCRUAL	2	07/01/18	J.E.	18001222			160.69-	
434	00000	72610	REV AP ACCRUAL	2	07/01/18	J.E.	18001222			172.08-	
434	00000	72610	CHANDRA A TYLER	2	07/11/18	D.E.V	18749			160.69	
434	00000	72610	ATMOS ENERGY	2	07/11/18	D.E.V	18753			172.08	
434	00000	72610	ATMOS ENERGY	2	07/12/18	D.E.V	18806			142.22	
434	00000	72610	ATMOS ENERGY	2	07/18/18	D.E.V	18834			924.86	
434	00000	72610	ATMOS ENERGY	2	07/19/18	D.E.V	18858			44.10	
434	00000	72610	ATMOS ENERGY	2	07/25/18	D.E.V	18898			373.99	
434	00000	72610	ATMOS ENERGY	2	07/26/18	D.E.V	18918			252.83	
434	00000	72610	SEVIER COUNTY UTILITY DISTRICT	2	08/01/18	D.E.V	19631			15.00	
434	00000	72610	ATMOS ENERGY	2	08/08/18	D.E.V	18950			126.50	
434	00000	72610	ATMOS ENERGY	2	08/09/18	D.E.V	18968			44.10	
434	00000	72610	ATMOS ENERGY	2	08/10/18	CK CANCL	41999999			44.10-	
434	00000	72610	ATMOS ENERGY	2	08/10/18	D.E.V	18970			44.10	
434	00000	72610	ATMOS ENERGY	2	08/15/18	D.E.V	19025			866.94	
434	00000	72610	ATMOS ENERGY	2	08/16/18	D.E.V	19046			89.68	
434	00000	72610	ATMOS ENERGY	2	08/21/18	D.E.V	19066			522.57	
434	00000	72610	ATMOS ENERGY	2	08/28/18	D.E.V	19186			126.03	
434	00000	72610	CHANDRA A TYLER	2	09/05/18	D.E.V	19214			134.23	
434	00000	72610	SEVIER COUNTY UTILITY DISTRICT	2	09/05/18	D.E.V	19212			18.25	
434	00000	72610	ATMOS ENERGY	2	09/12/18	D.E.V	19274			490.69	
434	00000	72610	ATMOS ENERGY	2	09/19/18	D.E.V	19309			1,302.00	
434	00000	72610	ATMOS ENERGY	2	09/20/18	D.E.V	19339			44.10	
434	00000	72610	ATMOS ENERGY	2	09/26/18	D.E.V	19398			398.98	
434	00000	72610	SEVIER COUNTY UTILITY DISTRICT	2	10/03/18	D.E.V	19429			20.43	
434	00000	72610	ATMOS ENERGY	2	10/11/18	D.E.V	19475			406.10	
434	00000	72610	ATMOS ENERGY	2	10/17/18	D.E.V	10541			1,179.87	
434	00000	72610	ATMOS ENERGY	2	10/24/18	D.E.V	10625			573.73	
434	00000	72610	ATMOS ENERGY	2	10/24/18	D.E.V	10622			139.93	
434	00000	72610	ATMOS ENERGY	2	11/06/18	D.E.V	10730			273.12	
434	00000	72610	SEVIER COUNTY UTILITY DISTRICT	2	11/06/18	D.E.V	10732			20.33	
434	00000	72610	CHANDRA A TYLER	2	11/07/18	D.E.V	10736			211.33	
434	00000	72610	ATMOS ENERGY	2	11/08/18	D.E.V	10776			534.73	
434	00000	72610	ATMOS ENERGY	2	11/14/18	D.E.V	10807			2,416.42	
434	00000	72610	ATMOS ENERGY	2	11/20/18	D.E.V	10832			3,916.89	
434	00000	72610	ATMOS ENERGY	2	11/27/18	D.E.V	10892			763.12	
434	00000	72610	THOMPSONGAS SMOKIES LLC	2	11/27/18	D.E.V	10899			1,417.38	
434	00000	72610	THOMPSONGAS SMOKIES LLC	2	12/05/18	D.E.V	10939			2,681.58	
434	00000	72610	SEVIER COUNTY UTILITY DISTRICT	2	12/05/18	D.E.V	10941			23.73	
434	00000	72610	ATMOS ENERGY	2	12/11/18	D.E.V	11008			3,188.25	
434	00000	72610	ATMOS ENERGY	2	12/17/18	D.E.V	11041			6,895.44	
434	00000	72610	ATMOS ENERGY	2	12/19/18	D.E.V	11061			5,297.03	
434	00000	72610	THOMPSONGAS SMOKIES LLC	2	12/19/18	D.E.V	11064			1,822.84	
434	00000	72610	ATMOS ENERGY	2	12/27/18	D.E.V	20154			887.15	
434	00000	72610	ATMOS ENERGY	2	12/27/18	D.E.V	20147			6,190.20	
	00000			PROJ TOT: BEG.			0.00	193,000.00		44,079.87	
									0.00		148,920.13

REPORT 200-104 FUND ACCOUNTING SYSTEM

DETAILED DISTRIBUTION LISTING JULY 01, 2018 THRU DECEMBER 31, 2018

EXPENDITURES SUB LEDGER FUND 141: GENERAL PURPOSE SCHOOL

OBJECT	PROJ	C.C.	----------MEMO----------	ST	DATE	SOURCE	REF NO.	APP	REQ/ENC	EXP	BALANCE
434	00000	NATURAL GAS		OBJ TOT:	BEG.		0.00	193,000.00		44,079.87	
									0.00		148,920.13
		OPERATION OF PLANT		CC TOT:	BEG.		0.00	193,000.00		44,079.87	
									0.00		148,920.13

REPORT 200-104 FUND ACCOUNTING SYSTEM

DETAILED DISTRIBUTION LISTING JULY 01, 2018 THRU DECEMBER 31, 2018

EXPENDITURES SUB LEDGER FUND 141: GENERAL PURPOSE SCHOOL

OBJECT	PROJ	C.C.	----------MEMO----------	ST	DATE	SOURCE	REF NO.	APP	REQ/ENC	EXP	BALANCE
			GENERAL PURPOSE SCHOOL	FND TOT: BEG.				0.00	193,000.00	44,079.87	0.00 148,920.13

DETAILED DISTRIBUTION LISTING JULY 01, 2018 THRU DECEMBER 31, 2018

EXPENDITURES SUB LEDGER FUND 307: JUDICIAL DISTRICT DRUG

OBJECT	PROJ	C.C.	----------MEMO----------	ST	DATE	SOURCE	REF NO.	APP	REQ/ENC	EXP	BALANCE

F/200 REQUEST BY ANGELIE DISTRIBUTION LIST REQUEST

FND	CC	OBJ	PROJ	STATUS	DATE RANGE	SEQ	FILE	MIN DOL
		500452		0123456789 ABCDE	07 01 18 TO 12 31 18	1	ALRE	

EXCLUDE OBJECT
SORT MEMO FIELD(Y/N):

STATUS LEGEND

0 - REQUISITIONS
1 - ENCUMBRANCES
2 - EXPENDITURES
3 - EXPENDITURES (DV'S
4 - APPROPRIATIONS
5 - PRIOR YEAR APPROPRIATIONS
6 - *OPEN*
7 - *OPEN*
8 - ESTIMATED REVENUES
9 - REVENUES RECEIVED
A - PAYABLE ACTIVITY
B - JOURNAL ENTRIES
C - CASH RECEIPTS
D - INTERGOVERNMENTAL CHARGES
E - ERRORS ONLY (TRANSACTION SOURCE LIST

SEQUENCE LEGEND

1 - FND/CC/OBJ/PROJ
2 - CC/FUND/OBJ/PROJ
3 - FUND/PROJ/CC/OBJ
4 - TRANSACTION SOURCE LIST

FILE LEGEND

A - ASSETS
L - LIABILITIES
E - EXPENDITURES
R - REVENUES

DETAILED DISTRIBUTION LISTING JULY 01, 2018 THRU DECEMBER 31, 2018

REPORT 200-104 FUND ACCOUNTING SYSTEM

DETAILED DISTRIBUTION LISTING JULY 01, 2018 THRU DECEMBER 31, 2018

EXPENDITURES SUB LEDGER FUND 101: GENERAL GOVERNMENT

OBJECT	PROJ	C.C.	----------MEMO----------	ST	DATE	SOURCE	REF NO.	APP	REQ/ENC	EXP	BALANCE
452	00000	51800	UPDATE APPRO-FISCAL YEAR 18-19	4	07/01/18	J.E.	540	637,000.00			
452	00000	51800	REV AP ACCRUAL	2	07/01/18	J.E.	18001220			5,971.65-	
452	00000	51800	REV AP ACCRUAL	2	07/01/18	J.E.	18001220			2,539.09-	
452	00000	51800	REV AP ACCRUAL	2	07/01/18	J.E.	18001220			11,839.60-	
452	00000	51800	CITY OF MARYVILLE	2	07/11/18	D.E.V	18771			11,839.60	
452	00000	51800	CITY OF ALCOA	2	07/18/18	D.E.V	18844			2,539.09	
452	00000	51800	CITY OF MARYVILLE	2	07/19/18	D.E.V	18848			414.93	
452	00000	51800	CITY OF ALCOA	2	07/25/18	D.E.V	18896			7,412.08	
452	00000	51800	CITY OF MARYVILLE	2	07/25/18	D.E.V	18913			247.57	
452	00000	51800	088039 BLT CO HISTORICAL MUSEUM	2	07/31/18	C.R.	88039			660.90-	
452	00000	51800	CITY OF MARYVILLE	2	08/07/18	D.E.V	18928			35,830.02	
452	00000	51800	CITY OF MARYVILLE	2	08/08/18	D.E.V	18960			12,671.29	
452	00000	51800	CITY OF MARYVILLE	2	08/15/18	D.E.V	19030			249.40	
452	00000	51800	CITY OF MARYVILLE	2	08/16/18	D.E.V	19049			462.79	
452	00000	51800	CITY OF ALCOA	2	08/16/18	D.E.V	19050			2,880.05	
452	00000	51800	CITY OF ALCOA	2	08/21/18	D.E.V	19069			7,626.65	
452	00000	51800	088296 BLT CO HISTORICAL MUSEUM	2	08/27/18	C.R.	88296			699.51-	
452	00000	51800	CITY OF MARYVILLE	2	08/28/18	D.E.V	19170			219.35	
452	00000	51800	CITY OF MARYVILLE	2	08/30/18	D.E.V	19204			35,498.54	
452	00000	51800	CITY OF MARYVILLE	2	09/12/18	D.E.V	19268			11,787.57	
452	00000	51800	CITY OF MARYVILLE	2	09/20/18	D.E.V	19342			463.34	
452	00000	51800	CITY OF ALCOA	2	09/20/18	D.E.V	19343			2,486.42	
452	00000	51800	CITY OF ALCOA	2	09/26/18	D.E.V	19387			7,864.14	
452	00000	51800	CITY OF MARYVILLE	2	09/26/18	D.E.V	19386			209.84	
452	00000	51800	088629 BLT CO HISTORICAL MUSEUM	2	10/01/18	C.R.	88629			705.47-	
452	00000	51800	CITY OF MARYVILLE	2	10/03/18	D.E.V	19420			2,937.82	
452	00000	51800	CITY OF MARYVILLE	2	10/10/18	D.E.V	19457			12,095.15	
452	00000	51800	CITY OF MARYVILLE	2	10/18/18	D.E.V	10559			366.41	
452	00000	51800	CITY OF ALCOA	2	10/23/18	D.E.V	10607			6,906.01	
452	00000	51800	CITY OF MARYVILLE	2	10/23/18	D.E.V	10606			35,507.00	
452	00000	51800	CITY OF MARYVILLE	2	11/05/18	D.E.V	10687			31,569.13	
452	00000	51800	CITY OF MARYVILLE	2	11/07/18	D.E.V	10746			10,769.24	
452	00000	51800	CITY OF MARYVILLE	2	11/13/18	D.E.V	10790			471.51	
452	00000	51800	CITY OF MARYVILLE	2	11/19/18	D.E.V	10825			202.75	
452	00000	51800	CITY OF ALCOA	2	11/19/18	D.E.V	10826			2,089.00	
452	00000	51800	CITY OF MARYVILLE	2	11/27/18	D.E.V	10881			141.54	
452	00000	51800	CITY OF ALCOA	2	11/27/18	D.E.V	10856			6,538.32	
452	00000	51800	CITY OF MARYVILLE	2	12/03/18	D.E.V	10923			33,767.97	
452	00000	51800	089135 BLT CO HISTORICAL MUSEUM	2	12/03/18	C.R.	89135			696.97-	
452	00000	51800	CITY OF MARYVILLE	2	12/05/18	D.E.V	10950			368.31	
452	00000	51800	CITY OF MARYVILLE	2	12/10/18	D.E.V	10962			426.14	
452	00000	51800	CITY OF MARYVILLE	2	12/11/18	D.E.V	11004			9,585.05	
452	00000	51800	ATMOS ENERGY	2	12/11/18	D.E.V	11005			3,112.38	
452	00000	51800	CITY OF MARYVILLE	2	12/17/18	D.E.V	11032			157.55	
452	00000	51800	CITY OF ALCOA	2	12/19/18	D.E.V	11072			1,875.54	
452	00000	51800	CITY OF ALCOA	2	12/27/18	D.E.V	20156			6,256.71	
452	00000	51800	CITY OF MARYVILLE	2	12/27/18	D.E.V	20155			563.29	
452	00000	51800	089341 BLT CO HISTORICAL MUSEUM	2	12/28/18	C.R.	89341			554.58-	
	00000				PROJ TOT: BEG.		0.00	637,000.00		282,741.72	
									0.00		354,258.28

REPORT 200-104 FUND ACCOUNTING SYSTEM

DETAILED DISTRIBUTION LISTING JULY 01, 2018 THRU DECEMBER 31, 2018

EXPENDITURES SUB LEDGER FUND 101: GENERAL GOVERNMENT

OBJECT	PROJ	C.C.	----------MEMO----------	ST	DATE	SOURCE	REF NO.	APP	REQ/ENC	EXP	BALANCE
452	00000	UTILITIES		OBJ TOT:	BEG.			0.00	637,000.00	282,741.72	0.00 354,258.28
		COUNTY BUILDINGS		CC TOT:	BEG.			0.00	637,000.00	282,741.72	0.00 354,258.28

REPORT 200-104 FUND ACCOUNTING SYSTEM

DETAILED DISTRIBUTION LISTING JULY 01, 2018 THRU DECEMBER 31, 2018

EXPENDITURES SUB LEDGER FUND 101: GENERAL GOVERNMENT

OBJECT	PROJ	C.C.	----------MEMO----------	ST	DATE	SOURCE	REF NO.	APP	REQ/ENC	EXP	BALANCE
452	00000	55110	UPDATE APPRO-FISCAL YEAR 18-19	4	07/01/18	J.E.	540	50,000.00			
452	00000	55110	REV AP ACCRUAL	2	07/01/18	J.E.	18001220			3,659.25-	
452	00000	55110	CITY OF MARYVILLE	2	07/11/18	D.E.V	18769			3,659.25	
452	00000	55110	ATMOS ENERGY	2	07/31/18	D.E.V	19617			47.08	
452	00000	55110	CITY OF MARYVILLE	2	08/09/18	D.E.V	18969			4,078.38	
452	00000	55110	ATMOS ENERGY	2	08/23/18	D.E.V	19126			46.34	
452	00000	55110	CITY OF MARYVILLE	2	09/12/18	D.E.V	19264			3,802.67	
452	00000	55110	ATMOS ENERGY	2	09/26/18	D.E.V	19382			44.81	
452	00000	55110	CITY OF MARYVILLE	2	10/11/18	D.E.V	19476			3,733.39	
452	00000	55110	ATMOS ENERGY	2	10/23/18	D.E.V	10605			47.12	
452	00000	55110	CITY OF MARYVILLE	2	11/19/18	D.E.V	10821			3,942.53	
452	00000	55110	ATMOS ENERGY	2	11/28/18	D.E.V	10904			40.95	
452	00000	55110	CITY OF MARYVILLE	2	12/11/18	D.E.V	11011			4,246.17	
452	00000	55110	ATMOS ENERGY	2	12/27/18	D.E.V	20152			43.62	
	00000				PROJ TOT: BEG.		0.00	50,000.00	0.00	20,073.06	29,926.94
452	00000	UTILITIES			OBJ TOT: BEG.		0.00	50,000.00	0.00	20,073.06	29,926.94
		LOCAL HEALTH CENTER			CC TOT: BEG.		0.00	50,000.00	0.00	20,073.06	29,926.94

REPORT 200-104 FUND ACCOUNTING SYSTEM

DETAILED DISTRIBUTION LISTING JULY 01, 2018 THRU DECEMBER 31, 2018

EXPENDITURES SUB LEDGER FUND 101: GENERAL GOVERNMENT

OBJECT	PROJ	C.C.	----------MEMO----------	ST	DATE	SOURCE	REF NO.	APP	REQ/ENC	EXP	BALANCE
452	00000	55120	UPDATE APPRO-FISCAL YEAR 18-19	4	07/01/18	J.E.	540	6,000.00			
452	00000	55120	CITY OF ALCOA	2	07/25/18	D.E.V	18912			18.50	
452	00000	55120	CITY OF ALCOA	2	08/22/18	D.E.V	19101			16.50	
452	00000	55120	CITY OF ALCOA	2	09/19/18	D.E.V	19336			22.50	
452	00000	55120	CITY OF ALCOA	2	11/07/18	D.E.V	10743			15.50	
	00000			PROJ TOT: BEG.			0.00	6,000.00		73.00	
									0.00		5,927.00
452	00000	UTILITIES		OBJ TOT: BEG.			0.00	6,000.00		73.00	
									0.00		5,927.00
		RABIES/ANIMAL CONTROL		CC TOT: BEG.			0.00	6,000.00		73.00	
									0.00		5,927.00

REPORT 200-104 FUND ACCOUNTING SYSTEM

DETAILED DISTRIBUTION LISTING JULY 01, 2018 THRU DECEMBER 31, 2018

EXPENDITURES SUB LEDGER FUND 101: GENERAL GOVERNMENT

OBJECT	PROJ	C.C.	----------MEMO----------	ST	DATE	SOURCE	REF NO.	APP	REQ/ENC	EXP	BALANCE
			GENERAL GOVERNMENT	FND TOT: BEG.				0.00	693,000.00	302,887.78	0.00 390,112.22

REPORT 200-104 FUND ACCOUNTING SYSTEM

DETAILED DISTRIBUTION LISTING JULY 01, 2018 THRU DECEMBER 31, 2018

EXPENDITURES SUB LEDGER FUND 115: PUBLIC LIBRARY

OBJECT	PROJ	C.C.	----------MEMO----------	ST	DATE	SOURCE	REF NO.	APP	REQ/ENC	EXP	BALANCE
452	00000	56500	UPDATE APPRO-FISCAL YEAR 18-19	4	07/01/18	J.E.	540	210,000.00			
452	00000	56500	REV AP ACCRUAL	2	07/01/18	J.E.	18001221			7,569.89-	
452	00000	56500	REV AP ACCRUAL	2	07/01/18	J.E.	18001221			22.05-	
452	00000	56500	CITY OF MARYVILLE	2	07/18/18	D.E.V	19520			15,139.77	
452	00000	56500	ATMOS ENERGY	2	07/18/18	D.E.V	19519			44.10	
452	00000	56500	ATMOS ENERGY	2	08/22/18	D.E.V	19732			44.10	
452	00000	56500	CITY OF MARYVILLE	2	08/22/18	D.E.V	19729			15,330.63	
452	00000	56500	CITY OF MARYVILLE	2	09/27/18	D.E.V	19881			14,561.07	
452	00000	56500	ATMOS ENERGY	2	10/03/18	D.E.V	19924			44.10	
452	00000	56500	CITY OF MARYVILLE	2	10/24/18	D.E.V	19958			13,964.44	
452	00000	56500	ATMOS ENERGY	2	10/24/18	D.E.V	19959			40.95	
452	00000	56500	ATMOS ENERGY	2	11/20/18	D.E.V	20032			1,482.14	
452	00000	56500	CITY OF MARYVILLE	2	11/20/18	D.E.V	20033			12,735.67	
452	00000	56500	COVER REPLACEMENT HIRE	4	11/29/18	J.E.	18002595	3,563.00-			
452	00000	56500	CITY OF MARYVILLE	2	12/19/18	D.E.V	20135			12,715.41	
452	00000	56500	ATMOS ENERGY	2	12/19/18	D.E.V	20134			2,214.85	
	00000				PROJ TOT: BEG.		0.00	206,437.00	0.00	80,725.29	125,711.71
452	00000	UTILITIES			OBJ TOT: BEG.		0.00	206,437.00	0.00	80,725.29	125,711.71
LIBRARIES					CC TOT: BEG.		0.00	206,437.00	0.00	80,725.29	125,711.71
PUBLIC LIBRARY					FND TOT: BEG.		0.00	206,437.00	0.00	80,725.29	125,711.71

REPORT 200-104 FUND ACCOUNTING SYSTEM

DETAILED DISTRIBUTION LISTING JULY 01, 2018 THRU DECEMBER 31, 2018

EXPENDITURES SUB LEDGER FUND 131: HIGHWAY/PUBLIC WORKS FUND

OBJECT	PROJ	C.C.	----------MEMO----------	ST	DATE	SOURCE	REF NO.	APP	REQ/ENC	EXP	BALANCE

DETAILED DISTRIBUTION LISTING JULY 01, 2018 THRU DECEMBER 31, 2018

EXPENDITURES SUB LEDGER FUND 141: GENERAL PURPOSE SCHOOL

OBJECT	PROJ	C.C.	----------MEMO----------	ST	DATE	SOURCE	REF NO.	APP	REQ/ENC	EXP	BALANCE

DETAILED DISTRIBUTION LISTING JULY 01, 2018 THRU DECEMBER 31, 2018

EXPENDITURES SUB LEDGER FUND 189: GENERAL CONSTRUCTION PROJECTS

OBJECT	PROJ	C.C.	----------MEMO----------	ST	DATE	SOURCE	REF NO.	APP	REQ/ENC	EXP	BALANCE

DETAILED DISTRIBUTION LISTING JULY 01, 2018 THRU DECEMBER 31, 2018

EXPENDITURES SUB LEDGER FUND 264: EMPLOYEE BENEFIT FUND - HEALTH & LIFE

OBJECT	PROJ	C.C.	----------MEMO----------	ST	DATE	SOURCE	REF NO.	APP	REQ/ENC	EXP	BALANCE

REPORT 200-104 FUND ACCOUNTING SYSTEM

DETAILED DISTRIBUTION LISTING JULY 01, 2018 THRU DECEMBER 31, 2018

EXPENDITURES SUB LEDGER FUND 307: JUDICIAL DISTRICT DRUG

OBJECT	PROJ	C.C.	----------MEMO----------	ST	DATE	SOURCE	REF NO.	APP	REQ/ENC	EXP	BALANCE

REPORT 200-104 FUND ACCOUNTING SYSTEM

DETAILED DISTRIBUTION LISTING JULY 01, 2018 THRU DECEMBER 31, 2018

EXPENDITURES SUB LEDGER FUND 363: JUDICIAL DRUG FUND

OBJECT	PROJ	C.C.	----------MEMO----------	ST	DATE	SOURCE	REF NO.	APP	REQ/ENC	EXP	BALANCE
452	00000	54150	UPDATE APPRO-FISCAL YEAR 18-19	4	07/01/18	J.E.	540	7,000.00			
452	00000	54150	CITY OF MARYVILLE	2	07/12/18	D.E.V	19508			519.81	
452	00000	54150	CITY OF MARYVILLE	2	08/15/18	D.E.V	19688			551.36	
452	00000	54150	CITY OF MARYVILLE	2	09/19/18	D.E.V	19864			467.69	
452	00000	54150	CITY OF MARYVILLE	2	10/10/18	D.E.V	19931			364.25	
452	00000	54150	CITY OF MARYVILLE	2	11/14/18	D.E.V	10813			276.47	
452	00000	54150	CITY OF MARYVILLE	2	12/13/18	D.E.V	20112			290.12	
452	00000	UTILITIES		OBJ TOT: BEG.			0.00	7,000.00		2,469.70	
									0.00		4,530.30
		DRUG ENFORCEMENT		CC TOT: BEG.			0.00	7,000.00		2,469.70	
									0.00		4,530.30
		JUDICIAL DRUG FUND		FND TOT: BEG.			0.00	7,000.00		2,469.70	
									0.00		4,530.30

REVENUES

YEAR-TO-DATE

JANUARY 02, 2019 REVENUE COMPARISON REPORT TERM 052 AGENCY 001 BLOUNT COUNTY
JANUARY 02, 2019 REVENUE COMPARISON REPORT TERM 052 AGENCY 001 BLOUNT COUNTY
JANUARY 02, 2019 REVENUE COMPARISON REPORT TERM 052 AGENCY 001 BLOUNT COUNTY
JANUARY 02, 2019 REVENUE COMPARISON REPORT TERM 052 AGENCY 001 BLOUNT COUNTY
JANUARY 02, 2019 REVENUE COMPARISON REPORT TERM 052 AGENCY 001 BLOUNT COUNTY

F/280 REQUEST BY ANGELIE REVENUE COMPARISON REPORT REQUEST

ACCOUNT NO AS OF 12 18 RPT ABCDXFGHIJ

REPORT LEGEND

A - ACTUAL COLLECTIONS-TO-DATE TO ESTIMATED REVENUE FOR FISCAL YEAR
B - ACTUAL COLLECTIONS TO DATE TO ESTIMATED REVENUE TO DATE
C - ACTUAL MONTHLY COLLECTIONS TO ESTIMATED MONTHLY REVENUE
D - CURRENT YEAR-TO-DATE TO PRIOR YEAR-TO-DATE
E - MONTH END REVENUE REPORT
F - *OPEN*
G - *OPEN*
H - *OPEN*
I - *OPEN*
J - *OPEN*

JANUARY 02, 2019 REVENUE COMPARISON REPORT TERM 052 AGENCY 001 BLOUNT COUNTY
JANUARY 02, 2019 REVENUE COMPARISON REPORT TERM 052 AGENCY 001 BLOUNT COUNTY
JANUARY 02, 2019 REVENUE COMPARISON REPORT TERM 052 AGENCY 001 BLOUNT COUNTY
JANUARY 02, 2019 REVENUE COMPARISON REPORT TERM 052 AGENCY 001 BLOUNT COUNTY
JANUARY 02, 2019 REVENUE COMPARISON REPORT TERM 052 AGENCY 001 BLOUNT COUNTY

REPORT 280-105 FUND 101: GENERAL GOVERNMENT

R E V E N U E C O M P A R I S O N R E P O R T

CURRENT YEAR-TO-DATE TO PRIOR YEAR-TO-DATE
THRU THE MONTH OF DECEMBER 2018

FND	OBJECT	PROJ	ACCOUNT TITLE	ESTIMATED REVENUE	COLLECTIONS TO DATE THIS MONTH	COLLECTIONS TO DATE THIS YEAR	UNREALIZED BALANCE	LAST YEAR
101	40110		CURRENT PROPERTY TAX	30,140,000.00	0.00	24,585,598.10	5,554,401.90	24,740,531.60
101	40115		DISCOUNT ON PROPERTY TAXES	527,450.00-	0.00	479,412.93-	48,037.07-	431,153.35-
101	40120		TRUSTEE'S COLLECTIONS-PRIOR YEAR	540,000.00	0.00	251,761.33	288,238.67	268,851.35
101	40125		TRUSTEE'S COLLECTIONS - BANKRUPTCY	135,000.00	0.00	110,482.19	24,517.81	139,862.24
101	40130		CIRCUIT CLERK/CLK & MASTER COLLEC-PR	242,204.00	7,702.90	99,092.93	143,111.07	98,564.69
101	40140		INTEREST & PENALTY	90,000.00	0.00	27,393.92	62,606.08	33,799.45
101	40163		PAYMENTS IN LIEU OF TAXES-OTHER	1,466,857.00	0.00	1,324,066.88	142,790.12	1,158,478.88
101	40220		HOTEL MOTEL TAX	701,000.00	124,312.99	471,421.82	229,578.18	414,644.09
101	40250		LITIGATION TAX-GENERAL	368,748.00	31,427.16	173,569.20	195,178.80	164,105.64
101	40268		LITIGATION TAX - COURTROOM SECURITY	147,850.00	12,578.53	71,527.71	76,322.29	65,801.55
101	40270		BUSINESS TAX	575,000.00	13,232.31	59,830.81	515,169.19	63,581.98
101	40275		MIXED DRINK TAX	120,000.00	14,726.75	54,980.50	65,019.50	44,492.17
101	40320		BANK EXCISE TAX	140,000.00	0.00	0.00	140,000.00	0.00
101	40330		WHOLESALE BEER TAX	235,000.00	20,504.12	115,457.81	119,542.19	117,050.56
			**********LOCAL TAXES**********	34,374,209.00	224,484.76	26,865,770.27	7,508,438.73	26,878,610.85
101	41140		CABLE TV FRANCHISE	550,000.00	0.00	129,257.34	420,742.66	209,863.09
101	41520		BUILDING PERMITS	529,500.00	16,754.00	223,187.00	306,313.00	194,152.00
101	41590		OTHER PERMITS - STORMWATER FEES	2,200.00	0.00	0.00	2,200.00	0.00
			**********LICENSES AND PERMITS*****	1,081,700.00	16,754.00	352,444.34	729,255.66	404,015.09
101	42120		CIRCUIT COURT- OFFICERS COSTS - EQUI	7,300.00	1,342.60	5,266.45	2,033.55	4,910.14
101	42141		DRUG COURT FEES - CIRCUIT	20,000.00	2,225.32	11,159.41	8,840.59	7,856.91
101	42180		DUI TREATMENT FINES - EXCESS	1,750.00	190.00	403.75	1,346.25	617.47
101	42190		DATA ENTRY FEE - CIRCUIT COURT	109,700.00	8,825.44	52,622.66	57,077.34	46,206.00
101	42210		CRIMINAL COURT - FINES	5,385.00	1,248.66	2,120.54	3,264.46	2,256.49
101	42220		CRIMINAL COURT -OFFICERS COST CIRUIT	42,765.00	4,499.59	19,552.94	23,212.06	17,352.90
101	42292		VICTIMS ASSISTANCE ASSESSMENTS	7,902.00	633.76	2,939.49	4,962.51	3,269.05
101	42310		GENERAL SESSIONS COURT - FINES	54,950.00	2,201.03	16,166.85	38,783.15	25,867.32
101	42320		OFFICERS COST-SESSIONS COURT	802,227.00	62,338.72	357,233.97	444,993.03	344,300.80
101	42330		GAME & FISH FINES-SESSIONS COURT	48.00	4.83	21.57	26.43	25.75
101	42350		JAIL FEES-SESSIONS COURT	25,357.00	3,954.76	12,531.39	12,825.61	10,938.89
101	42360		DISTRICT ATTY GENERAL FEES	51,593.00	3,599.60	21,378.74	30,214.26	24,136.98
101	42380		COUNTY TAX ON DWI-SESSIONS COURT	16,000.00	802.16	3,328.70	12,671.30	6,520.80
101	42391		COURTROOM SECURITY FEE	24,376.00	1,766.54	10,705.70	13,670.30	10,319.10
101	42392		VICTIMS ASSISTANCE ASSESSMENTS	39,654.00	3,031.76	15,107.01	24,546.99	17,124.80
101	42410		JUVENILE COURT FINES	9,500.00	816.10	5,875.70	3,624.30	5,399.40
101	42441		DRUG COURT FEES	1,000.00	28.50	228.95	771.05	380.00
101	42520		OFFICERS COST-CHANCERY COURT	4,500.00	472.43	3,635.28	864.72	1,111.03
101	42990		OTHER FINES, FORF, & PENALTIES-RURAL	15,000.00	0.00	70,000.00	55,000.00-	8,725.00
			*****FINES, FORFEITURES AND PENALTIE	1,239,007.00	97,981.80	610,279.10	628,727.90	537,318.83

REPORT 280-105 FUND 101: GENERAL GOVERNMENT

R E V E N U E C O M P A R I S O N R E P O R T

CURRENT YEAR-TO-DATE TO PRIOR YEAR-TO-DATE
THRU THE MONTH OF DECEMBER 2018

FND	OBJECT	PROJ	ACCOUNT TITLE	ESTIMATED REVENUE	COLLECTIONS TO DATE THIS MONTH	COLLECTIONS TO DATE THIS YEAR	UNREALIZED BALANCE	LAST YEAR
101	43190		OTHER GENERAL SERVICE CHARGES	205,750.00	12,175.00	78,085.00	127,665.00	94,516.00
101	43350		FEES COPIER	5,000.00	727.45	3,086.85	1,913.15	2,588.50
101	43370		FEES TELEPHONE COMMISSIONS	100,000.00	24,907.98	49,435.76	50,564.24	22,657.74
101	43392		FEES-REG OF DEEDS DATA PROCESSING	42,000.00	3,416.00	19,212.00	22,788.00	19,104.00
101	43393		FEES PROBATION	518,600.00	35,888.22	221,370.10	297,229.90	227,995.31
101	43395		FEES SEX OFFENDER REGISTRY	15,000.00	1,500.00	7,350.00	7,650.00	5,700.00
101	43396		FEES DATA PROCESSING CLERK AND MASTE	14,900.00	923.00	5,489.00	9,411.00	4,631.00
101	43399		ELECTRONIC INSURANCE VERIFICATION	0.00	125.00	765.00	765.00-	0.00
101	43990		EDUCATION CHARGES OTHER CHARGES FOR	5,500.00	41.13	878.68	4,621.32	2,238.81
			*******CHARGES FOR CURRENT SERVICES*	906,750.00	79,703.78	385,672.39	521,077.61	379,431.36
101	44110		RECURRING ITEMS INVESTMENT INCOME	350,000.00	74,735.92	220,205.72	129,794.28	105,416.57
101	44120		RECURRING ITEMS LEASE RENTALS	300.00	0.00	275.00	25.00	150.00
101	44130		RECURRING ITEMS SALE OF MATERIAL& SU	1,500.00	0.00	2,071.01	571.01-	717.58
101	44140		RECURRING ITEMS SALE OF MAPS	400.00	328.30	453.63	53.63-	23.00
101	44145		SALE OF RECYCLE MATERIALS	1,000.00	0.00	0.00	1,000.00	0.00
101	44170		RECURRING ITEMS MISCELLANEOUS ITEMS	37,000.00	0.00	6,600.47	30,399.53	14,676.06
101	44530		NONRECURRING ITEMS SALE OF EQUIPMENT	1,650.00	0.00	1,308.00	342.00	825.77
101	44540		NONRECURRING ITEMS SALE OF PROPERTY	10,000.00	0.00	4,290.10	5,709.90	10,751.00
101	44560		NONRECURRING ITEMS DAMAGES RECOVER-I	3,000.00	0.00	476.58	2,523.42	1,420.00
101	44570		NONRECURRING ITEMS CONTRIBUTION AND	350.00	0.00	467.76	117.76-	145.26
101	44990		OTHER LOCAL REVENUES	262,475.00	8,582.48	48,848.39	213,626.61	57,601.22
			**********OTHER LOCAL REVENUES*****	667,675.00	83,646.70	284,996.66	382,678.34	191,726.46
101	45510		EXCESS FEES COUNTY CLERK	1,375,350.00	94,317.69	542,419.09	832,930.91	507,155.42
101	45520		EXCESS FEES CIRCUIT COURT CLERK	507,895.00	38,647.39	234,790.24	273,104.76	225,635.57
101	45540		EXCESS FEES GENERAL SESSIONS COURT C	2,102,668.00	167,720.11	963,085.84	1,139,582.16	921,901.36
101	45550		EXCESS FEES CLERK & MASTER	410,081.00	26,900.25	139,001.06	271,079.94	154,493.10
101	45580		EXCESS FEES REGISTER	690,125.00	55,212.89	313,460.24	376,664.76	306,865.32
101	45590		EXCESS FEES SHERIFF-SALARY REIMBURSE	90,000.00	2,799.10	45,599.78	44,400.22	36,669.79
101	45610		EXCESS FEES TRUSTEE	2,525,000.00	0.00	1,776,548.24	748,451.76	1,841,868.88
			***FEES RECEIVED FROM COUNTY OFFICIA	7,701,119.00	385,597.43	4,014,904.49	3,686,214.51	3,994,589.44
101	46110		GENERAL GOVENMT.GRANTS JUVENILE SERV	9,000.00	0.00	0.00	9,000.00	0.00
101	46310		HEALTH DEPARTMENT PROGRAMS	928,367.00	0.00	281,900.91	646,466.09	398,655.82
101	46430		PUBLIC WORKS GRANTS - LITTER PROGRAM	54,000.00	7,717.80	30,511.11	23,488.89	28,324.68
101	46820		OTHER STATE REVENUES - INCOME TAX	133,250.00	0.00	0.00	133,250.00	0.00
101	46830		BEER TAX	18,500.00	0.00	9,734.36	8,765.64	9,654.06
101	46835		VEHICLE CERTIFICATION OF TITLE FEES	64,726.00	8,936.00	60,018.00	4,708.00	45,890.00
101	46840		ALCOHOLIC BEVERAGE TAX	200,000.00	0.00	48,131.94	151,868.06	46,544.91
101	46852		TELECOM PRIVILEGE	0.00	3,050.74	16,267.70	16,267.70-	0.00

REPORT 280-105 FUND 101: GENERAL GOVERNMENT

R E V E N U E C O M P A R I S O N R E P O R T

CURRENT YEAR-TO-DATE TO PRIOR YEAR-TO-DATE
THRU THE MONTH OF DECEMBER 2018

FND	OBJECT	PROJ	ACCOUNT TITLE	ESTIMATED REVENUE	COLLECTIONS TO DATE THIS MONTH	COLLECTIONS TO DATE THIS YEAR	UNREALIZED BALANCE	LAST YEAR
101	46915		CONTRACTED PRISONER BOARD	1,500,000.00	185,991.00	925,197.00	574,803.00	543,972.00
101	46960		REGISTRAR'S SALARY SUPPLEMENT	18,000.00	3,791.00	7,582.00	10,418.00	7,582.00
101	46980		OTHER STATE GRANTS	210,000.00	21,776.35	61,420.73	148,579.27	98,859.67
101	46990		OTHER STATE REVENUES	21,380.00	1,615.30	6,756.06	14,623.94	8,144.39
			**********STATE OF TENNESSEE******	3,157,223.00	232,878.19	1,447,519.81	1,709,703.19	1,187,627.53
101	47100		FEDERAL THROUGH STATE	36,701.00	0.00	0.00	36,701.00	0.00
101	47590		OTHER FEDERAL THROUGH STATE	766,841.00	96,225.87	271,306.59	495,534.41	84,821.37
101	47715		TAX CREDIT BOND REBATE	670,000.00	0.00	338,538.16	331,461.84	335,239.32
101	47990		OTHER DIRECT FEDERAL REVENUE	2,250,000.00	227,775.00	1,170,315.93	1,079,684.07	1,116,569.36
			**********FEDERAL GOVERNMENT******	3,723,542.00	324,000.87	1,780,160.68	1,943,381.32	1,536,630.05
101	48110		PRISONER BOARD	2,500.00	0.00	15,750.00	13,250.00-	1,680.00
101	48140		CONTRACTED SERVICES	40,750.00	7,046.00	17,756.40	22,993.60	6,410.00
101	48610		DONATIONS	196,398.00	410.40	21,600.40	174,797.60	76,028.60
101	48990		OTHER	2,754,529.81	0.00	77,000.00	2,677,529.81	68,800.00
			**OTHER GOVERNMENTS AND CITIZENS GRO	2,994,177.81	7,456.40	132,106.80	2,862,071.01	152,918.60
101	49700		INSURANCE RECOVERY	0.00	22,589.29	22,589.29	22,589.29-	8,395.74
101	49800		OPERATING TRANSFERS	233,507.00	0.00	0.00	233,507.00	0.00
			*******OTHER SOURCES (NON-REVENUE)**	233,507.00	22,589.29	22,589.29	210,917.71	8,395.74
			FUND TOTAL	56,078,909.81	1,475,093.22	35,896,443.83	20,182,465.98	35,271,263.95

REPORT 280-105 FUND 111: FEDERAL REVENUE SHARING FUND

R E V E N U E C O M P A R I S O N R E P O R T

CURRENT YEAR-TO-DATE TO PRIOR YEAR-TO-DATE
THRU THE MONTH OF DECEMBER 2018

FND	OBJECT	PROJ	ACCOUNT TITLE	ESTIMATED REVENUE	COLLECTIONS TO DATE THIS MONTH	COLLECTIONS TO DATE THIS YEAR	UNREALIZED BALANCE	LAST YEAR

REPORT 280-105 FUND 112: COURTHOUSE & JAIL MAINT FUND

R E V E N U E C O M P A R I S O N R E P O R T

CURRENT YEAR-TO-DATE TO PRIOR YEAR-TO-DATE
THRU THE MONTH OF DECEMBER 2018

FND	OBJECT	PROJ	---------- ACCOUNT TITLE----------	ESTIMATED REVENUE	-------COLLECTIONS TO DATE------ THIS MONTH	THIS YEAR	UNREALIZED BALANCE	LAST YEAR
112	40260		LITIGATON TAX-SPECIAL PURPOSE	990.00	120.90	598.92	391.08	523.59
112	40266		CIRCUIT COURT EQUITY DIVISION	198,110.00	16,194.60	93,157.98	104,952.02	85,629.05
			**********LOCAL TAXES**********	199,100.00	16,315.50	93,756.90	105,343.10	86,152.64
			FUND TOTAL	199,100.00	16,315.50	93,756.90	105,343.10	86,152.64

REPORT 280-105 FUND 114: LAW LIBRARY

R E V E N U E C O M P A R I S O N R E P O R T

CURRENT YEAR-TO-DATE TO PRIOR YEAR-TO-DATE
THRU THE MONTH OF DECEMBER 2018

FND	OBJECT	PROJ	---------- ACCOUNT TITLE----------	ESTIMATED REVENUE	-------COLLECTIONS TO DATE------ THIS MONTH	THIS YEAR	UNREALIZED BALANCE	LAST YEAR
114	40260		LITIGATION TAX	10,430.00	829.09	4,555.66	5,874.34	4,167.10
			**********LOCAL TAXES**********	10,430.00	829.09	4,555.66	5,874.34	4,167.10
			FUND TOTAL	10,430.00	829.09	4,555.66	5,874.34	4,167.10

REPORT 280-105 FUND 115: PUBLIC LIBRARY

R E V E N U E C O M P A R I S O N R E P O R T

CURRENT YEAR-TO-DATE TO PRIOR YEAR-TO-DATE
THRU THE MONTH OF DECEMBER 2018

FND	OBJECT	PROJ	---------- ACCOUNT TITLE----------	ESTIMATED REVENUE	-------COLLECTIONS TO DATE------ THIS MONTH	THIS YEAR	UNREALIZED BALANCE	LAST YEAR
115	43350		COPY FEES	23,000.00	1,187.40	10,885.08	12,114.92	9,453.86
115	43360		LIBRARY FEES	80,000.00	4,077.64	32,095.40	47,904.60	30,218.30
			*******CHARGES FOR CURRENT SERVICES*	103,000.00	5,265.04	42,980.48	60,019.52	39,672.16
115	44110		INTEREST EARNED	7,500.00	2,201.09	7,825.08	325.08-	3,943.54
115	44530		SALE OF EQUIPMENT	0.00	606.00	606.00	606.00-	0.00
115	44570		CONTRIBUTIONS & GIFTS	1,500.00	470.00	770.00	730.00	332.40
115	44990		OTHER LOCAL REVENUES	148,000.00	6,432.37	62,672.59	85,327.41	62,514.37
			***********OTHER LOCAL REVENUES*****	157,000.00	9,709.46	71,873.67	85,126.33	66,790.31
115	46190		OTHER GENERAL GOVERNMENT GRANTS	20,000.00	0.00	0.00	20,000.00	0.00
			************STATE OF TENNESSEE******	20,000.00	0.00	0.00	20,000.00	0.00
115	48140		CITY OF MARYVILLE	1,096,283.00	0.00	548,141.50	548,141.50	532,465.00
115	48610		DONATIONS	0.00	3.25	922.59	922.59-	40,733.68
			**OTHER GOVERNMENTS AND CITIZENS GRO	1,096,283.00	3.25	549,064.09	547,218.91	573,198.68
115	49800		OPERATING TRANSFERS	1,096,283.00	0.00	548,141.50	548,141.50	532,465.00
			*******OTHER SOURCES (NON-REVENUE)**	1,096,283.00	0.00	548,141.50	548,141.50	532,465.00
			FUND TOTAL	2,472,566.00	14,977.75	1,212,059.74	1,260,506.26	1,212,126.15

REPORT 280-105 FUND 120: LOCAL PURPOSE TAX

R E V E N U E C O M P A R I S O N R E P O R T

CURRENT YEAR-TO-DATE TO PRIOR YEAR-TO-DATE
THRU THE MONTH OF DECEMBER 2018

FND	OBJECT	PROJ	ACCOUNT TITLE	ESTIMATED REVENUE	COLLECTIONS TO DATE THIS MONTH	COLLECTIONS TO DATE THIS YEAR	UNREALIZED BALANCE	LAST YEAR

REPORT 280-105 FUND 121: SPECIAL PURPOSE SPECIAL REVENUE FUND

R E V E N U E C O M P A R I S O N R E P O R T

CURRENT YEAR-TO-DATE TO PRIOR YEAR-TO-DATE
THRU THE MONTH OF DECEMBER 2018

FND	OBJECT	PROJ	ACCOUNT TITLE	ESTIMATED REVENUE	COLLECTIONS TO DATE THIS MONTH	COLLECTIONS TO DATE THIS YEAR	UNREALIZED BALANCE	LAST YEAR

REPORT 280-105 FUND 122: DRUG CONTROL

R E V E N U E C O M P A R I S O N R E P O R T

CURRENT YEAR-TO-DATE TO PRIOR YEAR-TO-DATE
THRU THE MONTH OF DECEMBER 2018

FND	OBJECT	PROJ	---------- ACCOUNT TITLE----------	ESTIMATED REVENUE	-------COLLECTIONS TO DATE------ THIS MONTH	THIS YEAR	UNREALIZED BALANCE	LAST YEAR
122	42140		DRUG CONTROL FINES - CIRCUIT COURT	977.00	95.00	1,030.77	53.77-	565.25
122	42340		DRUG CONTROL FINES - SESSIONS COURT	10,859.00	1,105.56	7,448.24	3,410.76	4,639.08
122	42910		PROCEEDS FR CONFISCATED PROPERTY	10,000.00	450.00	450.00	9,550.00	0.00
			*****FINES, FORFEITURES AND PENALTIE	21,836.00	1,650.56	8,929.01	12,906.99	5,204.33
122	43370		TELEPHONE COMMISSIONS	45,000.00	24,907.97	49,435.74	4,435.74-	22,657.73
			*******CHARGES FOR CURRENT SERVICES*	45,000.00	24,907.97	49,435.74	4,435.74-	22,657.73
122	44110		RECURRING ITEMS - INVESTMENT INCOME	13,000.00	2,998.06	12,895.23	104.77	6,492.39
			**********OTHER LOCAL REVENUES*****	13,000.00	2,998.06	12,895.23	104.77	6,492.39
122	47700		ASSET FORFEITURE FUNDS	15,000.00	0.00	0.00	15,000.00	0.00
			**********FEDERAL GOVERNMENT******	15,000.00	0.00	0.00	15,000.00	0.00
122	48130		CONTRIBUTIONS	0.00	0.00	0.00	0.00	42.00
122	48990		OTHER	190,164.00	0.00	0.00	190,164.00	0.00
			**OTHER GOVERNMENTS AND CITIZENS GRO	190,164.00	0.00	0.00	190,164.00	42.00
			FUND TOTAL	285,000.00	29,556.59	71,259.98	213,740.02	34,396.45

REPORT 280-105 FUND 126: DISTRICT ATTORNEY GENERAL

R E V E N U E C O M P A R I S O N R E P O R T

CURRENT YEAR-TO-DATE TO PRIOR YEAR-TO-DATE
THRU THE MONTH OF DECEMBER 2018

FND	OBJECT	PROJ	ACCOUNT TITLE	ESTIMATED REVENUE	COLLECTIONS TO DATE THIS MONTH	COLLECTIONS TO DATE THIS YEAR	UNREALIZED BALANCE	LAST YEAR

REPORT 280-105 FUND 128: DRUG COURT

R E V E N U E C O M P A R I S O N R E P O R T

CURRENT YEAR-TO-DATE TO PRIOR YEAR-TO-DATE
THRU THE MONTH OF DECEMBER 2018

FND	OBJECT	PROJ	ACCOUNT TITLE	ESTIMATED REVENUE	COLLECTIONS TO DATE THIS MONTH	COLLECTIONS TO DATE THIS YEAR	UNREALIZED BALANCE	LAST YEAR

REPORT 280-105 FUND 129: CONSTITUTIONAL OFFICERS FUND

R E V E N U E C O M P A R I S O N R E P O R T

CURRENT YEAR-TO-DATE TO PRIOR YEAR-TO-DATE
THRU THE MONTH OF DECEMBER 2018

FND	OBJECT	PROJ	ACCOUNT TITLE	ESTIMATED REVENUE	COLLECTIONS TO DATE THIS MONTH	COLLECTIONS TO DATE THIS YEAR	UNREALIZED BALANCE	LAST YEAR

REPORT 280-105 FUND 131: HIGHWAY/PUBLIC WORKS FUND

R E V E N U E C O M P A R I S O N R E P O R T

CURRENT YEAR-TO-DATE TO PRIOR YEAR-TO-DATE
THRU THE MONTH OF DECEMBER 2018

FND	OBJECT	PROJ	ACCOUNT TITLE	ESTIMATED REVENUE	COLLECTIONS TO DATE THIS MONTH	COLLECTIONS TO DATE THIS YEAR	UNREALIZED BALANCE	LAST YEAR
131	40162		PAYMENTS IN LIEU OF TAXES-LOCAL UTIL	220,000.00	0.00	0.00	220,000.00	0.00
131	40210		LOCAL OPTION SALES TAX	3,052,000.00	441,906.64	1,551,571.94	1,500,428.06	1,090,794.82
131	40280		MINERAL SEVERANCE TAX	65,000.00	0.00	24,126.81	40,873.19	25,987.27
			**********LOCAL TAXES**********	3,337,000.00	441,906.64	1,575,698.75	1,761,301.25	1,116,782.09
131	41140		CABLE TV FRANCHISE	240,000.00	0.00	240,000.00	0.00	166,712.33
131	41590		OTHER PERMITS	120,000.00	0.00	20,731.02	99,268.98	20,810.44
			**********LICENSES AND PERMITS*****	360,000.00	0.00	260,731.02	99,268.98	187,522.77
131	44110		INVESTMENT INCOME	30,000.00	5,728.46	28,667.76	1,332.24	12,925.50
131	44130		SALE OF MATERIALS & SUPPLIES	6,000.00	42.00	5,758.41	241.59	4,235.87
131	44145		SALE OF RECYCLED MATERIALS	7,000.00	0.00	1,424.35	5,575.65	7,115.80
131	44530		SALE OF EQUIPMENT	0.00	0.00	127.66	127.66-	18,368.46
131	44540		SALE OF PROPERTY	0.00	39,570.00	304,670.00	304,670.00-	125,258.51
			**********OTHER LOCAL REVENUES*****	43,000.00	45,340.46	340,648.18	297,648.18-	167,904.14
131	46420		STATE AID PROGRAM-ROADS	1,000,000.00	0.00	0.00	1,000,000.00	0.00
131	46920		GASOLINE & MOTOR FUEL TAX	3,162,989.00	293,177.34	1,202,724.75	1,960,264.25	1,149,003.39
131	46930		PETROLEUM SPECIAL TAX	73,000.00	7,396.43	29,585.80	43,414.20	29,585.80
131	46990		OTHER STATE REVENUES	0.00	0.00	0.00	0.00	3,309.88
			**********STATE OF TENNESSEE******	4,235,989.00	300,573.77	1,232,310.55	3,003,678.45	1,181,899.07
131	47590		OTHER FEDERAL-STATE	128,000.00	0.00	0.00	128,000.00	0.00
			**********FEDERAL GOVERNMENT******	128,000.00	0.00	0.00	128,000.00	0.00
131	48120		PAVING AND MAINTENANCE	5,000.00	0.00	2,105.00	2,895.00	7,832.00
131	48990		FUND BALANCE	1,191,564.27	0.00	0.00	1,191,564.27	0.00
			**OTHER GOVERNMENTS AND CITIZENS GRO	1,196,564.27	0.00	2,105.00	1,194,459.27	7,832.00
131	49700		INSURANCE RECOVERY	200.00	0.00	200.00	0.00	218.40
			*******OTHER SOURCES (NON-REVENUE)**	200.00	0.00	200.00	0.00	218.40
			FUND TOTAL	9,300,753.27	787,820.87	3,411,693.50	5,889,059.77	2,662,158.47

REPORT 280-105 FUND 141: GENERAL PURPOSE SCHOOL

R E V E N U E C O M P A R I S O N R E P O R T

CURRENT YEAR-TO-DATE TO PRIOR YEAR-TO-DATE
THRU THE MONTH OF DECEMBER 2018

FND	OBJECT	PROJ	ACCOUNT TITLE	ESTIMATED REVENUE	COLLECTIONS TO DATE THIS MONTH	COLLECTIONS TO DATE THIS YEAR	UNREALIZED BALANCE	LAST YEAR
141	40110		CURRENT PROPERTY TAX	21,720,000.00	0.00	17,628,247.00	4,091,753.00	17,928,303.08
141	40115		DISCOUNT ON PROPERTY TAXES	328,000.00-	0.00	343,702.70-	15,702.70	312,436.87-
141	40120		TRUSTEE'S COLLECTIONS-PRIOR YEAR	525,000.00	0.00	180,688.35	344,311.65	195,050.81
141	40125		TRUSTEE'S COLLECTIONS - BANKRUPTCY	125,000.00	0.00	79,217.52	45,782.48	101,351.61
141	40130		CIRCUIT COURT/CLERK & MASTER COLLECT	200,000.00	5,523.11	71,051.26	128,948.74	71,425.26
141	40140		INTEREST & PENALTY	115,000.00	0.00	19,678.42	95,321.58	24,512.10
141	40161		PAYMENTS IN LIEU OF TAXES-TVA	13,000.00	0.00	5,532.73	7,467.27	5,532.73
141	40162		PAYMENTS IN LIEU OF TAXES-LOCAL UTIL	190,000.00	0.00	0.00	190,000.00	0.00
141	40163		IN LIEU OF TAXES	14,000.00	0.00	0.00	14,000.00	0.00
141	40210		LOCAL OPTION SALES TAX	15,900,000.00	1,442,209.68	5,486,050.07	10,413,949.93	5,071,281.11
141	40270		BUSINESS TAX	503,000.00	9,488.69	42,900.60	460,099.40	46,068.14
141	40275		MIXED DRINK TAX	140,000.00	14,726.75	54,980.50	85,019.50	44,492.18
			**********LOCAL TAXES**********	39,117,000.00	1,471,948.23	23,224,643.75	15,892,356.25	23,175,580.15
141	41110		MARRIAGE LICENSES	5,500.00	459.37	2,773.04	2,726.96	2,632.73
			**********LICENSES AND PERMITS*****	5,500.00	459.37	2,773.04	2,726.96	2,632.73
141	43542		INSTRUCTIONAL SERVICES CONTRACT	46,000.00	0.00	0.00	46,000.00	0.00
141	43990		OTHER CHARGES-CHROMEBOOKS	136,000.00	0.00	14,472.00	121,528.00	45,115.00
			*******CHARGES FOR CURRENT SERVICES*	182,000.00	0.00	14,472.00	167,528.00	45,115.00
141	44110		INTEREST EARNED	175,000.00	39,610.11	94,357.72	80,642.28	46,118.77
141	44120		LEASE/RENTALS	13,500.00	0.00	7,200.00	6,300.00	8,400.00
141	44130		SALE OF MATERIAL & SUPPLIES	0.00	0.00	113.00	113.00-	0.00
141	44146		REFUND OF TELECOMMUNICATIONS/INTERNE	75,000.00	0.00	0.00	75,000.00	0.00
141	44530		SALE OF EQUIPMENT	12,000.00	0.00	72.66	11,927.34	14,178.51
141	44560		DAMAGES RECOVER-INDIVIDUALS	10,000.00	0.00	0.00	10,000.00	2,248.00
141	44570		CONTRIBUTIONS & GIFTS	50,000.00	0.00	2,750.00	47,250.00	50.00
141	44990		OTHER LOCAL REVENUES	108,000.00	14,311.06	52,546.05	55,453.95	39,525.04
			**********OTHER LOCAL REVENUES*****	443,500.00	53,921.17	157,039.43	286,460.57	110,520.32
141	46511		BASIC EDUCATION	48,050,000.00	4,795,300.00	23,976,500.00	24,073,500.00	23,468,000.00
141	46515		PRESCHOOL LOTTERY GRANT	597,000.00	52,743.63	230,305.71	366,694.29	225,784.86
141	46590		OTHER STATE EDUCATION FUNDS	213,000.00	41,454.32	68,896.09	144,103.91	47,973.47
141	46610		CAREER LADDER PROGRAM	250,000.00	0.00	126,054.54	123,945.46	125,415.06
141	46851		STATE REVENUE SHARING-TVA	1,478,000.00	0.00	384,500.44	1,093,499.56	363,682.36
141	46852		INTERSTATE TELECOMMUNICATION TAX	36,000.00	2,004.25	11,481.03	24,518.97	0.00
141	46980		OTHER STATE GRANTS	371,502.46	0.00	0.00	371,502.46	14,336.00
			**********STATE OF TENNESSEE******	50,995,502.46	4,891,502.20	24,797,737.81	26,197,764.65	24,245,191.75
141	47143		EDUCATION OF THE HANDICAPPED ACT 84.	235,000.00	0.00	118,493.25	116,506.75	132,405.62

REPORT 280-105 FUND 141: GENERAL PURPOSE SCHOOL

R E V E N U E C O M P A R I S O N R E P O R T

CURRENT YEAR-TO-DATE TO PRIOR YEAR-TO-DATE
THRU THE MONTH OF DECEMBER 2018

FND	OBJECT	PROJ	---------- ACCOUNT TITLE----------	ESTIMATED REVENUE	-------COLLECTIONS TO DATE------ THIS MONTH	THIS YEAR	UNREALIZED BALANCE	LAST YEAR
141	47640		ROTC REIMBURSEMENT	122,000.00	12,402.02	59,527.19	62,472.81	61,709.86
			**********FEDERAL GOVERNMENT******	357,000.00	12,402.02	178,020.44	178,979.56	194,115.48
141	48990		FUND BALANCE	560,000.00	0.00	0.00	560,000.00	0.00
			**OTHER GOVERNMENTS AND CITIZENS GRO	560,000.00	0.00	0.00	560,000.00	0.00
			FUND TOTAL	91,660,502.46	6,430,232.99	48,374,686.47	43,285,815.99	47,773,155.43

REPORT 280-105 FUND 142: SCHOOL FEDERAL PROJECTS

R E V E N U E C O M P A R I S O N R E P O R T

CURRENT YEAR-TO-DATE TO PRIOR YEAR-TO-DATE
THRU THE MONTH OF DECEMBER 2018

FND	OBJECT	PROJ	---------- ACCOUNT TITLE----------	ESTIMATED REVENUE	-------COLLECTIONS TO DATE------ THIS MONTH	THIS YEAR	UNREALIZED BALANCE	LAST YEAR
142	47131		BASIC VOCATIONAL	214,119.36	63,337.00	86,132.21	127,987.15	68,006.97
142	47141		ECIA CHAPTER I	2,776,430.36	240,800.57	1,069,736.69	1,706,693.67	792,688.52
142	47143		EDUCATION-HANDICAPPED ACCT	3,042,253.79	332,293.07	1,062,011.71	1,980,242.08	1,082,600.14
142	47146		ENGLISH LANGUAGE ACQUISITION GRANTS	25,107.23	1,718.99	13,021.28	12,085.95	13,180.95
142	47189		TITLE II PROJECT	430,740.54	21,089.32	154,594.23	276,146.31	50,509.23
142	47590		OTHER FEDERAL THROUGH STATE	178,800.00	0.00	28,661.28	150,138.72	37,163.97
			**********FEDERAL GOVERNMENT******	6,667,451.28	659,238.95	2,414,157.40	4,253,293.88	2,044,149.78
142	49800		OPERATING TRANSFERS IN	16,273.77-	0.00	0.00	16,273.77-	0.00
			*******OTHER SOURCES (NON-REVENUE)**	16,273.77-	0.00	0.00	16,273.77-	0.00
			FUND TOTAL	6,651,177.51	659,238.95	2,414,157.40	4,237,020.11	2,044,149.78

REPORT 280-105 FUND 143: CENTRAL CAFETERIA

R E V E N U E C O M P A R I S O N R E P O R T

CURRENT YEAR-TO-DATE TO PRIOR YEAR-TO-DATE
THRU THE MONTH OF DECEMBER 2018

FND	OBJECT	PROJ	---------- ACCOUNT TITLE----------	ESTIMATED REVENUE	-------COLLECTIONS TO DATE------ THIS MONTH	THIS YEAR	UNREALIZED BALANCE	LAST YEAR
143	43570		RECEIPTS FROM INDIVIDUAL SCHOOLS	1,720,000.00	128,530.61	819,291.22	900,708.78	875,133.22
			*******CHARGES FOR CURRENT SERVICES*	1,720,000.00	128,530.61	819,291.22	900,708.78	875,133.22
143	44110		INTEREST EARNED	11,000.00	1,120.72	7,307.63	3,692.37	4,014.64
143	44130		SALE-MATERIALS & SUPPLIES	0.00	0.00	27.00	27.00-	145.00
143	44530		SALE OF EQUIPMENT	2,000.00	0.00	1,501.99	498.01	10.00
143	44570		CONTRIBUTIONS & GIFTS	5,000.00	0.00	0.00	5,000.00	1,807.30
			***********OTHER LOCAL REVENUES*****	18,000.00	1,120.72	8,836.62	9,163.38	5,976.94
143	46520		SCHOOL FOOD SERVICE	47,000.00	0.00	0.00	47,000.00	0.00
			************STATE OF TENNESSEE******	47,000.00	0.00	0.00	47,000.00	0.00
143	47111		USDA SCHOOL LUNCH PROGRAM	2,584,000.00	227,753.46	807,771.32	1,776,228.68	836,792.80
143	47112		USDA COMMODITIES-SECTION 11 LUNCH	400,000.00	0.00	0.00	400,000.00	0.00
143	47113		BREAKFAST PROGRAM	1,036,000.00	94,498.37	326,155.86	709,844.14	338,356.36
143	47114		USDA-OTHER	0.00	15,208.00	15,208.00	15,208.00-	14,526.00
			************FEDERAL GOVERNMENT******	4,020,000.00	337,459.83	1,149,135.18	2,870,864.82	1,189,675.16
143	48990		OTHER	295,000.00	0.00	0.00	295,000.00	0.00
			**OTHER GOVERNMENTS AND CITIZENS GRO	295,000.00	0.00	0.00	295,000.00	0.00
			FUND TOTAL	6,100,000.00	467,111.16	1,977,263.02	4,122,736.98	2,070,785.32

REPORT 280-105 FUND 146: EXT. DAY CARE PROGRAM

R E V E N U E C O M P A R I S O N R E P O R T

CURRENT YEAR-TO-DATE TO PRIOR YEAR-TO-DATE
THRU THE MONTH OF DECEMBER 2018

FND	OBJECT	PROJ	---------- ACCOUNT TITLE----------	ESTIMATED REVENUE	-------COLLECTIONS TO DATE------ THIS MONTH	THIS YEAR	UNREALIZED BALANCE	LAST YEAR
146	43581		COMMUNITY SERVICE FEES-CHILDREN	1,367,000.00	96,688.22	616,424.47	750,575.53	586,688.66
			*******CHARGES FOR CURRENT SERVICES*	1,367,000.00	96,688.22	616,424.47	750,575.53	586,688.66
146	44110		INTEREST EARNED	4,000.00	1,193.31	5,320.48	1,320.48-	2,267.47
146	44990		OTHER LOCAL REVENUES	1,000.00	0.00	0.00	1,000.00	0.00
			***********OTHER LOCAL REVENUES*****	5,000.00	1,193.31	5,320.48	320.48-	2,267.47
146	46590		OTHER STATE EDUCATION	120,000.00	20,463.22	62,383.94	57,616.06	63,848.12
			************STATE OF TENNESSEE******	120,000.00	20,463.22	62,383.94	57,616.06	63,848.12
146	48990		OTHER	144,000.00	0.00	0.00	144,000.00	0.00
			**OTHER GOVERNMENTS AND CITIZENS GRO	144,000.00	0.00	0.00	144,000.00	0.00
			FUND TOTAL	1,636,000.00	118,344.75	684,128.89	951,871.11	652,804.25

REPORT 280-105 FUND 151: GENERAL DEBT SERVICE FUND

R E V E N U E C O M P A R I S O N R E P O R T

CURRENT YEAR-TO-DATE TO PRIOR YEAR-TO-DATE
THRU THE MONTH OF DECEMBER 2018

FND	OBJECT	PROJ	ACCOUNT TITLE	ESTIMATED REVENUE	COLLECTIONS TO DATE THIS MONTH	COLLECTIONS TO DATE THIS YEAR	UNREALIZED BALANCE	LAST YEAR
151	40110		CURRENT PROPERTY TAX	16,440,000.00	0.00	13,410,280.86	3,029,719.14	13,494,810.03
151	40115		DISCOUNT ON PROPERTY TAXES	255,000.00-	0.00	261,454.69-	6,454.69	235,157.16-
151	40120		TRUSTEE'S COLLECTIONS - PRIOR YEARS	278,460.00	0.00	137,331.65	141,128.35	146,702.18
151	40125		TRUSTEE'S COLLECTIONS - BANKRUPTCY	71,400.00	0.00	60,263.01	11,136.99	76,288.47
151	40130		CIR.CLRK/CLK&MASTER COLLECTIONS PR.Y	112,200.00	4,201.61	54,051.03	58,148.97	53,762.88
151	40140		INTEREST & PENALTY	64,260.00	0.00	14,945.36	49,314.64	18,439.74
151	40162		PAYMENTS IN LIEU OF TAXES-LOCAL UTIL	120,000.00	0.00	0.00	120,000.00	0.00
151	40210		LOCAL OPTION SALES TAX	710,000.00	98,201.47	344,793.76	365,206.24	242,398.85
151	40270		BUSINESS TAX	306,000.00	7,217.66	32,635.19	273,364.81	34,693.40
			**********LOCAL TAXES**********	17,847,320.00	109,620.74	13,792,846.17	4,054,473.83	13,831,938.39
151	44110		INVESTMENT INCOME	84,150.00	50,608.99	290,639.36	206,489.36-	69,889.43
151	44120		LEASE/RENTALS	38,000.00	0.00	43,000.00	5,000.00-	38,000.00
151	44540		SALE OF PROPERTY-RACE TRACK	25,000.00	366,353.00	366,353.00	341,353.00-	0.00
			**********OTHER LOCAL REVENUES*****	147,150.00	416,961.99	699,992.36	552,842.36-	107,889.43
151	46852		INTERSTATE TELECOMMUNICATION TAX	0.00	1,524.70	8,733.99	8,733.99-	0.00
			**********STATE OF TENNESSEE******	0.00	1,524.70	8,733.99	8,733.99-	0.00
151	48130		CONTRIBUTIONS	310,000.00	0.00	0.00	310,000.00	0.00
151	48140		CONTRACTED SERVICES	207,000.00	0.00	205,677.48	1,322.52	205,677.48
151	48990		OTHER-USE OF FUND BALANCE	329,000.00	0.00	0.00	329,000.00	0.00
			**OTHER GOVERNMENTS AND CITIZENS GRO	846,000.00	0.00	205,677.48	640,322.52	205,677.48
151	49200		NOTE PROCEEDS	189,800.00	0.00	0.00	189,800.00	0.00
151	49800		TRANSFERS IN	837,000.00	0.00	503,043.08	333,956.92	499,744.24
			*******OTHER SOURCES (NON-REVENUE)**	1,026,800.00	0.00	503,043.08	523,756.92	499,744.24
			FUND TOTAL	19,867,270.00	528,107.43	15,210,293.08	4,656,976.92	14,645,249.54

REPORT 280-105 FUND 171: GENERAL CAPITAL PROJECTS

R E V E N U E C O M P A R I S O N R E P O R T

CURRENT YEAR-TO-DATE TO PRIOR YEAR-TO-DATE
THRU THE MONTH OF DECEMBER 2018

FND	OBJECT	PROJ	ACCOUNT TITLE	ESTIMATED REVENUE	COLLECTIONS TO DATE THIS MONTH	COLLECTIONS TO DATE THIS YEAR	UNREALIZED BALANCE	LAST YEAR

REPORT 280-105 FUND 172: COMMUNITY DEV/INDUSTRIAL PK

R E V E N U E C O M P A R I S O N R E P O R T

CURRENT YEAR-TO-DATE TO PRIOR YEAR-TO-DATE
THRU THE MONTH OF DECEMBER 2018

FND	OBJECT	PROJ	ACCOUNT TITLE	ESTIMATED REVENUE	COLLECTIONS TO DATE THIS MONTH	COLLECTIONS TO DATE THIS YEAR	UNREALIZED BALANCE	LAST YEAR

REPORT 280-105 FUND 173: SANITATION PROJECTS

R E V E N U E C O M P A R I S O N R E P O R T

CURRENT YEAR-TO-DATE TO PRIOR YEAR-TO-DATE
THRU THE MONTH OF DECEMBER 2018

FND	OBJECT	PROJ	ACCOUNT TITLE	ESTIMATED REVENUE	COLLECTIONS TO DATE THIS MONTH	COLLECTIONS TO DATE THIS YEAR	UNREALIZED BALANCE	LAST YEAR

REPORT 280-105 FUND 176: HIGHWAY CAPITAL PROJECTS

R E V E N U E C O M P A R I S O N R E P O R T

CURRENT YEAR-TO-DATE TO PRIOR YEAR-TO-DATE
THRU THE MONTH OF DECEMBER 2018

FND	OBJECT	PROJ	---------- ACCOUNT TITLE----------	ESTIMATED REVENUE	-------COLLECTIONS TO DATE------ THIS MONTH	THIS YEAR	UNREALIZED BALANCE	LAST YEAR
176	47590		OTHER FEDERAL-STATE	750,000.00	0.00	5,000.00	745,000.00	0.00
			**********FEDERAL GOVERNMENT******	750,000.00	0.00	5,000.00	745,000.00	0.00
176	49800		OPERATING TRANSFERS	0.00	0.00	750,000.00	750,000.00-	0.00
			*******OTHER SOURCES (NON-REVENUE)**	0.00	0.00	750,000.00	750,000.00-	0.00
			FUND TOTAL	750,000.00	0.00	755,000.00	5,000.00-	0.00

REPORT 280-105 FUND 177: EDUCATION CAPITAL PROJECTS

R E V E N U E C O M P A R I S O N R E P O R T

CURRENT YEAR-TO-DATE TO PRIOR YEAR-TO-DATE
THRU THE MONTH OF DECEMBER 2018

FND	OBJECT	PROJ	ACCOUNT TITLE	ESTIMATED REVENUE	COLLECTIONS TO DATE THIS MONTH	COLLECTIONS TO DATE THIS YEAR	UNREALIZED BALANCE	LAST YEAR
177	40110		CURRENT PROPERTY TAXES	1,398,000.00	0.00	1,117,518.13	280,481.87	1,124,567.96
177	40115		DISCOUNT ON PROPERTY TAX	21,000.00-	0.00	21,783.62-	783.62	19,593.46-
177	40120		TRUSTEES COLLECT-PRIOR YR	25,000.00	0.00	11,437.42	13,562.58	12,192.51
177	40125		TRUSTEE COLLECTIONS	8,000.00	0.00	5,021.93	2,978.07	6,357.39
177	40130		CIRCUIT CLK/CLK & MSTR COLL	13,000.00	350.12	4,504.13	8,495.87	4,480.12
177	40140		INTEREST AND PENALTY	5,000.00	0.00	1,241.88	3,758.12	1,534.36
177	40162		PMTS-LIEU-TAXES-LOC UTIL	11,000.00	0.00	0.00	11,000.00	0.00
177	40163		PAY-LIEU-TX-OTR FED OWN LAN	700.00	0.00	0.00	700.00	0.00
177	40270		BUSINESS TAX	30,500.00	599.92	2,718.00	27,782.00	2,889.26
			**********LOCAL TAXES**********	1,470,200.00	950.04	1,120,657.87	349,542.13	1,132,428.14
177	44110		INTEREST EARNED	12,000.00	2,410.75	5,967.80	6,032.20	5,869.57
			**********OTHER LOCAL REVENUES*****	12,000.00	2,410.75	5,967.80	6,032.20	5,869.57
177	46852		INTERSTATE TELECOMMUNICATION TAX	2,000.00	127.06	727.83	1,272.17	0.00
			**********STATE OF TENNESSEE******	2,000.00	127.06	727.83	1,272.17	0.00
177	48130		CONTRIBUTIONS	0.00	0.00	0.00	0.00	1,272,000.00
177	48990		0	50,000.00	0.00	0.00	50,000.00	0.00
			**OTHER GOVERNMENTS AND CITIZENS GRO	50,000.00	0.00	0.00	50,000.00	1,272,000.00
177	49800		OPERATING TRANSFERS	189,800.00	0.00	0.00	189,800.00	0.00
			*******OTHER SOURCES (NON-REVENUE)**	189,800.00	0.00	0.00	189,800.00	0.00
			FUND TOTAL	1,724,000.00	3,487.85	1,127,353.50	596,646.50	2,410,297.71

REPORT 280-105 FUND 179: ASBESTOS ABATEMENT FUND

R E V E N U E C O M P A R I S O N R E P O R T

CURRENT YEAR-TO-DATE TO PRIOR YEAR-TO-DATE
THRU THE MONTH OF DECEMBER 2018

FND	OBJECT	PROJ	ACCOUNT TITLE	ESTIMATED REVENUE	COLLECTIONS TO DATE THIS MONTH	COLLECTIONS TO DATE THIS YEAR	UNREALIZED BALANCE	LAST YEAR

REPORT 280-105 FUND 180: OFFICE EQUIPMENT FUND

R E V E N U E C O M P A R I S O N R E P O R T

CURRENT YEAR-TO-DATE TO PRIOR YEAR-TO-DATE
THRU THE MONTH OF DECEMBER 2018

FND	OBJECT	PROJ	ACCOUNT TITLE	ESTIMATED REVENUE	COLLECTIONS TO DATE THIS MONTH	COLLECTIONS TO DATE THIS YEAR	UNREALIZED BALANCE	LAST YEAR

REPORT 280-105 FUND 181: CAPITAL OUTLAY SHERIFF CRUISERS

R E V E N U E C O M P A R I S O N R E P O R T

CURRENT YEAR-TO-DATE TO PRIOR YEAR-TO-DATE
THRU THE MONTH OF DECEMBER 2018

FND	OBJECT	PROJ	ACCOUNT TITLE	ESTIMATED REVENUE	COLLECTIONS TO DATE THIS MONTH	COLLECTIONS TO DATE THIS YEAR	UNREALIZED BALANCE	LAST YEAR

REPORT 280-105 FUND 182: CAPITAL OUTLAY COMPUTER FUND

R E V E N U E C O M P A R I S O N R E P O R T

CURRENT YEAR-TO-DATE TO PRIOR YEAR-TO-DATE
THRU THE MONTH OF DECEMBER 2018

FND	OBJECT	PROJ	ACCOUNT TITLE	ESTIMATED REVENUE	COLLECTIONS TO DATE THIS MONTH	COLLECTIONS TO DATE THIS YEAR	UNREALIZED BALANCE	LAST YEAR

REPORT 280-105 FUND 183: BL.OCCUPATIONAL EDUC. CENTER MAINT. FUND

R E V E N U E C O M P A R I S O N R E P O R T

CURRENT YEAR-TO-DATE TO PRIOR YEAR-TO-DATE
THRU THE MONTH OF DECEMBER 2018

FND	OBJECT	PROJ	ACCOUNT TITLE	ESTIMATED REVENUE	COLLECTIONS TO DATE THIS MONTH	COLLECTIONS TO DATE THIS YEAR	UNREALIZED BALANCE	LAST YEAR

REPORT 280-105 FUND 184: SCHOOL BUILDING FUND

R E V E N U E C O M P A R I S O N R E P O R T

CURRENT YEAR-TO-DATE TO PRIOR YEAR-TO-DATE
THRU THE MONTH OF DECEMBER 2018

FND	OBJECT	PROJ	ACCOUNT TITLE	ESTIMATED REVENUE	COLLECTIONS TO DATE THIS MONTH	COLLECTIONS TO DATE THIS YEAR	UNREALIZED BALANCE	LAST YEAR

REPORT 280-105 FUND 185: COMMUNITY DEVELOPMENT/INDUSTRIAL PARK FU

R E V E N U E C O M P A R I S O N R E P O R T

CURRENT YEAR-TO-DATE TO PRIOR YEAR-TO-DATE
THRU THE MONTH OF DECEMBER 2018

FND	OBJECT	PROJ	ACCOUNT TITLE	ESTIMATED REVENUE	COLLECTIONS TO DATE THIS MONTH	COLLECTIONS TO DATE THIS YEAR	UNREALIZED BALANCE	LAST YEAR

REPORT 280-105 FUND 189: GENERAL CONSTRUCTION PROJECTS

R E V E N U E C O M P A R I S O N R E P O R T

CURRENT YEAR-TO-DATE TO PRIOR YEAR-TO-DATE
THRU THE MONTH OF DECEMBER 2018

FND	OBJECT	PROJ	---------- ACCOUNT TITLE----------	ESTIMATED REVENUE	-------COLLECTIONS TO DATE------ THIS MONTH	THIS YEAR	UNREALIZED BALANCE	LAST YEAR
189	46980		OTHER STATE GRANTS	72,500.00	0.00	0.00	72,500.00	0.00
			**********STATE OF TENNESSEE******	72,500.00	0.00	0.00	72,500.00	0.00
189	49800		TRANSFERS IN OTHER SOURCES	3,195,862.00	0.00	3,195,862.00	0.00	2,380,000.00
			*******OTHER SOURCES (NON-REVENUE)**	3,195,862.00	0.00	3,195,862.00	0.00	2,380,000.00
			FUND TOTAL	3,268,362.00	0.00	3,195,862.00	72,500.00	2,380,000.00

REPORT 280-105 FUND 191: ENDOWMENT FUND

R E V E N U E C O M P A R I S O N R E P O R T

CURRENT YEAR-TO-DATE TO PRIOR YEAR-TO-DATE
THRU THE MONTH OF DECEMBER 2018

FND	OBJECT	PROJ	---------- ACCOUNT TITLE----------	ESTIMATED REVENUE	-------COLLECTIONS TO DATE------ THIS MONTH	THIS YEAR	UNREALIZED BALANCE	LAST YEAR
191	44110		INTEREST EARNED	4,800.00	701.12	3,755.03	1,044.97	1,887.28
			**********OTHER LOCAL REVENUES*****	4,800.00	701.12	3,755.03	1,044.97	1,887.28
			FUND TOTAL	4,800.00	701.12	3,755.03	1,044.97	1,887.28

REPORT 280-105 FUND 204: SPECIAL PURPOSE-SPECIAL REVENUE FUND

R E V E N U E C O M P A R I S O N R E P O R T

CURRENT YEAR-TO-DATE TO PRIOR YEAR-TO-DATE
THRU THE MONTH OF DECEMBER 2018

FND	OBJECT	PROJ	ACCOUNT TITLE	ESTIMATED REVENUE	COLLECTIONS TO DATE THIS MONTH	COLLECTIONS TO DATE THIS YEAR	UNREALIZED BALANCE	LAST YEAR

REPORT 280-105 FUND 263: GENERAL LIABILITY

R E V E N U E C O M P A R I S O N R E P O R T

CURRENT YEAR-TO-DATE TO PRIOR YEAR-TO-DATE
THRU THE MONTH OF DECEMBER 2018

FND	OBJECT	PROJ	---------- ACCOUNT TITLE----------	ESTIMATED REVENUE	-------COLLECTIONS TO DATE------ THIS MONTH	THIS YEAR	UNREALIZED BALANCE	LAST YEAR
263	43101		SELF-INSURANCE PREMIUMS	1,071,730.00	984,911.00	984,911.00	86,819.00	0.00
			*******CHARGES FOR CURRENT SERVICES*	1,071,730.00	984,911.00	984,911.00	86,819.00	0.00
263	44110		INTEREST EARNED	10,000.00	2,291.47	11,425.82	1,425.82-	6,612.54
			**********OTHER LOCAL REVENUES*****	10,000.00	2,291.47	11,425.82	1,425.82-	6,612.54
263	49700		INSURANCE RECOVERY	500.00	0.00	4,210.00	3,710.00-	945.68
			*******OTHER SOURCES (NON-REVENUE)**	500.00	0.00	4,210.00	3,710.00-	945.68
			FUND TOTAL	1,082,230.00	987,202.47	1,000,546.82	81,683.18	7,558.22

REPORT 280-105 FUND 264: EMPLOYEE BENEFIT FUND - HEALTH & LIFE

R E V E N U E C O M P A R I S O N R E P O R T

CURRENT YEAR-TO-DATE TO PRIOR YEAR-TO-DATE
THRU THE MONTH OF DECEMBER 2018

FND	OBJECT	PROJ	---------- ACCOUNT TITLE----------	ESTIMATED REVENUE	-------COLLECTIONS TO DATE------ THIS MONTH	THIS YEAR	UNREALIZED BALANCE	LAST YEAR
264	43101		SELF-INSURANCE PREMIUMS	10,000,000.00	830,480.00	4,579,350.00	5,420,650.00	4,287,720.59
264	43102		OTHER EMPLOYEE BENEFITS	8,330,000.00	661,844.64	3,452,954.52	4,877,045.48	3,377,971.62
			*******CHARGES FOR CURRENT SERVICES*	18,330,000.00	1,492,324.64	8,032,304.52	10,297,695.48	7,665,692.21
264	44110		INTEREST EARNED	30,000.00	4,792.21	27,559.21	2,440.79	14,066.84
264	44160		RETIREES INSURANCE PMTS	1,600,000.00	478,143.89	959,547.71	640,452.29	756,212.21
264	44161		COBRA INSURANCE PAYMENTS	80,000.00	7,031.52	39,391.63	40,608.37	17,205.70
			**********OTHER LOCAL REVENUES*****	1,710,000.00	489,967.62	1,026,498.55	683,501.45	787,484.75
264	48130		CONTRIBUTIONS	0.00	0.00	0.00	0.00	3,500.00
			**OTHER GOVERNMENTS AND CITIZENS GRO	0.00	0.00	0.00	0.00	3,500.00
			FUND TOTAL	20,040,000.00	1,982,292.26	9,058,803.07	10,981,196.93	8,456,676.96

REPORT 280-105 FUND 265: EMPLOYEE BENEFIT FUND - DENTAL

R E V E N U E C O M P A R I S O N R E P O R T

CURRENT YEAR-TO-DATE TO PRIOR YEAR-TO-DATE
THRU THE MONTH OF DECEMBER 2018

FND	OBJECT	PROJ	ACCOUNT TITLE	ESTIMATED REVENUE	COLLECTIONS TO DATE THIS MONTH	COLLECTIONS TO DATE THIS YEAR	UNREALIZED BALANCE	LAST YEAR

REPORT 280-105 FUND 266: WORKER'S COMPENSATION FUND

R E V E N U E C O M P A R I S O N R E P O R T

CURRENT YEAR-TO-DATE TO PRIOR YEAR-TO-DATE
THRU THE MONTH OF DECEMBER 2018

FND	OBJECT	PROJ	---------- ACCOUNT TITLE----------	ESTIMATED REVENUE	-------COLLECTIONS TO DATE------ THIS MONTH	THIS YEAR	UNREALIZED BALANCE	LAST YEAR
266	43101		SELF-INSURANCE PREMIUMS	1,066,452.00	978,264.00	978,264.00	88,188.00	0.00
			*******CHARGES FOR CURRENT SERVICES*	1,066,452.00	978,264.00	978,264.00	88,188.00	0.00
266	44110		INTEREST EARNED	10,000.00	4,274.40	18,927.74	8,927.74-	8,037.71
			**********OTHER LOCAL REVENUES*****	10,000.00	4,274.40	18,927.74	8,927.74-	8,037.71
			FUND TOTAL	1,076,452.00	982,538.40	997,191.74	79,260.26	8,037.71

REPORT 280-105 FUND 268: GENERAL LIABILITY FUND

R E V E N U E C O M P A R I S O N R E P O R T

CURRENT YEAR-TO-DATE TO PRIOR YEAR-TO-DATE
THRU THE MONTH OF DECEMBER 2018

FND	OBJECT	PROJ	ACCOUNT TITLE	ESTIMATED REVENUE	COLLECTIONS TO DATE THIS MONTH	COLLECTIONS TO DATE THIS YEAR	UNREALIZED BALANCE	LAST YEAR

REPORT 280-105 FUND 301: DRUG CONTROL

R E V E N U E C O M P A R I S O N R E P O R T

CURRENT YEAR-TO-DATE TO PRIOR YEAR-TO-DATE
THRU THE MONTH OF DECEMBER 2018

FND	OBJECT	PROJ	ACCOUNT TITLE	ESTIMATED REVENUE	COLLECTIONS TO DATE THIS MONTH	COLLECTIONS TO DATE THIS YEAR	UNREALIZED BALANCE	LAST YEAR

REPORT 280-105 FUND 303: EMPLOYEE HEALTH INSURANCE FUND

R E V E N U E C O M P A R I S O N R E P O R T

CURRENT YEAR-TO-DATE TO PRIOR YEAR-TO-DATE
THRU THE MONTH OF DECEMBER 2018

FND	OBJECT	PROJ	ACCOUNT TITLE	ESTIMATED REVENUE	COLLECTIONS TO DATE THIS MONTH	COLLECTIONS TO DATE THIS YEAR	UNREALIZED BALANCE	LAST YEAR

REPORT 280-105 FUND 304: DISTRICT ATTORNEY GENERAL

R E V E N U E C O M P A R I S O N R E P O R T

CURRENT YEAR-TO-DATE TO PRIOR YEAR-TO-DATE
THRU THE MONTH OF DECEMBER 2018

FND	OBJECT	PROJ	ACCOUNT TITLE	ESTIMATED REVENUE	COLLECTIONS TO DATE THIS MONTH	COLLECTIONS TO DATE THIS YEAR	UNREALIZED BALANCE	LAST YEAR

REPORT 280-105 FUND 305: WORKERS' COMPENSATION FUND

R E V E N U E C O M P A R I S O N R E P O R T

CURRENT YEAR-TO-DATE TO PRIOR YEAR-TO-DATE
THRU THE MONTH OF DECEMBER 2018

FND	OBJECT	PROJ	ACCOUNT TITLE	ESTIMATED REVENUE	COLLECTIONS TO DATE THIS MONTH	COLLECTIONS TO DATE THIS YEAR	UNREALIZED BALANCE	LAST YEAR

REPORT 280-105 FUND 306: PATIENT TRUST FUND

R E V E N U E C O M P A R I S O N R E P O R T

CURRENT YEAR-TO-DATE TO PRIOR YEAR-TO-DATE
THRU THE MONTH OF DECEMBER 2018

FND	OBJECT	PROJ	ACCOUNT TITLE	ESTIMATED REVENUE	COLLECTIONS TO DATE THIS MONTH	COLLECTIONS TO DATE THIS YEAR	UNREALIZED BALANCE	LAST YEAR

REPORT 280-105 FUND 307: JUDICIAL DISTRICT DRUG

R E V E N U E C O M P A R I S O N R E P O R T

CURRENT YEAR-TO-DATE TO PRIOR YEAR-TO-DATE
THRU THE MONTH OF DECEMBER 2018

FND	OBJECT	PROJ	ACCOUNT TITLE	ESTIMATED REVENUE	COLLECTIONS TO DATE THIS MONTH	COLLECTIONS TO DATE THIS YEAR	UNREALIZED BALANCE	LAST YEAR

REPORT 280-105 FUND 308: ENDOWMENT FUND

R E V E N U E C O M P A R I S O N R E P O R T

CURRENT YEAR-TO-DATE TO PRIOR YEAR-TO-DATE
THRU THE MONTH OF DECEMBER 2018

FND	OBJECT	PROJ	ACCOUNT TITLE	ESTIMATED REVENUE	COLLECTIONS TO DATE THIS MONTH	COLLECTIONS TO DATE THIS YEAR	UNREALIZED BALANCE	LAST YEAR

REPORT 280-105 FUND 333: ENDOWMENT PRINCIPAL

R E V E N U E C O M P A R I S O N R E P O R T

CURRENT YEAR-TO-DATE TO PRIOR YEAR-TO-DATE
THRU THE MONTH OF DECEMBER 2018

FND	OBJECT	PROJ	ACCOUNT TITLE	ESTIMATED REVENUE	COLLECTIONS TO DATE THIS MONTH	COLLECTIONS TO DATE THIS YEAR	UNREALIZED BALANCE	LAST YEAR

REPORT 280-105 FUND 334: CHILDREN'S HOME TRUST FUND

R E V E N U E C O M P A R I S O N R E P O R T

CURRENT YEAR-TO-DATE TO PRIOR YEAR-TO-DATE
THRU THE MONTH OF DECEMBER 2018

FND	OBJECT	PROJ	ACCOUNT TITLE	ESTIMATED REVENUE	COLLECTIONS TO DATE THIS MONTH	COLLECTIONS TO DATE THIS YEAR	UNREALIZED BALANCE	LAST YEAR

REPORT 280-105 FUND 336: TAX TRUST FUND

R E V E N U E C O M P A R I S O N R E P O R T

CURRENT YEAR-TO-DATE TO PRIOR YEAR-TO-DATE
THRU THE MONTH OF DECEMBER 2018

FND	OBJECT	PROJ	---------- ACCOUNT TITLE----------	ESTIMATED REVENUE	-------COLLECTIONS TO DATE------ THIS MONTH	THIS YEAR	UNREALIZED BALANCE	LAST YEAR
336	48990		OTHER-TAX TRUST FUND	0.00	0.00	325.43-	325.43	1,348.23-
			**OTHER GOVERNMENTS AND CITIZENS GRO	0.00	0.00	325.43-	325.43	1,348.23-
			FUND TOTAL	0.00	0.00	325.43-	325.43	1,348.23-

REPORT 280-105 FUND 351: CITIES-SALES TAX

R E V E N U E C O M P A R I S O N R E P O R T

CURRENT YEAR-TO-DATE TO PRIOR YEAR-TO-DATE
THRU THE MONTH OF DECEMBER 2018

FND	OBJECT	PROJ	---------- ACCOUNT TITLE----------	ESTIMATED REVENUE	-------COLLECTIONS TO DATE------ THIS MONTH	THIS YEAR	UNREALIZED BALANCE	LAST YEAR
351	40210		LOCAL OPTION SALES TAX	21,717,800.00	1,905,575.21	11,123,424.42	10,594,375.58	10,884,987.58
			**********LOCAL TAXES**********	21,717,800.00	1,905,575.21	11,123,424.42	10,594,375.58	10,884,987.58
			FUND TOTAL	21,717,800.00	1,905,575.21	11,123,424.42	10,594,375.58	10,884,987.58

REPORT 280-105 FUND 355: CITY SCHOOL ADA-NO 1

R E V E N U E C O M P A R I S O N R E P O R T

CURRENT YEAR-TO-DATE TO PRIOR YEAR-TO-DATE
THRU THE MONTH OF DECEMBER 2018

FND	OBJECT	PROJ	ACCOUNT TITLE	ESTIMATED REVENUE	COLLECTIONS TO DATE THIS MONTH	COLLECTIONS TO DATE THIS YEAR	UNREALIZED BALANCE	LAST YEAR
355	40110		CURRENT PROPERTY TAX	3,750,000.00	0.00	3,285,615.67	464,384.33	3,288,988.27
355	40115		DISCOUNT ON PROPERTY TAXES	75,000.00-	0.00	64,066.62-	10,933.38-	57,317.12-
355	40120		TRUSTEES COLLECT-PRIOR YR	50,000.00	0.00	33,622.73	16,377.27	35,741.76
355	40125		TRUSTEE'S COLLECTIONS - BANKRUPTCY	23,000.00	0.00	14,764.76	8,235.24	18,593.22
355	40130		CIRCUIT CLK/CLK & MSTR COLL PRIOR YR	30,000.00	1,029.40	18,089.78	11,910.22	18,423.89
355	40140		INTEREST AND PENALTY	10,000.00	0.00	3,657.94	6,342.06	4,491.97
355	40162		PMTS-LIEU-TAXES-LOC UTIL	40,000.00	0.00	31,027.30	8,972.70	31,136.24
355	40163		IN LIEU OF TAXES	3,000.00	0.00	2,047.29	952.71	0.00
355	40210		LOCAL OPTION SALES TAX	2,700,000.00	268,802.61	1,526,749.59	1,173,250.41	1,408,536.72
355	40270		BUSINESS TAX	30,000.00	1,768.51	15,196.65	14,803.35	14,921.50
355	40275		MIXED DRINK TAX	10,000.00	0.00	0.00	10,000.00	0.00
			**********LOCAL TAXES*********	6,571,000.00	271,600.52	4,866,705.09	1,704,294.91	4,763,516.45
355	41110		MARRIAGE LICENSES	825.00	85.62	611.87	213.13	581.65
			**********LICENSES AND PERMITS*****	825.00	85.62	611.87	213.13	581.65
355	44990		OTHER LOCAL REVENUES	75.00	16.10	37.57	37.43	38.26
			**********OTHER LOCAL REVENUES*****	75.00	16.10	37.57	37.43	38.26
355	46852		INTERSTATE TELECOMMUNICATION TAX	1,100.00	373.55	3,271.91	2,171.91-	0.00
355	46990		OTHER STATE REVENUES-ALCOA TIRE TAX	90,000.00	0.00	60,084.91	29,915.09	68,693.12
			**********STATE OF TENNESSEE******	91,100.00	373.55	63,356.82	27,743.18	68,693.12
			FUND TOTAL	6,663,000.00	272,075.79	4,930,711.35	1,732,288.65	4,832,829.48

REPORT 280-105 FUND 356: CITY SCHOOL ADA-NO 2

R E V E N U E C O M P A R I S O N R E P O R T

CURRENT YEAR-TO-DATE TO PRIOR YEAR-TO-DATE
THRU THE MONTH OF DECEMBER 2018

FND	OBJECT	PROJ	ACCOUNT TITLE	ESTIMATED REVENUE	COLLECTIONS TO DATE THIS MONTH	COLLECTIONS TO DATE THIS YEAR	UNREALIZED BALANCE	LAST YEAR
356	40110		CURRENT PROPERTY TAX	9,900,000.00	0.00	8,979,853.60	920,146.40	8,864,933.84
356	40115		DISCOUNT ON PROPERTY TAXES	175,000.00-	0.00	175,011.43-	11.43	154,488.04-
356	40120		TRUSTEES COLLECT-PRIOR YR	100,000.00	0.00	91,837.04	8,162.96	96,356.42
356	40125		TRUSTEE'S COLLECTIONS - BANKRUPTCY	45,000.00	0.00	40,353.84	4,646.16	50,114.92
356	40130		CIRCUIT CLK/CLK & MSTR COLL - PRIOR	50,000.00	2,813.52	49,442.19	557.81	49,658.50
356	40140		INTEREST AND PENALTY	20,000.00	0.00	9,984.21	10,015.79	12,109.99
356	40162		PMTS-LIEU-TAXES-LOC UTIL	100,000.00	0.00	84,780.00	15,220.00	83,922.52
356	40163		IN LIEU OF TAXES	15,000.00	0.00	5,518.14	9,481.86	0.00
356	40210		LOCAL OPTION SALES TAX	7,170,000.00	734,671.05	4,172,796.99	2,997,203.01	3,796,490.44
356	40270		BUSINESS TAX	65,000.00	4,833.61	41,534.77	23,465.23	40,218.34
356	40275		MIXED DRINK TAX	5,000.00	0.00	0.00	5,000.00	0.00
			**********LOCAL TAXES**********	17,295,000.00	742,318.18	13,301,089.35	3,993,910.65	12,839,316.93
356	41110		MARRIAGE LICENSES	2,200.00	234.01	1,672.30	527.70	1,567.75
			**********LICENSES AND PERMITS*****	2,200.00	234.01	1,672.30	527.70	1,567.75
356	44990		OTHER LOCAL REVENUES	300.00	44.01	102.65	197.35	103.11
			**********OTHER LOCAL REVENUES*****	300.00	44.01	102.65	197.35	103.11
356	46852		INTERSTATE TELECOMMUNICATION TAX	2,500.00	1,020.98	8,942.63	6,442.63-	0.00
			**********STATE OF TENNESSEE******	2,500.00	1,020.98	8,942.63	6,442.63-	0.00
			FUND TOTAL	17,300,000.00	743,617.18	13,311,806.93	3,988,193.07	12,840,987.79

REPORT 280-105 FUND 358: DEFERRED COMPENSATION

R E V E N U E C O M P A R I S O N R E P O R T

CURRENT YEAR-TO-DATE TO PRIOR YEAR-TO-DATE
THRU THE MONTH OF DECEMBER 2018

FND	OBJECT	PROJ	ACCOUNT TITLE	ESTIMATED REVENUE	COLLECTIONS TO DATE THIS MONTH	COLLECTIONS TO DATE THIS YEAR	UNREALIZED BALANCE	LAST YEAR

REPORT 280-105 FUND 359: COMMUNITY DEVELOPMENT

R E V E N U E C O M P A R I S O N R E P O R T

CURRENT YEAR-TO-DATE TO PRIOR YEAR-TO-DATE
THRU THE MONTH OF DECEMBER 2018

FND	OBJECT	PROJ	ACCOUNT TITLE	ESTIMATED REVENUE	COLLECTIONS TO DATE THIS MONTH	COLLECTIONS TO DATE THIS YEAR	UNREALIZED BALANCE	LAST YEAR

REPORT 280-105 FUND 362: OTHER AGENCY FUNDS

R E V E N U E C O M P A R I S O N R E P O R T

CURRENT YEAR-TO-DATE TO PRIOR YEAR-TO-DATE
THRU THE MONTH OF DECEMBER 2018

FND	OBJECT	PROJ	ACCOUNT TITLE	ESTIMATED REVENUE	COLLECTIONS TO DATE THIS MONTH	COLLECTIONS TO DATE THIS YEAR	UNREALIZED BALANCE	LAST YEAR

REPORT 280-105 FUND 363: JUDICIAL DRUG FUND

R E V E N U E C O M P A R I S O N R E P O R T

CURRENT YEAR-TO-DATE TO PRIOR YEAR-TO-DATE
THRU THE MONTH OF DECEMBER 2018

FND	OBJECT	PROJ	---------- ACCOUNT TITLE----------	ESTIMATED REVENUE	-------COLLECTIONS TO DATE------ THIS MONTH	THIS YEAR	UNREALIZED BALANCE	LAST YEAR
363	42810		FINES - METH CLEANUP	96,000.00	8,376.28	42,752.06	53,247.94	33,858.05
363	42865		DRUG TASK FORCE FORFEITURES AND SEIZ	76,440.00	2,955.38	82,274.63	5,834.63-	14,539.72
			*****FINES, FORFEITURES AND PENALTIE	172,440.00	11,331.66	125,026.69	47,413.31	48,397.77
363	44110		INTEREST EARNED	5,000.00	2,031.49	9,712.28	4,712.28-	6,483.04
363	44130		SALE-MATERIALS & SUPPLIES	0.00	0.00	3,301.00	3,301.00-	0.00
363	44540		SALE OF PROPERTY	8,500.00	0.00	4,365.00	4,135.00	11,500.00
363	44990		OTHER LOCAL REVENUES	0.00	0.00	4,265.00	4,265.00-	3,981.00
			**********OTHER LOCAL REVENUES*****	13,500.00	2,031.49	21,643.28	8,143.28-	21,964.04
363	46220		DRUG CONTROL GRANTS	31,000.00	0.00	0.00	31,000.00	3,732.32
			**********STATE OF TENNESSEE******	31,000.00	0.00	0.00	31,000.00	3,732.32
363	48130		CONTRIBUTIONS	23,750.00	0.00	53,750.00	30,000.00-	23,750.00
			**OTHER GOVERNMENTS AND CITIZENS GRO	23,750.00	0.00	53,750.00	30,000.00-	23,750.00
363	49700		INSURANCE RECOVERY	0.00	0.00	0.00	0.00	15,000.00
			*******OTHER SOURCES (NON-REVENUE)**	0.00	0.00	0.00	0.00	15,000.00
			FUND TOTAL	240,690.00	13,363.15	200,419.97	40,270.03	112,844.13

REPORT 280-105 FUND 364: DISTRICT ATTORNEY GENERAL

R E V E N U E C O M P A R I S O N R E P O R T

CURRENT YEAR-TO-DATE TO PRIOR YEAR-TO-DATE
THRU THE MONTH OF DECEMBER 2018

FND	OBJECT	PROJ	---------- ACCOUNT TITLE----------	ESTIMATED REVENUE	-------COLLECTIONS TO DATE------ THIS MONTH	THIS YEAR	UNREALIZED BALANCE	LAST YEAR
364	42360		DISTRICT ATTY GENERAL FEES	16,050.00	1,163.16	7,075.66	8,974.34	8,483.63
			*****FINES, FORFEITURES AND PENALTIE	16,050.00	1,163.16	7,075.66	8,974.34	8,483.63
364	44110		INTEREST EARNED	1,800.00	425.57	2,097.81	297.81-	1,026.54
			**********OTHER LOCAL REVENUES*****	1,800.00	425.57	2,097.81	297.81-	1,026.54
			FUND TOTAL	17,850.00	1,588.73	9,173.47	8,676.53	9,510.17

REPORT 280-105 FUND 365: OTHER AGENCY FUND - TOURISM

R E V E N U E C O M P A R I S O N R E P O R T

CURRENT YEAR-TO-DATE TO PRIOR YEAR-TO-DATE
THRU THE MONTH OF DECEMBER 2018

FND	OBJECT	PROJ	---------- ACCOUNT TITLE----------	ESTIMATED REVENUE	-------COLLECTIONS TO DATE------ THIS MONTH	THIS YEAR	UNREALIZED BALANCE	LAST YEAR
365	40220		HOTEL/MOTEL TAX	2,222,000.00	290,063.63	1,301,560.73	920,439.27	1,144,438.58
			**********LOCAL TAXES**********	2,222,000.00	290,063.63	1,301,560.73	920,439.27	1,144,438.58
			FUND TOTAL	2,222,000.00	290,063.63	1,301,560.73	920,439.27	1,144,438.58

REPORT 280-105 FUND 920: PAYROLL CLEARING ACCOUNT

R E V E N U E C O M P A R I S O N R E P O R T

CURRENT YEAR-TO-DATE TO THRU THE MONTH OF PRIOR YEAR-TO-DATE DECEMBER 2018

FND	OBJECT	PROJ	ACCOUNT TITLE	ESTIMATED REVENUE	COLLECTIONS TO DATE THIS MONTH	COLLECTIONS TO DATE THIS YEAR	UNREALIZED BALANCE	LAST YEAR
			TOTAL ALL FUNDS	270,368,893.05	17,710,134.09	156,365,582.07	114,003,310.98	49,545,116.46

EXPENDITURES

YEAR-TO-DATE

JANUARY 02, 2019 STATEMENT OF ENCUMBRANCES AND EXPENDITURES TERM 052 AGENCY 001 BLOUNT COUNTY

JANUARY 02, 2019 STATEMENT OF ENCUMBRANCES AND EXPENDITURES TERM 052 AGENCY 001 BLOUNT COUNTY

JANUARY 02, 2019 STATEMENT OF ENCUMBRANCES AND EXPENDITURES TERM 052 AGENCY 001 BLOUNT COUNTY

JANUARY 02, 2019 STATEMENT OF ENCUMBRANCES AND EXPENDITURES TERM 052 AGENCY 001 BLOUNT COUNTY

JANUARY 02, 2019 STATEMENT OF ENCUMBRANCES AND EXPENDITURES TERM 052 AGENCY 001 BLOUNT COUNTY

F/240 REQUEST BY ANGELIE STATEMENT OF ENC AND EXP REQUEST

FND	CC	OBJ	PROJ	AS OF	REPORT	DETAIL
				12 31 18	N	D

REPORT LEGEND

N - NON ZERO ACCOUNTS ONLY
P - PROBLEM ACCOUNTS ONLY
A - ALL ACCOUNTS

JANUARY 02, 2019 STATEMENT OF ENCUMBRANCES AND EXPENDITURES TERM 052 AGENCY 001 BLOUNT COUNTY

JANUARY 02, 2019 STATEMENT OF ENCUMBRANCES AND EXPENDITURES TERM 052 AGENCY 001 BLOUNT COUNTY

JANUARY 02, 2019 STATEMENT OF ENCUMBRANCES AND EXPENDITURES TERM 052 AGENCY 001 BLOUNT COUNTY

JANUARY 02, 2019 STATEMENT OF ENCUMBRANCES AND EXPENDITURES TERM 052 AGENCY 001 BLOUNT COUNTY

JANUARY 02, 2019 STATEMENT OF ENCUMBRANCES AND EXPENDITURES TERM 052 AGENCY 001 BLOUNT COUNTY

REPORT 240-100 FUND 101: GENERAL GOVERNMENT

STATEMENT OF ENCUMBRANCES AND EXPENDITURES COMPARED WITH AUTHORIZATIONS

FOR THE PERIOD JULY 01, 2018 TO DECEMBER 31, 2018

COST CENTER 51100: COUNTY COMMISSION

OBJECT	----------ACCOUNT TITLE----------	APPROPRIATION	OUTSTANDING ENCUMBRANCES	YEAR-TO-DATE EXPENDITURES	DECEMBER 18 EXPENDITURES	UNENCUMBERED BALANCE	LAST YR-TO-DATE EXPENDITURES
191	BOARD & COMMITTEE MEMBERS FEES	102,060.00	0.00	51,030.00	8,505.00	51,030.00	54,448.20
OJ TOT	**********PERSONAL SERVICES*	102,060.00	0.00	51,030.00	8,505.00	51,030.00	54,448.20
201	SOCIAL SECURITY	6,328.00	0.00	3,163.85	527.31	3,164.15	3,375.84
212	EMPLOYER MEDICARE LIABILITY	1,480.00	0.00	740.88	123.48	739.12	789.43
OJ TOT	**********EMPLOYEE BENEFITS*	7,808.00	0.00	3,904.73	650.79	3,903.27	4,165.27
302	ADVERTISING	300.00	0.00	0.00	0.00	300.00	0.00
307	0.0	1,521.00	0.00	0.00	0.00	1,521.00	0.00
320	DUES & MEMBERSHIPS	2,200.00	0.00	2,200.00	0.00	0.00	2,200.00
330	LEASE PAYMENTS	1,200.00	542.64	542.64	90.44	114.72	542.64
332	LEGAL NOTICES - REC & COURT CO	3,820.00	3,815.95	673.40	0.00	20.00	895.05
349	PRINTING-STATIONERY & FORMS	250.00	225.00	0.00	0.00	25.00	87.00
355	TRAVEL	10,000.00	678.64	2,632.65	0.00	6,688.71	0.00
356	TUITION	2,900.00	0.00	750.00	0.00	2,150.00	100.00
OJ TOT	**********CONTRACTED SERVICES	22,191.00	5,262.23	6,798.69	90.44	10,819.43	3,824.69
411	DATA PROCESSING SUP	50.00	0.00	0.00	0.00	50.00	0.00
414	DUPLICATING SUPPLIES	150.00	0.00	137.76	93.90	12.24	33.27
435	OFFICE SUPPLIES	200.00	25.20	94.54	21.60	80.26	52.70
499	OTHER SUPPLIES & MATERIALS	150.00	4.88	150.00	0.00	0.00	194.00
OJ TOT	**********SUPPLIES & MATERIAL	550.00	30.08	382.30	115.50	142.50	279.97
709	DATA PROCESSING EQUIPMENT	0.00	78.19	0.00	0.00	0.00	0.00
OJ TOT	**********CAPITAL OUTLAY**	0.00	78.19	0.00	0.00	0.00	0.00
CC TOT	COUNTY COMMISSION	132,609.00	5,370.50	62,115.72	9,361.73	65,895.20	62,718.13

REPORT 240-100 FUND 101: GENERAL GOVERNMENT

STATEMENT OF ENCUMBRANCES AND EXPENDITURES COMPARED WITH AUTHORIZATIONS

FOR THE PERIOD JULY 01, 2018 TO DECEMBER 31, 2018

COST CENTER 51210: BOARD OF EQUALIZATION

OBJECT	----------ACCOUNT TITLE----------	APPROPRIATION	OUTSTANDING ENCUMBRANCES	YEAR-TO-DATE EXPENDITURES	DECEMBER 18 EXPENDITURES	UNENCUMBERED BALANCE	LAST YR-TO-DATE EXPENDITURES
191	BOARD & COMMITTEE MEMBERS FEES	6,500.00	0.00	255.00-	0.00	6,755.00	0.00
OJ TOT	**********PERSONAL SERVICES*	6,500.00	0.00	255.00-	0.00	6,755.00	0.00
201	SOCIAL SECURITY	403.00	0.00	0.00	0.00	403.00	0.00
212	EMPLOYER MEDICARE LIABILITY	94.00	0.00	0.00	0.00	94.00	0.00
OJ TOT	**********EMPLOYEE BENEFITS*	497.00	0.00	0.00	0.00	497.00	0.00
CC TOT	BOARD OF EQUALIZATION	6,997.00	0.00	255.00-	0.00	7,252.00	0.00

REPORT 240-100 FUND 101: GENERAL GOVERNMENT

STATEMENT OF ENCUMBRANCES AND EXPENDITURES COMPARED WITH AUTHORIZATIONS

FOR THE PERIOD JULY 01, 2018 TO DECEMBER 31, 2018

COST CENTER 51220: BEER BOARD

OBJECT	----------ACCOUNT TITLE----------	APPROPRIATION	OUTSTANDING ENCUMBRANCES	YEAR-TO-DATE EXPENDITURES	DECEMBER 18 EXPENDITURES	UNENCUMBERED BALANCE	LAST YR-TO-DATE EXPENDITURES
332	LEGAL NOTICES-REC & COURT COST	1,000.00	1,221.95	0.00	0.00	0.00	213.85
OJ TOT	**********CONTRACTED SERVICES	1,000.00	1,221.95	0.00	0.00	0.00	213.85
CC TOT	BEER BOARD	1,000.00	1,221.95	0.00	0.00	0.00	213.85

REPORT 240-100 FUND 101: GENERAL GOVERNMENT

STATEMENT OF ENCUMBRANCES AND EXPENDITURES COMPARED WITH AUTHORIZATIONS

FOR THE PERIOD JULY 01, 2018 TO DECEMBER 31, 2018

COST CENTER 51240: OTHER BOARDS & COMMITTEES

OBJECT	----------ACCOUNT TITLE----------	APPROPRIATION	OUTSTANDING ENCUMBRANCES	YEAR-TO-DATE EXPENDITURES	DECEMBER 18 EXPENDITURES	UNENCUMBERED BALANCE	LAST YR-TO-DATE EXPENDITURES
168	TEMPORARY PERSONNEL	46,515.00	0.00	21,875.00	3,867.50	24,640.00	10,613.75
187	OVERTIME PAY	0.00	0.00	249.38	0.00	249.38-	0.00
OJ TOT	**********PERSONAL SERVICES*	46,515.00	0.00	22,124.38	3,867.50	24,390.62	10,613.75
201	SOCIAL SECURITY	2,884.00	0.00	1,372.20	239.79	1,511.80	658.05
210	UNEMPLOYMENT COMPENSATION	54.00	0.00	0.00	0.00	54.00	48.01
212	FICA - MEDICARE	674.00	0.00	320.93	56.08	353.07	153.89
OJ TOT	**********EMPLOYEE BENEFITS*	3,612.00	0.00	1,693.13	295.87	1,918.87	859.95
307	COMMUNICATION	885.00	388.79	408.29	170.36	87.92	0.00
312	CONTRACTS W/PRIVATE AGCY	0.00	0.00	9,168.57	0.00	0.00	18,800.00
332	LEGAL NOTICES, RECORDING & COU	2,000.00	0.00	900.15	0.00	1,099.85	395.00
348	POSTAL CHARGES	100.00	0.00	0.00	0.00	100.00	0.00
355	TRAVEL	5,000.00	0.00	0.00	0.00	5,000.00	0.00
OJ TOT	**********CONTRACTED SERVICES	7,985.00	388.79	10,477.01	170.36	6,287.77	19,195.00
422	FOOD SUPPLIES	0.00	0.00	68.57	0.00	0.00	0.00
435	OFFICE SUPPLIES	200.00	0.00	0.00	0.00	200.00	0.00
OJ TOT	**********SUPPLIES & MATERIAL	200.00	0.00	68.57	0.00	200.00	0.00
599	OTHER CHARGES	10,500.00	3,671.83	7,849.17	5,800.00	3,350.00	0.00
OJ TOT	**********OTHER CHARGES***	10,500.00	3,671.83	7,849.17	5,800.00	3,350.00	0.00
CC TOT	OTHER BOARDS & COMMITTEES	68,812.00	4,060.62	42,212.26	10,133.73	36,147.26	30,668.70

REPORT 240-100 FUND 101: GENERAL GOVERNMENT

STATEMENT OF ENCUMBRANCES AND EXPENDITURES COMPARED WITH AUTHORIZATIONS

FOR THE PERIOD JULY 01, 2018 TO DECEMBER 31, 2018

COST CENTER 51300: COUNTY MAYOR/EXECUTIVE OFFICE

OBJECT	----------ACCOUNT TITLE----------	APPROPRIATION	OUTSTANDING ENCUMBRANCES	YEAR-TO-DATE EXPENDITURES	DECEMBER 18 EXPENDITURES	UNENCUMBERED BALANCE	LAST YR-TO-DATE EXPENDITURES
101	COUNTY OFFICAL/ADMINISTRATIVE	138,726.00	0.00	69,363.06	10,671.24	69,362.94	71,373.12
103	ASSISTANT	9,403.00	0.00	4,308.30	750.60	5,094.70	4,500.00
161	SECRETARY	48,055.00	0.00	21,233.78	3,696.60	26,821.22	22,218.75
OJ TOT	**********PERSONAL SERVICES*	196,184.00	0.00	94,905.14	15,118.44	101,278.86	98,091.87
201	SOCIAL SECURITY	12,163.00	0.00	5,639.36	893.34	6,523.64	5,841.41
204	STATE RETIREMENT	3,965.00	0.00	1,762.51	306.88	2,202.49	1,843.75
206	EMPLOYEE INSURANCE-LIFE	127.00	0.00	54.12	9.60	72.88	54.14
207	EMPLOYEE INSURANCE-HEALTH	27,360.00	0.00	12,592.42	2,098.74	14,767.58	12,011.28
208	EMPLOYEE INSURANCE-DENTAL	412.00	0.00	198.84	33.14	213.16	257.04
210	UNEMPLOYMENT COMPENSATION	54.00	0.00	0.00	0.00	54.00	0.00
212	EMPLOYER MEDICARE LIABILITY	2,845.00	0.00	1,318.86	208.92	1,526.14	1,366.12
OJ TOT	**********EMPLOYEE BENEFITS*	46,926.00	0.00	21,566.11	3,550.62	25,359.89	21,373.74
307	COMMUNICATION	2,248.00	0.00	1,201.78	362.15	1,046.22	288.42
320	DUES & MEMBERSHIPS	150.00	0.00	150.00	0.00	0.00	150.00
348	POSTAL CHARGES	100.00	0.00	4.10	0.00	95.90	0.00
349	PRINTING, STATIONERY & FORMS	750.00	0.00	704.99	39.99	45.01	847.00
355	TRAVEL	800.00	85.96	774.25	0.00	25.75	419.86
356	TUITION	450.00	0.00	450.00	0.00	0.00	135.00
OJ TOT	**********CONTRACTED SERVICES	4,498.00	85.96	3,285.12	402.14	1,212.88	1,840.28
422	FOOD SUPPLIES	600.00	156.80	309.80	0.00	133.40	267.78
425	GASOLINE	500.00	152.22	286.98	42.09	247.53	324.27
435	OFFICE SUPPLIES	400.00	26.61	458.76	0.00	0.03	433.26
451	UNIFORMS	0.00	0.00	0.00	0.00	0.00	624.00
OJ TOT	**********SUPPLIES & MATERIAL	1,500.00	335.63	1,055.54	42.09	380.96	1,649.31
513	WORKERS COMPENSATION INSURANCE	310.00	0.00	310.00	310.00	0.00	0.00
599	OTHER CHARGES	143.00	0.00	139.95	100.00	3.05	70.95
OJ TOT	**********OTHER CHARGES***	453.00	0.00	449.95	410.00	3.05	70.95
719	OFFICE EQUIPMENT	0.00	0.00	0.00	0.00	0.00	669.95
OJ TOT	**********CAPITAL OUTLAY**	0.00	0.00	0.00	0.00	0.00	669.95
CC TOT	COUNTY MAYOR/EXECUTIVE OFFICE	249,561.00	421.59	121,261.86	19,523.29	128,235.64	123,696.10

REPORT 240-100 FUND 101: GENERAL GOVERNMENT

STATEMENT OF ENCUMBRANCES AND EXPENDITURES COMPARED WITH AUTHORIZATIONS

FOR THE PERIOD JULY 01, 2018 TO DECEMBER 31, 2018

COST CENTER 51310: PERSONNEL

OBJECT	----------ACCOUNT TITLE----------	APPROPRIATION	OUTSTANDING ENCUMBRANCES	YEAR-TO-DATE EXPENDITURES	DECEMBER 18 EXPENDITURES	UNENCUMBERED BALANCE	LAST YR-TO-DATE EXPENDITURES
105	SUPERVISOR/DIRECTOR	67,429.00	0.00	31,327.25	5,186.80	36,101.75	31,095.00
162	CLERICAL	149,884.00	0.00	59,642.87	11,247.80	90,241.13	41,501.27
OJ TOT	**********PERSONAL SERVICES*	217,313.00	0.00	90,970.12	16,434.60	126,342.88	72,596.27
201	SOCIAL SECURITY	13,474.00	0.00	5,305.59	957.14	8,168.41	4,122.18
204	STATE RETIREMENT	14,995.00	0.00	6,055.74	1,133.98	8,939.26	4,696.55
206	EMPLOYEE INSURANCE-LIFE	193.00	0.00	92.51	18.04	100.49	64.73
207	EMPLOYEE INSURANCE-HEALTH	47,040.00	0.00	21,951.38	3,730.00	25,088.62	18,622.56
208	EMPLOYEE INSURANCE-DENTAL	823.00	0.00	390.13	68.56	432.87	398.52
210	UNEMPLOYMENT COMPENSATION	216.00	0.00	0.00	0.00	216.00	0.00
212	FICA-MEDICARE	3,151.00	0.00	1,240.78	223.83	1,910.22	964.07
OJ TOT	**********EMPLOYEE BENEFITS*	79,892.00	0.00	35,036.13	6,131.55	44,855.87	28,868.61
302	ADVERTISING	400.00	0.00	0.00	0.00	400.00	0.00
307	COMMUNICATION	2,985.00	0.00	571.24	42.50	2,413.76	700.81
312	CONTRACTS W/ PRIVATE AGENCIES	10,000.00	0.00	448.21	77.07	9,551.79	0.00
320	DUES & MEMBERSHIPS	1,500.00	0.00	189.00	0.00	1,311.00	199.00
330	LEASE PAYMENTS	1,400.00	379.55	624.86	109.35	633.47	583.02
331	LEGAL SERVICES	1,500.00	0.00	171.00	0.00	1,329.00	1,131.65
333	LICENSES	395.00	0.00	0.00	0.00	395.00	360.00
348	POSTAL CHARGES	3,200.00	0.00	319.09	151.13	2,880.91	0.00
355	TRAVEL	1,100.00	0.00	68.69	0.00	1,031.31	926.59
356	TUITION	1,100.00	0.00	0.00	0.00	1,250.00	0.00
399	OTHER CONTRACTED SERVICES	0.00	97,465.60	0.00	0.00	0.00	3,125.00
OJ TOT	**********CONTRACTED SERVICES	23,580.00	97,845.15	2,392.09	380.05	21,196.24	7,026.07
422	FOOD SUPPLIES	300.00	0.00	64.56	0.00	296.60	108.00
435	OFFICE SUPPLIES	800.00	0.00	225.99	225.99	574.01	371.48
451	UNIFORMS	100.00	0.00	0.00	0.00	100.00	96.00
499	OTHER SUPPLIES & MATERIALS	5,600.00	133.77	2,157.69	444.16	3,619.54	3,475.15
OJ TOT	**********SUPPLIES & MATERIAL	6,800.00	133.77	2,448.24	670.15	4,590.15	4,050.63
513	WORKER'S COMPENSATION	620.00	0.00	620.00	620.00	0.00	0.00
599	OTHER CHARGES	0.00	0.00	0.00	0.00	0.00	7.00
OJ TOT	**********OTHER CHARGES***	620.00	0.00	620.00	620.00	0.00	7.00
CC TOT	PERSONNEL	328,205.00	97,978.92	131,466.58	24,236.35	196,985.14	112,548.58

REPORT 240-100 FUND 101: GENERAL GOVERNMENT

STATEMENT OF ENCUMBRANCES AND EXPENDITURES COMPARED WITH AUTHORIZATIONS

FOR THE PERIOD JULY 01, 2018 TO DECEMBER 31, 2018

COST CENTER 51500: ELECTION COMMISSION

OBJECT	----------ACCOUNT TITLE----------	APPROPRIATION	OUTSTANDING ENCUMBRANCES	YEAR-TO-DATE EXPENDITURES	DECEMBER 18 EXPENDITURES	UNENCUMBERED BALANCE	LAST YR-TO-DATE EXPENDITURES
101	COUNTY OFFICIAL/ADMINISTRATIVE	81,893.00	0.00	40,946.49	6,299.46	40,946.51	42,133.00
162	CLERICAL PERSONNEL	104,277.00	0.00	41,228.30	6,960.96	63,048.70	49,501.17
168	TEMPORARY PERSONNEL	29,192.00	0.00	8,104.99	1,279.44	21,087.01	0.00
187	OVERTIME	7,051.00	0.00	7,050.76	0.00	0.24	583.06
192	ELECTION COMMISSION	33,000.00	0.00	19,131.00	1,938.50	13,869.00	12,600.25
193	ELECTION WORKERS	191,000.00	0.00	185,712.25	450.00	5,287.75	0.00
196	IN-SERVICE TRAINING	15,900.00	0.00	12,975.00	100.00	2,925.00	0.00
OJ TOT	**********PERSONAL SERVICES*	462,313.00	0.00	315,148.79	17,028.36	147,164.21	104,817.48
201	SOCIAL SECURITY	28,092.00	0.00	13,148.01	984.14	14,943.99	6,201.82
204	STATE RETIREMENT	12,846.00	0.00	5,242.04	914.97	7,603.96	5,309.99
206	EMPLOYEE INSURANCE-LIFE	183.00	0.00	76.74	13.90	106.26	74.72
207	EMPLOYEE INSURANCE-HEALTH	25,680.00	0.00	9,360.00	1,560.00	16,320.00	10,861.63
208	EMPLOYEE INSURANCE-DENTAL	617.00	0.00	205.68	34.28	411.32	382.52
210	UNEMPLOYMENT COMPENSATION	519.00	0.00	301.36	0.83	217.64	6.66
212	EMPLOYER MEDICARE LIABILITY	6,569.00	0.00	3,074.94	230.18	3,494.06	1,450.62
OJ TOT	**********EMPLOYEE BENEFITS*	74,506.00	0.00	31,408.77	3,738.30	43,097.23	24,287.96
307	COMMUNICATION	4,111.00	0.00	3,406.85	363.26	704.15	96.00
320	DUES & MEMBERSHIPS	450.00	0.00	0.00	0.00	450.00	225.00
330	LEASE PAYMENTS	1,699.00	873.79	845.53	149.21	253.74	585.81
332	LEGAL NOTICES, RECORDING & COU	14,800.00	2,853.45	14,446.05	0.00	183.10	86.45
333	LICENSES	29,955.00	0.00	13,770.00	0.00	22,115.00	3,797.00
334	MAINTENANCE AGREEMENTS	10,200.00	0.00	0.00	0.00	10,200.00	10,200.00
348	POSTAL CHARGES	8,000.00	0.00	5,858.22	977.32	2,141.78	0.00
349	PRINTING, STATIONERY & FORMS	4,200.00	0.00	3,000.00	421.84	1,200.00	1,300.00
351	RENTALS	2,200.00	0.00	2,167.35	0.00	32.65	0.00
355	TRAVEL	10,000.00	450.00	2,025.49	940.38	7,524.51	4,950.44
356	TUITION	3,000.00	0.00	525.00	0.00	2,475.00	450.00
OJ TOT	**********CONTRACTED SERVICES	88,615.00	4,177.24	46,044.49	2,852.01	47,279.93	21,690.70
422	FOOD SUPPLIES	500.00	250.00	135.92	0.00	114.08	0.00
425	GASOLINE	100.00	0.00	91.88	0.00	8.12	0.00
435	OFFICE SUPPLIES	12,500.00	1,754.94	7,188.55	298.09	4,108.53	8,161.55
OJ TOT	**********SUPPLIES & MATERIAL	13,100.00	2,004.94	7,416.35	298.09	4,230.73	8,161.55
513	WORKERS COMPENSATION INSURANCE	775.00	0.00	775.00	775.00	0.00	0.00
OJ TOT	**********OTHER CHARGES***	775.00	0.00	775.00	775.00	0.00	0.00
707	BUILDING IMPROVEMENTS	0.00	0.00	0.00	0.00	0.00	26,942.86
709	DATA PROCESSING EQUIPMENT	1,800.00	0.00	1,439.67	705.59	360.33	0.00
OJ TOT	**********CAPITAL OUTLAY**	1,800.00	0.00	1,439.67	705.59	360.33	26,942.86
CC TOT	ELECTION COMMISSION	641,109.00	6,182.18	402,233.07	25,397.35	242,132.43	185,900.55

REPORT 240-100 FUND 101: GENERAL GOVERNMENT

STATEMENT OF ENCUMBRANCES AND EXPENDITURES COMPARED WITH AUTHORIZATIONS

FOR THE PERIOD JULY 01, 2018 TO DECEMBER 31, 2018

COST CENTER 51600: REGISTER OF DEEDS

OBJECT	----------ACCOUNT TITLE----------	APPROPRIATION	OUTSTANDING ENCUMBRANCES	YEAR-TO-DATE EXPENDITURES	DECEMBER 18 EXPENDITURES	UNENCUMBERED BALANCE	LAST YR-TO-DATE EXPENDITURES
101	COUNTY OFFICIAL/ADMINISTRATIVE	90,992.00	0.00	45,495.97	6,999.38	45,496.03	46,814.32
162	CLERICAL PERSONNEL	303,419.00	0.00	133,997.64	23,339.80	169,421.36	140,256.36
169	PART TIME PERSONNEL	6,438.00	0.00	1,299.75	196.00	5,138.25	1,152.00
OJ TOT	**********PERSONAL SERVICES*	400,849.00	0.00	180,793.36	30,535.18	220,055.64	188,222.68
201	SOCIAL SECURITY	24,853.00	0.00	10,552.88	1,767.21	14,300.12	10,908.33
204	STATE RETIREMENT	27,214.00	0.00	12,098.79	2,093.42	15,115.21	12,219.86
206	EMPLOYEE INSURANCE-LIFE	419.00	0.00	182.22	34.00	236.78	166.55
207	EMPLOYEE INSURANCE-HEALTH	88,080.00	0.00	34,590.00	5,765.00	53,490.00	38,897.45
208	EMPLOYEE INSURANCE-DENTAL	1,646.00	0.00	822.72	137.12	823.28	1,190.25
210	UNEMPLOYMENT COMPENSATION	509.00	0.00	4.91	0.78	504.09	30.03
212	EMPLOYER MEDICARE LIABILITY	5,812.00	0.00	2,479.81	416.16	3,332.19	2,567.89
OJ TOT	**********EMPLOYEE BENEFITS*	148,533.00	0.00	60,731.33	10,213.69	87,801.67	65,980.36
307	COMMUNICATION	5,757.00	0.00	1,670.01	425.43	4,086.99	288.42
320	DUES & MEMBERSHIPS	1,600.00	0.00	655.00	25.00	945.00	595.00
330	LEASE PAYMENTS	3,100.00	1,318.74	1,318.74	219.79	462.52	1,318.74
337	MAINT & REPAIR SERVICES-OFFICE	750.00	0.00	429.45	143.15	320.55	250.00
348	POSTAL CHARGES	1,500.00	0.00	398.51	65.55	1,101.49	0.00
349	PRINTING, STATIONERY & FORMS	650.00	0.00	89.00	0.00	561.00	89.00
350	INTERNET CONNECTIVITY	1,500.00	0.00	0.00	0.00	1,500.00	586.51
355	TRAVEL	2,200.00	0.00	1,870.16	292.59	604.16	249.57
356	TUITION	950.00	0.00	250.00	0.00	700.00	100.00
399	OTHER CONTRACTED SERVICES	34,700.00	0.00	900.00	0.00	34,250.00	900.00
OJ TOT	**********CONTRACTED SERVICES	52,707.00	1,318.74	7,580.87	1,171.51	44,531.71	4,377.24
411	DATA PROCESSING SUPPLIES	800.00	0.00	256.49	0.00	543.51	259.65
435	OFFICE SUPPLIES	2,540.00	0.00	1,016.06	314.19	1,523.94	3,026.57
499	OTHER SUPPLIES & MATERIALS	600.00	0.00	686.35	0.00	600.00	84.10
OJ TOT	**********SUPPLIES & MATERIAL	3,940.00	0.00	1,958.90	314.19	2,667.45	3,370.32
513	WORKERS COMPENSATION INSURANCE	1,705.00	0.00	1,705.00	1,705.00	0.00	0.00
599	OTHER CHARGES	500.00	0.00	0.00	0.00	500.00	0.00
OJ TOT	**********OTHER CHARGES***	2,205.00	0.00	1,705.00	1,705.00	500.00	0.00
711	FURNITURE & FIXTURES	0.00	0.00	0.00	0.00	0.00	3,665.11
OJ TOT	**********CAPITAL OUTLAY**	0.00	0.00	0.00	0.00	0.00	3,665.11
CC TOT	REGISTER OF DEEDS	608,234.00	1,318.74	252,769.46	43,939.57	355,556.47	265,615.71

REPORT 240-100 FUND 101: GENERAL GOVERNMENT

STATEMENT OF ENCUMBRANCES AND EXPENDITURES COMPARED WITH AUTHORIZATIONS

FOR THE PERIOD JULY 01, 2018 TO DECEMBER 31, 2018

COST CENTER 51710: PLANNING & DEVELOPMENT SERVICES

OBJECT	----------ACCOUNT TITLE----------	APPROPRIATION	OUTSTANDING ENCUMBRANCES	YEAR-TO-DATE EXPENDITURES	DECEMBER 18 EXPENDITURES	UNENCUMBERED BALANCE	LAST YR-TO-DATE EXPENDITURES
103	ASSISTANTS	0.00	0.00	0.00	0.00	0.00	25,769.00
105	SUPERVISOR/DIRECTOR	83,035.00	0.00	36,662.33	6,387.39	46,372.67	38,291.29
141	FOREMEN	129,037.00	0.00	56,979.54	9,926.00	72,057.46	0.00
161	SECRETARY	130,044.00	0.00	44,457.71	7,683.85	85,586.29	47,350.52
189	OTHER SALARIES & WAGES	230,757.00	0.00	101,387.72	17,649.49	129,369.28	136,332.55
OJ TOT	**********PERSONAL SERVICES*	572,873.00	0.00	239,487.30	41,646.73	333,385.70	247,743.36
201	SOCIAL SECURITY	35,518.00	0.00	14,451.98	2,503.20	21,066.02	14,916.16
204	STATE RETIREMENT	39,528.00	0.00	15,347.24	2,873.65	24,180.76	15,969.14
206	EMPLOYEE INSURANCE-LIFE	531.00	0.00	236.00	44.92	295.00	226.83
207	EMPLOYEE INSURANCE-HEALTH	119,760.00	0.00	39,788.22	6,631.82	79,971.78	43,017.24
208	EMPLOYEE INSURANCE-DENTAL	2,263.00	0.00	804.62	134.12	1,458.38	1,282.18
210	UNEMPLOYMENT COMPENSATION	648.00	0.00	7.79	0.00	640.21	25.15
212	MEDICARE	8,307.00	0.00	3,380.01	585.41	4,926.99	3,488.43
OJ TOT	**********EMPLOYEE BENEFITS*	206,555.00	0.00	74,015.86	12,773.12	132,539.14	78,925.13
302	ADVERTISING	800.00	0.00	98.00	0.00	702.00	10.00
307	COMMUNICATION	12,986.00	0.00	4,731.93	1,633.99	8,254.07	3,339.84
308	CONSULTANT	500.00	0.00	0.00	0.00	500.00	0.00
320	DUES & MEMBERSHIPS	8,500.00	0.00	889.00	500.00	7,611.00	1,139.00
321	ENGINEERING SERVICES	28,500.00	0.00	0.00	0.00	28,500.00	0.00
330	LEASE PAYMENTS	43,600.00	20,621.31	21,107.19	2,926.32	3,632.20	21,264.48
332	LEGAL NOTICES	3,500.00	1,045.00	929.40	0.00	2,000.00	1,093.80
337	MAINTENANCE & REPAIR-OFFICE EQ	300.00	0.00	20.67	0.00	279.33	0.00
338	MAINT. & REPAIR SERVICES-VEHIC	2,000.00	0.00	84.00	10.00	1,916.00	193.58
348	POSTAL CHARGES	1,500.00	0.00	632.13	102.96	867.87	0.00
349	PRINTING, STATIONERY & FORMS	3,100.00	0.00	1,378.00	0.00	3,149.16	946.25
355	TRAVEL	1,000.00	0.00	0.00	0.00	1,000.00	425.64
356	TUITION	8,000.00	0.00	508.00	254.00	7,492.00	1,838.34
399	OTHER CONTRACTED SERVICES	19,000.00	351.42	548.58	0.00	18,500.56	939.11
OJ TOT	**********CONTRACTED SERVICES	133,286.00	22,017.73	30,926.90	5,427.27	84,404.19	31,190.04
414	DUPLICATING SUPPLIES	475.00	270.00	0.00	0.00	205.00	0.00
425	GASOLINE	12,000.00	1,930.96	8,069.04	932.47	2,000.00	6,912.64
429	INSTRUCTIONAL SUPPLIES & MATER	5,500.00	0.00	800.00	800.00	4,700.00	2,171.00
435	OFFICE SUPPLIES	4,100.00	1,098.14	503.93	0.00	3,354.58	984.58
451	UNIFORMS	2,000.00	0.00	341.88	0.00	3,658.12	0.00
OJ TOT	**********SUPPLIES & MATERIAL	24,075.00	3,299.10	9,714.85	1,732.47	13,917.70	10,068.22
513	WORKERS COMPENSATION INSURANCE	1,705.00	0.00	1,705.00	1,705.00	0.00	0.00
599	OTHER CHARGES	0.00	0.00	0.00	0.00	0.00	222.00
OJ TOT	**********OTHER CHARGES***	1,705.00	0.00	1,705.00	1,705.00	0.00	222.00
711	FURNITURE & FIXTURES	1,500.00	0.00	0.00	0.00	1,500.00	1,325.00
719	OFFICE EQUIPMENT	500.00	0.00	0.00	0.00	500.00	0.00
735	FIELD EQUIPMENT	9,500.00	0.00	4,730.06	0.00	14,169.94	2,416.00
OJ TOT	**********CAPITAL OUTLAY**	11,500.00	0.00	4,730.06	0.00	16,169.94	3,741.00

REPORT 240-100 FUND 101: GENERAL GOVERNMENT

STATEMENT OF ENCUMBRANCES AND EXPENDITURES COMPARED WITH AUTHORIZATIONS

FOR THE PERIOD JULY 01, 2018 TO DECEMBER 31, 2018

COST CENTER 51710: PLANNING & DEVELOPMENT SERVICES

OBJECT	----------ACCOUNT TITLE----------	APPROPRIATION	OUTSTANDING ENCUMBRANCES	YEAR-TO-DATE EXPENDITURES	DECEMBER 18 EXPENDITURES	UNENCUMBERED BALANCE	LAST YR-TO-DATE EXPENDITURES
CC TOT	PLANNING & DEVELOPMENT SERVICE	949,994.00	25,316.83	360,579.97	63,284.59	580,416.67	371,889.75

REPORT 240-100 FUND 101: GENERAL GOVERNMENT

STATEMENT OF ENCUMBRANCES AND EXPENDITURES COMPARED WITH AUTHORIZATIONS

FOR THE PERIOD JULY 01, 2018 TO DECEMBER 31, 2018

COST CENTER 51800: COUNTY BUILDINGS

OBJECT	----------ACCOUNT TITLE----------	APPROPRIATION	OUTSTANDING ENCUMBRANCES	YEAR-TO-DATE EXPENDITURES	DECEMBER 18 EXPENDITURES	UNENCUMBERED BALANCE	LAST YR-TO-DATE EXPENDITURES
105	SUPERVISOR/DIRECTOR	37,161.00	0.00	15,413.30	2,692.20	21,747.70	15,155.00
166	CUSTODIAL PERSONNEL	157,661.00	0.00	68,543.89	12,002.66	89,117.11	69,189.41
167	MAINTENANCE PERSONNEL	115,100.00	0.00	59,729.23	11,435.10	55,370.77	54,707.32
169	PART-TIME PERSONNEL	30,552.00	0.00	5,791.25	985.54	24,760.75	6,917.35
187	OVERTIME PAY	3,000.00	0.00	473.38	126.43	2,526.62	1,302.74
OJ TOT	**********PERSONAL SERVICES*	343,474.00	0.00	149,951.05	27,241.93	193,522.95	147,271.82
201	SOCIAL SECURITY	21,295.00	0.00	8,888.12	1,602.52	12,406.88	8,736.08
204	STATE RETIREMENT	21,385.00	0.00	7,984.51	1,642.86	13,400.49	9,162.01
206	EMPLOYEE INSURANCE-LIFE	351.00	0.00	155.51	31.58	195.49	142.03
207	EMPLOYEE INSURANCE-HEALTH	90,720.00	0.00	36,058.80	6,736.06	54,661.20	34,710.10
208	EMPLOYEE INSURANCE-DENTAL	1,851.00	0.00	800.92	144.96	1,050.08	1,205.29
210	UNEMPLOYMENT COMPENSATION	648.00	0.00	76.19	8.34	571.81	76.27
212	EMPLOYER MEDICARE LIABILITY	4,981.00	0.00	2,078.67	374.79	2,902.33	2,043.14
OJ TOT	**********EMPLOYEE BENEFITS*	141,231.00	0.00	56,042.72	10,541.11	85,188.28	56,074.92
307	COMMUNICATION	4,131.00	0.00	2,437.63	850.48	1,693.37	1,357.68
330	LEASE PAYMENTS	12,100.00	5,932.20	6,167.80	1,008.20	0.00	6,136.62
332	LEGAL NOTICE-REC-COURT CST	20.00	0.00	0.00	0.00	20.00	10.00
334	MAINTENANCE AGREEMENTS	57,737.00	25,532.16	19,776.04	2,704.55	17,954.62	20,214.57
335	MAINT. & REPAIR SERVICES-BUILD	57,518.00	19,292.71	24,257.45	3,506.16	18,954.82	41,825.05
336	MAINT. & REPAIR SERVICES-EQUIP	43,648.00	9,495.29	34,859.06	3,613.45	4,510.83	31,854.17
338	MAINT & REPAIR SERV-VEHICLE	500.00	0.00	0.00	0.00	500.00	0.00
347	PEST CONTROL	3,830.00	1,055.00	1,105.00	360.00	1,750.00	1,050.00
348	POSTAL CHARGES	10.00	0.00	1.27	0.85	8.73	0.00
355	TRAVEL	500.00	0.00	0.00	0.00	500.00	0.00
356	TUITION	2,200.00	0.00	1,325.00	700.00	875.00	0.00
361	PERMITS	2,000.00	1,415.00	585.00	0.00	912.50	218.11
OJ TOT	**********CONTRACTED SERVICES	184,194.00	62,722.36	90,514.25	12,743.69	47,679.87	102,666.20
410	CUSTODIAL SUPPLIES	24,980.00	5,136.10	12,430.23	1,003.68	8,908.13	12,155.50
425	GASOLINE	5,000.00	2,708.94	1,791.06	319.37	533.05	2,075.32
434	NATURAL GAS	65,000.00	0.00	15,526.54	3,763.47	49,473.46	19,994.42
435	OFFICE SUPPLIES	500.00	105.40	394.60	0.00	0.00	223.86
451	UNIFORMS	5,990.00	3,731.78	2,258.22	375.90	1,675.89	1,948.64
452	UTILITIES	637,000.00	0.00	282,741.72	54,861.39	354,258.28	268,568.40
463	TESTING	110.00	0.00	110.00	0.00	0.00	0.00
OJ TOT	**********SUPPLIES & MATERIAL	738,580.00	11,682.22	315,252.37	60,323.81	414,848.81	304,966.14
513	WORKERS COMPENSATION INSURANCE	1,860.00	0.00	1,860.00	1,860.00	0.00	0.00
OJ TOT	**********OTHER CHARGES***	1,860.00	0.00	1,860.00	1,860.00	0.00	0.00
707	BUILDING IMPROVEMENTS	85,654.00	32,269.72	55,054.51	12,741.12	35,709.89	108,027.12
717	MAINTENANCE EQUIPMENT	7,020.00	0.00	0.00	0.00	7,020.00	7,020.00
OJ TOT	**********CAPITAL OUTLAY**	92,674.00	32,269.72	55,054.51	12,741.12	42,729.89	115,047.12
CC TOT	COUNTY BUILDINGS	1,502,013.00	106,674.30	668,674.90	125,451.66	783,969.80	726,026.20

REPORT 240-100 FUND 101: GENERAL GOVERNMENT

STATEMENT OF ENCUMBRANCES AND EXPENDITURES COMPARED WITH AUTHORIZATIONS

FOR THE PERIOD JULY 01, 2018 TO DECEMBER 31, 2018

COST CENTER 51800: COUNTY BUILDINGS

OBJECT	ACCOUNT TITLE	APPROPRIATION	OUTSTANDING ENCUMBRANCES	YEAR-TO-DATE EXPENDITURES	DECEMBER 18 EXPENDITURES	UNENCUMBERED BALANCE	LAST YR-TO-DATE EXPENDITURES

REPORT 240-100 FUND 101: GENERAL GOVERNMENT

STATEMENT OF ENCUMBRANCES AND EXPENDITURES COMPARED WITH AUTHORIZATIONS

FOR THE PERIOD JULY 01, 2018 TO DECEMBER 31, 2018

COST CENTER 51900: OTHER GENERAL ADMINISTRATION

OBJECT	----------ACCOUNT TITLE----------	APPROPRIATION	OUTSTANDING ENCUMBRANCES	YEAR-TO-DATE EXPENDITURES	DECEMBER 18 EXPENDITURES	UNENCUMBERED BALANCE	LAST YR-TO-DATE EXPENDITURES
105	SUPERVISOR/DIRECTOR	76,479.00	0.00	33,767.24	5,883.00	42,711.76	35,268.75
OJ TOT	**********PERSONAL SERVICES*	76,479.00	0.00	33,767.24	5,883.00	42,711.76	35,268.75
201	SOCIAL SECURITY	4,742.00	0.00	2,013.85	348.53	2,728.15	2,111.14
204	STATE RETIREMENT	5,277.00	0.00	2,329.90	405.92	2,947.10	2,433.80
206	EMPLOYEE INS - LIFE	59.00	0.00	26.04	4.96	32.96	26.06
207	EMPLOYEE INSURANCE - HEALTH	13,680.00	0.00	6,510.00	1,085.00	7,170.00	6,210.00
208	EMPLOYEE INSURANCE - DENTAL	206.00	0.00	102.84	17.14	103.16	132.84
210	UNEMPLOYMENT COMPENSATION	54.00	0.00	0.00	0.00	54.00	0.00
212	SOCIAL SECURITY-MEDICARE	1,109.00	0.00	471.01	81.52	637.99	493.75
OJ TOT	**********EMPLOYEE BENEFITS*	25,127.00	0.00	11,453.64	1,943.07	13,673.36	11,407.59
307	COMMUNICATION	2,046.00	0.00	636.57	348.97	1,409.43	780.84
332	LEGAL NOTICES	240.00	243.40	118.30	0.00	0.00	59.15
399	OTHER CONTRACTED SERVICES	0.00	0.00	35,000.00	0.00	0.00	0.00
OJ TOT	**********CONTRACTED SERVICES	2,286.00	243.40	35,754.87	348.97	1,409.43	839.99
435	OFFICE SUPPLIES	660.00	0.00	0.00	0.00	660.00	0.00
OJ TOT	**********SUPPLIES & MATERIAL	660.00	0.00	0.00	0.00	660.00	0.00
506	LIABILITY INSURANCE	514,712.00	0.00	514,712.00	514,712.00	0.00	0.00
513	WORKMANS COMP INS	155.00	0.00	155.00	155.00	0.00	0.00
OJ TOT	**********OTHER CHARGES***	514,867.00	0.00	514,867.00	514,867.00	0.00	0.00
735	HEALTH EQUIPMENT	33,000.00	2,158.00	0.00	0.00	30,918.00	71,650.18
OJ TOT	**********CAPITAL OUTLAY**	33,000.00	2,158.00	0.00	0.00	30,918.00	71,650.18
CC TOT	OTHER GENERAL ADMINISTRATION	652,419.00	2,401.40	595,842.75	523,042.04	89,372.55	119,166.51

REPORT 240-100 FUND 101: GENERAL GOVERNMENT

STATEMENT OF ENCUMBRANCES AND EXPENDITURES COMPARED WITH AUTHORIZATIONS

FOR THE PERIOD JULY 01, 2018 TO DECEMBER 31, 2018

COST CENTER 51910: PRESERVATION OF RECORDS

OBJECT	----------ACCOUNT TITLE----------	APPROPRIATION	OUTSTANDING ENCUMBRANCES	YEAR-TO-DATE EXPENDITURES	DECEMBER 18 EXPENDITURES	UNENCUMBERED BALANCE	LAST YR-TO-DATE EXPENDITURES
105	SUPERVISOR/DIRECTOR	48,544.00	0.00	21,435.90	3,734.20	27,108.10	22,445.07
189	OTHER SALARIES & WAGES	25,563.00	0.00	10,816.30	1,966.60	14,746.70	10,336.21
OJ TOT	**********PERSONAL SERVICES*	74,107.00	0.00	32,252.20	5,700.80	41,854.80	32,781.28
201	SOCIAL SECURITY	4,595.00	0.00	1,944.90	342.89	2,650.10	1,944.74
204	RETIREMENT	5,114.00	0.00	1,479.08	257.66	3,634.92	2,262.21
206	EMPLOYEE INSURANCE - LIFE	88.00	0.00	34.78	7.24	53.22	34.67
207	EMPLOYEE INSURANCE - HEALTH	12,000.00	0.00	3,325.00	475.00	8,675.00	5,406.00
208	EMPLOYEE INSURANCE - DENTAL	412.00	0.00	119.98	17.14	292.02	265.68
210	UNEMPLOYMENT	108.00	0.00	26.11	0.00	81.89	0.00
212	MEDICARE	1,075.00	0.00	454.80	80.18	620.20	454.80
OJ TOT	**********EMPLOYEE BENEFITS*	23,392.00	0.00	7,384.65	1,180.11	16,007.35	10,368.10
307	COMMUNICATION	4,149.00	0.00	957.53	278.71	3,191.47	1,025.22
320	DUES & MEMBERSHIPS	35.00	0.00	0.00	0.00	35.00	0.00
330	LEASE PAYMENTS	748.00	311.85	374.22	62.37	61.93	374.22
348	POSTAL CHARGES	25.00	0.00	0.00	0.00	25.00	0.00
355	TRAVEL	365.00	0.00	89.23	40.01	275.77	362.71
356	TUITION	175.00	0.00	0.00	0.00	175.00	85.00
399	OTHER CONTRACTED SERVICES	6,530.00	517.40	5,385.64	0.00	773.86	840.15
OJ TOT	**********CONTRACTED SERVICES	12,027.00	829.25	6,806.62	381.09	4,538.03	2,687.30
425	GASOLINE	350.00	96.43	0.00	0.00	350.00	25.12
435	OFFICE SUPPLIES	650.00	20.66	250.66	0.00	399.34	197.95
499	OTHER SUPPLIES & MATERIALS	3,500.00	120.37	2,775.76	282.84	3,057.62	611.38
OJ TOT	**********SUPPLIES & MATERIAL	4,500.00	237.46	3,026.42	282.84	3,806.96	834.45
513	WORKERS' COMPENSATION	310.00	0.00	310.00	310.00	0.00	0.00
OJ TOT	**********OTHER CHARGES***	310.00	0.00	310.00	310.00	0.00	0.00
CC TOT	PRESERVATION OF RECORDS	114,336.00	1,066.71	49,779.89	7,854.84	66,207.14	46,671.13

REPORT 240-100 FUND 101: GENERAL GOVERNMENT

STATEMENT OF ENCUMBRANCES AND EXPENDITURES COMPARED WITH AUTHORIZATIONS

FOR THE PERIOD JULY 01, 2018 TO DECEMBER 31, 2018

COST CENTER 51920: RISK MANAGEMENT

OBJECT	----------ACCOUNT TITLE----------	APPROPRIATION	OUTSTANDING ENCUMBRANCES	YEAR-TO-DATE EXPENDITURES	DECEMBER 18 EXPENDITURES	UNENCUMBERED BALANCE	LAST YR-TO-DATE EXPENDITURES
105	SUPERVISOR/DIRECTOR	56,548.00	0.00	24,969.77	4,349.81	31,578.23	26,146.25
189	OTHER SALARIES & WAGES	43,633.00	0.00	19,496.26	3,401.13	24,136.74	20,320.26
OJ TOT	**********PERSONAL SERVICES*	100,181.00	0.00	44,466.03	7,750.94	55,714.97	46,466.51
201	SOCIAL SECURITY	6,211.00	0.00	2,567.60	443.42	3,643.40	2,699.31
204	STATE RETIREMENT	6,913.00	0.00	3,068.36	534.82	3,844.64	3,208.60
206	EMPLOYEE INSURANCE-LIFE	111.00	0.00	47.88	9.12	63.12	47.17
207	EMPLOYEE INSURANCE-HEALTH	19,680.00	0.00	9,360.00	1,560.00	10,320.00	8,838.73
208	EMPLOYEE INSURANCE-DENTAL	412.00	0.00	205.68	34.28	206.32	264.09
210	UNEMPLOYMENT COMPENSATION	108.00	0.00	0.00	0.00	108.00	0.00
212	FICA-MEDICARE	1,453.00	0.00	600.47	103.71	852.53	631.28
OJ TOT	**********EMPLOYEE BENEFITS*	34,888.00	0.00	15,849.99	2,685.35	19,038.01	15,689.18
307	COMMUNICATION	2,868.00	0.00	814.87	241.54	2,053.13	0.00
320	DUES & MEMBERSHIPS	660.00	0.00	0.00	0.00	660.00	85.00
330	LEASE PAYMENTS	6,800.00	3,252.58	3,385.22	534.09	162.20	3,323.56
338	MAINT & REPAIR SERV-VEHICLE	500.00	0.00	0.00	0.00	500.00	0.00
348	POSTAL CHARGES	50.00	0.00	6.95	1.69	43.05	0.00
349	PRINTING, STATIONARY & FORMS	800.00	0.00	0.00	0.00	800.00	530.00
355	TRAVEL	2,800.00	0.00	1,080.29	118.23	1,812.48	1,821.31
356	TUITION	1,865.00	0.00	314.00	0.00	1,551.00	475.00
399	OTHER CONTRACTED SERVICES	150.00	0.00	139.98	139.98	10.02	139.98
OJ TOT	**********CONTRACTED SERVICES	16,493.00	3,252.58	5,741.31	1,035.53	7,591.88	6,374.85
425	GASOLINE	3,500.00	1,177.22	1,112.78	162.35	1,210.00	1,098.54
435	OFFICE SUPPLIES	1,000.00	328.20	1,047.20	175.73	26.58	611.81
OJ TOT	**********SUPPLIES & MATERIAL	4,500.00	1,505.42	2,159.98	338.08	1,236.58	1,710.35
513	WORKER'S COMPENSATION	310.00	0.00	310.00	310.00	0.00	0.00
OJ TOT	**********OTHER CHARGES***	310.00	0.00	310.00	310.00	0.00	0.00
709	DATA PROCESSING EQUIPMENT	750.00	0.00	0.00	0.00	750.00	0.00
711	FURNITURE & FIXTURES	750.00	0.00	0.00	0.00	750.00	0.00
OJ TOT	**********CAPITAL OUTLAY**	1,500.00	0.00	0.00	0.00	1,500.00	0.00
CC TOT	RISK MANAGEMENT	157,872.00	4,758.00	68,527.31	12,119.90	85,081.44	70,240.89

REPORT 240-100 FUND 101: GENERAL GOVERNMENT

STATEMENT OF ENCUMBRANCES AND EXPENDITURES COMPARED WITH AUTHORIZATIONS

FOR THE PERIOD JULY 01, 2018 TO DECEMBER 31, 2018

COST CENTER 52100: ACCOUNTING & BUDGETING

OBJECT	----------ACCOUNT TITLE----------	APPROPRIATION	OUTSTANDING ENCUMBRANCES	YEAR-TO-DATE EXPENDITURES	DECEMBER 18 EXPENDITURES	UNENCUMBERED BALANCE	LAST YR-TO-DATE EXPENDITURES
105	SUPERVISOR/DIRECTOR	90,992.00	0.00	40,019.00	6,972.20	50,973.00	41,797.50
119	ACCOUNTANTS/BOOKKEEPERS	338,764.00	0.00	123,496.27	20,526.04	215,267.73	177,589.41
162	CLERICAL PERSONNEL	39,370.00	0.00	20,683.13	5,311.21	18,686.87	18,177.84
169	PART-TIME PERSONNEL	12,156.00	0.00	0.00	0.00	12,156.00	2,047.50
187	OVERTIME PAY	2,000.00	0.00	0.00	0.00	2,000.00	0.00
OJ TOT	**********PERSONAL SERVICES*	483,282.00	0.00	184,198.40	32,809.45	299,083.60	239,612.25
201	SOCIAL SECURITY	29,964.00	0.00	11,030.39	1,958.54	18,933.61	14,279.53
204	STATE RETIREMENT	29,653.00	0.00	12,160.82	1,854.48	17,492.18	16,385.55
206	EMPLOYEE INSURANCE-LIFE	416.00	0.00	164.30	29.98	251.70	217.40
207	EMPLOYEE INSURANCE-HEALTH	82,080.00	0.00	25,338.70	4,276.26	56,741.30	34,116.78
208	EMPLOYEE INSURANCE-DENTAL	1,440.00	0.00	645.11	103.98	794.89	1,071.36
210	UNEMPLOYMENT COMPENSATION	486.00	0.00	27.81	23.72	458.19	12.29
212	EMPLOYER MEDICARE LIABILITY	7,007.00	0.00	2,579.60	458.03	4,427.40	3,349.66
OJ TOT	**********EMPLOYEE BENEFITS*	151,046.00	0.00	51,946.73	8,704.99	99,099.27	69,432.57
307	COMMUNICATION	6,000.00	0.00	1,881.71	388.94	4,118.29	408.00
317	DATA PROCESSING SERVICES	0.00	345.42	2,654.58	0.00	0.00	0.00
320	DUES & MEMBERSHIPS	2,500.00	757.50	845.00	75.00	897.50	746.00
330	LEASE PAYMENTS	3,400.00	1,700.83	1,699.17	241.78	0.00	1,547.43
332	LEGAL NOTICE-REC-COURT CST	400.00	0.00	0.00	0.00	400.00	0.00
348	POSTAL CHARGES	3,000.00	0.00	2,007.44	301.56	992.56	0.00
349	PRINTING, STATIONERY & FORMS	7,000.00	285.00	3,210.80	0.00	3,504.20	3,366.63
355	TRAVEL	4,500.00	0.00	0.00	0.00	4,500.00	1,385.25
356	TUITION	4,700.00	0.00	0.00	0.00	4,700.00	230.00
OJ TOT	**********CONTRACTED SERVICES	31,500.00	3,088.75	12,298.70	1,007.28	19,112.55	7,683.31
422	FOOD SUPPLIES	800.00	0.00	269.70	0.00	580.45	439.78
425	GASOLINE	100.00	0.00	0.00	0.00	100.00	0.00
435	OFFICE SUPPLIES	3,000.00	69.09	783.40	241.19	2,147.51	327.94
OJ TOT	**********SUPPLIES & MATERIAL	3,900.00	69.09	1,053.10	241.19	2,827.96	767.72
513	WORKERS COMPENSATION INSURANCE	1,395.00	0.00	1,395.00	1,395.00	0.00	0.00
599	OTHER CHARGES	1,000.00	0.00	49.00	0.00	1,233.80	342.20
OJ TOT	**********OTHER CHARGES***	2,395.00	0.00	1,444.00	1,395.00	1,233.80	342.20
709	DATA PROCESSING EQUIPMENT	1,500.00	0.00	0.00	0.00	1,500.00	0.00
711	FURNITURE & FIXTURES	1,000.00	2,345.90	2,654.10	2,041.24	1,000.00	0.00
OJ TOT	**********CAPITAL OUTLAY**	2,500.00	2,345.90	2,654.10	2,041.24	2,500.00	0.00
CC TOT	ACCOUNTING & BUDGETING	674,623.00	5,503.74	253,595.03	46,199.15	423,857.18	317,838.05

REPORT 240-100 FUND 101: GENERAL GOVERNMENT

STATEMENT OF ENCUMBRANCES AND EXPENDITURES COMPARED WITH AUTHORIZATIONS

FOR THE PERIOD JULY 01, 2018 TO DECEMBER 31, 2018

COST CENTER 52200: PURCHASING

OBJECT	----------ACCOUNT TITLE----------	APPROPRIATION	OUTSTANDING ENCUMBRANCES	YEAR-TO-DATE EXPENDITURES	DECEMBER 18 EXPENDITURES	UNENCUMBERED BALANCE	LAST YR-TO-DATE EXPENDITURES
105	SUPERVISOR / DIRECTOR	67,251.00	0.00	28,733.85	5,186.81	38,517.15	31,095.00
122	PURCHASING PERSONNEL	143,445.00	0.00	65,251.62	11,252.88	78,193.38	64,107.52
187	OVERTIME PAY	750.00	0.00	775.83	0.00	25.83-	100.00
OJ TOT	**********PERSONAL SERVICES*	211,446.00	0.00	94,761.30	16,439.69	116,684.70	95,302.52
201	SOCIAL SECURITY	13,111.00	0.00	5,597.93	967.35	7,513.07	5,740.05
204	STATE RETIREMENT	14,590.00	0.00	6,532.63	1,134.35	8,057.37	4,643.72
206	EMPLOYEE INSURANCE-LIFE	222.00	0.00	94.64	18.04	127.36	85.92
207	EMPLOYEE INSURANCE-HEALTH	25,680.00	0.00	12,210.00	2,035.00	13,470.00	9,363.50
208	EMPLOYEE INSURANCE-DENTAL	823.00	0.00	308.52	51.42	514.48	365.31
210	UNEMPLOYMENT COMPENSATION	216.00	0.00	0.00	0.00	216.00	83.23
212	EMPLOYER MEDICARE LIABILITY	3,066.00	0.00	1,309.19	226.24	1,756.81	1,342.44
OJ TOT	**********EMPLOYEE BENEFITS*	57,708.00	0.00	26,052.91	4,432.40	31,655.09	21,624.17
307	COMMUNICATION	2,647.00	0.00	1,390.83	414.52	1,338.24	24.98
320	DUES & MEMBERSHIPS	3,220.00	200.00	967.07	100.00	2,233.53	521.50
330	LEASE PAYMENTS	13,700.00	664.85	13,055.35	109.23	11.18	12,856.71
332	LEGAL NOTICES	2,750.00	0.00	359.65	0.00	2,390.35	1,420.87
337	MAINT. & REPAIR SERVICES-OFFIC	305.00	280.00	0.00	0.00	25.00	278.30
348	POSTAL CHARGES	100.00	0.00	1.56	0.43	98.44	0.00
349	PRINTING, STATIONERY & FORMS	500.00	0.00	290.00	0.00	210.00	635.03
355	TRAVEL	2,500.00	0.00	3,271.95	0.00	428.05	977.90
356	TUITION	4,550.00	1,055.00	703.00	0.00	3,210.00	2,191.50
399	OTHER CONTRACTED SERVICES	636.00	0.00	0.00	0.00	636.00	189.88
OJ TOT	**********CONTRACTED SERVICES	30,908.00	2,199.85	20,039.41	624.18	10,580.79	19,096.67
411	DATA PROCESSING SUPPLIES	750.00	0.00	33.00	0.00	750.00	395.22
435	OFFICE SUPPLIES	600.00	71.70	789.12	0.00	173.80	566.46
499	OTHER SUPPLIES & MATERIALS	430.00	0.00	96.39	0.00	340.10	322.59
OJ TOT	**********SUPPLIES & MATERIAL	1,780.00	71.70	918.51	0.00	1,263.90	1,284.27
513	WORKERS COMPENSATION INSURANCE	620.00	0.00	620.00	620.00	0.00	0.00
599	OTHER CHARGES	50.00	0.00	0.00	0.00	50.00	50.00
OJ TOT	**********OTHER CHARGES***	670.00	0.00	620.00	620.00	50.00	50.00
CC TOT	PURCHASING	302,512.00	2,271.55	142,392.13	22,116.27	160,234.48	137,357.63

REPORT 240-100 FUND 101: GENERAL GOVERNMENT

STATEMENT OF ENCUMBRANCES AND EXPENDITURES COMPARED WITH AUTHORIZATIONS

FOR THE PERIOD JULY 01, 2018 TO DECEMBER 31, 2018

COST CENTER 52220: CENTRAL SERVICES

OBJECT	----------ACCOUNT TITLE----------	APPROPRIATION	OUTSTANDING ENCUMBRANCES	YEAR-TO-DATE EXPENDITURES	DECEMBER 18 EXPENDITURES	UNENCUMBERED BALANCE	LAST YR-TO-DATE EXPENDITURES
211	LOCAL RETIREMENT	321,600.00	0.00	152,979.33	82,138.60	168,620.67	113,372.85
OJ TOT	**********EMPLOYEE BENEFITS*	321,600.00	0.00	152,979.33	82,138.60	168,620.67	113,372.85
305	AUDIT SERVICES	46,879.00	0.00	0.00	0.00	46,879.00	0.00
307	COMMUNICATION	0.00	0.00	10,796.65	27,120.86-	10,796.65-	49.50-
308	CONSULTANT	25,000.00	0.00	18,750.00	6,250.00	6,250.00	0.00
309	CONTRACTS W GOVT AGENCIES	158,424.00	0.00	46,638.77	0.00	111,785.23	0.00
310	CONTRACTS W OTHER PUBLIC AGENC	182,749.60	0.00	98,785.06	23,834.59	83,964.54	0.00
316	CONTRIBUTIONS	50,000.00	0.00	1,500.00	0.00	48,500.00	800.00
320	DUES & MEMBERSHIPS	30,265.40	0.00	30,265.40	0.00	0.00	0.00
331	LEGAL SERVICES	90,000.00	0.00	15,077.25	252.50	74,922.75	20,009.99
332	LEGAL NOTICES/OTHER CHARGES	1,232,242.00	0.00	481,788.50	1,664.00	750,453.50	560,775.48
341	PAUPER BURIALS	5,000.00	0.00	550.00	550.00	4,450.00	3,250.00
348	POSTAL CHARGES	10,000.00	0.00	2,081.48	24.99	7,918.52	65,425.98
399	OTHER CONTRACTED SERVICES	0.00	75.00	60,425.00-	0.00	60,425.00	141,709.99
OJ TOT	**********CONTRACTED SERVICES	1,830,560.00	75.00	645,808.11	5,455.22	1,184,751.89	791,921.94
435	OFFICE SUPPLIES	3,500.00	2,887.92	0.00	0.00	612.08	282.16
OJ TOT	**********SUPPLIES & MATERIAL	3,500.00	2,887.92	0.00	0.00	612.08	282.16
510	TRUSTEE'S COMMISSION	800,000.00	0.00	543,428.31	0.00	256,571.69	555,060.00
599	OTHER CHARGES	2,500.00	0.00	376.46	0.00	2,123.54	6,250.00
OJ TOT	**********OTHER CHARGES***	802,500.00	0.00	543,804.77	0.00	258,695.23	561,310.00
CC TOT	CENTRAL SERVICES	2,958,160.00	2,962.92	1,342,592.21	87,593.82	1,612,679.87	1,466,886.95

REPORT 240-100 FUND 101: GENERAL GOVERNMENT

STATEMENT OF ENCUMBRANCES AND EXPENDITURES COMPARED WITH AUTHORIZATIONS

FOR THE PERIOD JULY 01, 2018 TO DECEMBER 31, 2018

COST CENTER 52300: PROPERTY ASSESSORS OFFICE

OBJECT	----------ACCOUNT TITLE----------	APPROPRIATION	OUTSTANDING ENCUMBRANCES	YEAR-TO-DATE EXPENDITURES	DECEMBER 18 EXPENDITURES	UNENCUMBERED BALANCE	LAST YR-TO-DATE EXPENDITURES
101	COUNTY OFFICIAL/ADMINISTRATIVE	90,992.00	0.00	45,495.97	6,999.38	45,496.03	46,814.32
103	ASSISTANTS	324,071.00	0.00	143,947.07	28,027.29	180,123.93	143,326.42
162	CLERICAL PERSONNEL	116,261.00	0.00	51,336.84	8,943.00	64,924.16	65,361.75
OJ TOT	**********PERSONAL SERVICES*	531,324.00	0.00	240,779.88	43,969.67	290,544.12	255,502.49
201	SOCIAL SECURITY	32,942.00	0.00	14,273.59	2,584.22	18,668.41	15,199.48
204	STATE RETIREMENT	36,661.00	0.00	16,102.93	3,033.91	20,558.07	17,626.74
206	EMPLOYEE INSURANCE-LIFE	570.00	0.00	244.71	49.52	325.29	246.68
207	EMPLOYEE INSURANCE-HEALTH	90,720.00	0.00	41,840.00	8,265.00	48,880.00	39,099.98
208	EMPLOYEE INSURANCE-DENTAL	2,057.00	0.00	852.02	166.42	1,204.98	1,328.71
210	UNEMPLOYMENT COMPENSATION	594.00	0.00	0.00	0.00	594.00	0.00
212	EMPLOYER MEDICARE LIABILITY	7,704.00	0.00	3,338.11	604.37	4,365.89	3,554.76
OJ TOT	**********EMPLOYEE BENEFITS*	171,248.00	0.00	76,651.36	14,703.44	94,596.64	77,056.35
307	COMMUNICATION	11,165.00	0.00	3,133.32	725.21	8,031.68	617.02
317	DATA PROCESSING SERVICES	37,000.00	0.00	0.00	0.00	37,000.00	0.00
320	DUES & MEMBERSHIPS	4,000.00	0.00	2,805.00	0.00	1,195.00	2,385.00
330	LEASE PAYMENTS	23,000.00	1,712.70	10,530.90	1,922.26	10,756.40	1,037.68
331	LEGAL FEES	1,000.00	0.00	0.00	0.00	1,000.00	0.00
337	MAINT & REPAIR SERVICES-OFFICE	1,000.00	0.00	0.00	0.00	1,000.00	882.48
338	MAINTENANCE & REPAIR - VEHICLE	1,500.00	0.00	42.61	0.00	1,457.39	512.15
348	POSTAL CHARGES	1,000.00	0.00	705.71	335.07	294.29	0.00
349	PRINTING, STATIONERY & FORMS	3,000.00	0.00	329.00	0.00	2,671.00	79.00
355	TRAVEL	6,000.00	0.00	1,398.70	0.00	4,601.30	6,574.00
356	TUITION	2,000.00	0.00	300.00	0.00	1,700.00	0.00
OJ TOT	**********CONTRACTED SERVICES	90,665.00	1,712.70	19,245.24	2,982.54	69,707.06	12,087.33
411	DATA PROCESSING SUPPLIES	3,000.00	0.00	0.00	0.00	3,000.00	0.00
414	DUPLICATING SUPPLIES	2,000.00	365.00-	189.00	0.00	2,176.00	247.00
425	GASOLINE	5,000.00	2,396.54	823.85	0.00	2,000.00	1,591.02
435	OFFICE SUPPLIES	1,500.00	52.19	772.71	36.44	785.05	1,354.40
451	UNIFORMS	1,000.00	0.00	0.00	0.00	1,650.00	1,104.83
499	OTHER SUPPLIES & MATERIALS	1,700.00	0.00	0.00	0.00	1,700.00	892.35
OJ TOT	**********SUPPLIES & MATERIAL	14,200.00	2,083.73	1,785.56	36.44	11,311.05	5,189.60
513	WORKERS COMPENSATION INSURANCE	1,860.00	0.00	1,860.00	1,860.00	0.00	0.00
599	OTHER CHARGES	55,000.00	0.00	26,054.69	292.93	28,945.31	47,151.25
OJ TOT	**********OTHER CHARGES***	56,860.00	0.00	27,914.69	2,152.93	28,945.31	47,151.25
719	OFFICE EQUIPMENT	2,500.00	0.00	0.00	0.00	2,500.00	0.00
OJ TOT	**********CAPITAL OUTLAY**	2,500.00	0.00	0.00	0.00	2,500.00	0.00
CC TOT	PROPERTY ASSESSORS OFFICE	866,797.00	3,796.43	366,376.73	63,845.02	497,604.18	396,987.02

REPORT 240-100 FUND 101: GENERAL GOVERNMENT

STATEMENT OF ENCUMBRANCES AND EXPENDITURES COMPARED WITH AUTHORIZATIONS

FOR THE PERIOD JULY 01, 2018 TO DECEMBER 31, 2018

COST CENTER 52310: REAPPRAISAL PROGRAM

OBJECT	----------ACCOUNT TITLE----------	APPROPRIATION	OUTSTANDING ENCUMBRANCES	YEAR-TO-DATE EXPENDITURES	DECEMBER 18 EXPENDITURES	UNENCUMBERED BALANCE	LAST YR-TO-DATE EXPENDITURES
103	ASSISTANTS	168,844.00	0.00	72,765.03	9,720.09	96,078.97	77,547.58
162	CLERICAL PERSONNEL	72,386.00	0.00	32,241.58	5,615.82	40,144.42	21,188.89
OJ TOT	**********PERSONAL SERVICES*	241,230.00	0.00	105,006.61	15,335.91	136,223.39	98,736.47
201	SOCIAL SECURITY	14,956.00	0.00	6,055.36	875.53	8,900.64	5,698.14
204	STATE RETIREMENT	16,645.00	0.00	7,245.51	1,058.19	9,399.49	6,819.62
206	EMPLOYEE INSURANCE-LIFE	188.00	0.00	116.59	18.60	71.41	101.40
207	EMPLOYEE INSURANCE-HEALTH	74,400.00	0.00	30,960.00	4,510.00	43,440.00	27,949.66
208	EMPLOYEE INSURANCE-DENTAL	1,234.00	0.00	599.90	85.70	634.10	663.89
210	UNEMPLOYMENT COMPENSATION	324.00	0.00	0.00	0.00	324.00	0.00
212	EMPLOYER MEDICARE LIABILITY	3,498.00	0.00	1,416.29	204.78	2,081.71	1,332.57
OJ TOT	**********EMPLOYEE BENEFITS*	111,245.00	0.00	46,393.65	6,752.80	64,851.35	42,565.28
307	COMMUNICATION	1,420.00	0.00	0.00	0.00	1,420.00	0.00
317	DATA PROCESSING SERVICES	17,000.00	0.00	0.00	0.00	17,000.00	0.00
337	MAINT & REPAIR SERV-OFC EQU	200.00	0.00	0.00	0.00	200.00	0.00
338	MAINTENANCE & REPAIR - VEHICLE	2,500.00	0.00	0.00	0.00	2,500.00	0.00
355	TRAVEL	500.00	0.00	0.00	0.00	500.00	2,975.70
356	TUITION	500.00	0.00	0.00	0.00	500.00	0.00
399	OTHER CONTRACTED SERVICES	6,000.00	0.00	0.00	0.00	6,000.00	0.00
OJ TOT	**********CONTRACTED SERVICES	28,120.00	0.00	0.00	0.00	28,120.00	2,975.70
425	GASOLINE	250.00	0.00	0.00	0.00	250.00	0.00
435	OFFICE SUPPLIES	2,000.00	0.00	541.15	0.00	2,140.17	529.28
499	OTHER SUPPLIES & MATERIALS	2,000.00	0.00	921.95	0.00	1,078.05	234.99
OJ TOT	**********SUPPLIES & MATERIAL	4,250.00	0.00	1,463.10	0.00	3,468.22	764.27
513	WORKERS COMPENSATION INSURANCE	930.00	0.00	930.00	930.00	0.00	0.00
OJ TOT	**********OTHER CHARGES***	930.00	0.00	930.00	930.00	0.00	0.00
709	DATA PROCESSING EQUIPMENT	250.00	0.00	0.00	0.00	250.00	0.00
711	FURNITURE & FIXTURES	250.00	0.00	0.00	0.00	250.00	0.00
OJ TOT	**********CAPITAL OUTLAY**	500.00	0.00	0.00	0.00	500.00	0.00
CC TOT	REAPPRAISAL PROGRAM	386,275.00	0.00	153,793.36	23,018.71	233,162.96	145,041.72

REPORT 240-100 FUND 101: GENERAL GOVERNMENT

STATEMENT OF ENCUMBRANCES AND EXPENDITURES COMPARED WITH AUTHORIZATIONS

FOR THE PERIOD JULY 01, 2018 TO DECEMBER 31, 2018

COST CENTER 52400: COUNTY TRUSTEES OFFICE

OBJECT	----------ACCOUNT TITLE----------	APPROPRIATION	OUTSTANDING ENCUMBRANCES	YEAR-TO-DATE EXPENDITURES	DECEMBER 18 EXPENDITURES	UNENCUMBERED BALANCE	LAST YR-TO-DATE EXPENDITURES
101	COUNTY OFFICIAL/ADMINISTRATIVE	90,992.00	0.00	45,495.97	6,999.38	45,496.03	46,814.32
162	CLERICAL PERSONNEL	255,293.00	0.00	109,196.93	19,022.40	146,096.07	114,342.48
168	TEMPORARY PERSONNEL	5,000.00	0.00	1,100.75	0.00	3,899.25	1,266.42
OJ TOT	**********PERSONAL SERVICES*	351,285.00	0.00	155,793.65	26,021.78	195,491.35	162,423.22
201	SOCIAL SECURITY	21,780.00	0.00	9,063.67	1,502.97	12,716.33	9,543.26
204	STATE RETIREMENT	23,341.00	0.00	10,674.01	1,795.54	12,666.99	11,121.23
206	EMPLOYEE INSURANCE-LIFE	353.00	0.00	153.45	28.52	199.55	150.93
207	EMPLOYEE INSURANCE-HEALTH	72,720.00	0.00	34,590.00	5,765.00	38,130.00	29,427.00
208	EMPLOYEE INSURANCE-DENTAL	1,440.00	0.00	719.88	119.98	720.12	929.88
210	UNEMPLOYMENT COMPENSATION	408.00	0.00	4.39	0.00	403.61	7.58
212	EMPLOYER MEDICARE LIABILITY	5,094.00	0.00	2,119.80	351.52	2,974.20	2,232.77
OJ TOT	**********EMPLOYEE BENEFITS*	125,136.00	0.00	57,325.20	9,563.53	67,810.80	53,412.65
307	COMMUNICATION	4,700.00	0.00	2,247.68	963.79	2,452.32	288.42
320	DUES & MEMBERSHIPS	1,350.00	152.00	1,178.00	0.00	20.00	1,137.00
330	LEASE PAYMENTS	1,185.00	592.50	592.50	98.75	0.00	592.50
331	LEGAL SERVICES	2,980.00	0.00	750.00	0.00	2,230.00	300.00
332	LEGAL NOTICES RECORDING& COURT	335.00	0.00	0.00	0.00	335.00	0.00
334	MAINTENANCE AGREEMENTS	9,500.00	0.00	9,327.50	0.00	172.50	9,100.00
336	MAINT & REPAIR SERV-EQUIPMENT	0.00	0.00	0.00	0.00	0.00	166.45
337	MAINT. & REPAIR SERVICES-OFFIC	100.00	0.00	0.00	0.00	100.00	0.00
348	POSTAL CHARGES	28,500.00	0.00	19,906.44	357.66	8,593.56	0.00
349	PRINTING, STATIONERY & FORMS	3,500.00	1,839.28	1,473.26	0.00	1,687.46	1,121.75
355	TRAVEL	1,500.00	0.00	883.21	0.00	616.79	321.30
356	TUITION	1,150.00	0.00	735.00	0.00	415.00	700.00
399	OTHER CONTRACTED SERVICES	8,350.00	0.00	7,995.87	0.00	354.13	8,029.49
OJ TOT	**********CONTRACTED SERVICES	63,150.00	2,583.78	45,089.46	1,420.20	16,976.76	21,756.91
414	DUPLICATING SUPPLIES	525.00	0.00	505.41	0.00	19.59	486.46
435	OFFICE SUPPLIES	1,900.00	0.00	682.91	0.00	1,217.09	1,027.21
499	OTHER SUPPLIES & MATERIALS	495.00	0.00	515.01	149.45	25.42	450.87
OJ TOT	**********SUPPLIES & MATERIAL	2,920.00	0.00	1,703.33	149.45	1,262.10	1,964.54
513	WORKERS COMPENSATION INSURANCE	1,395.00	0.00	1,395.00	1,395.00	0.00	0.00
OJ TOT	**********OTHER CHARGES***	1,395.00	0.00	1,395.00	1,395.00	0.00	0.00
711	FURNITURE & FIXTURES	0.00	0.00	0.00	0.00	0.00	1,972.24
OJ TOT	**********CAPITAL OUTLAY**	0.00	0.00	0.00	0.00	0.00	1,972.24
CC TOT	COUNTY TRUSTEES OFFICE	543,886.00	2,583.78	261,306.64	38,549.96	281,541.01	241,529.56

REPORT 240-100 FUND 101: GENERAL GOVERNMENT

STATEMENT OF ENCUMBRANCES AND EXPENDITURES COMPARED WITH AUTHORIZATIONS

FOR THE PERIOD JULY 01, 2018 TO DECEMBER 31, 2018

COST CENTER 52500: COUNTY CLERKS OFFICE

OBJECT	----------ACCOUNT TITLE----------	APPROPRIATION	OUTSTANDING ENCUMBRANCES	YEAR-TO-DATE EXPENDITURES	DECEMBER 18 EXPENDITURES	UNENCUMBERED BALANCE	LAST YR-TO-DATE EXPENDITURES
101	COUNTY OFFICIAL/ADMINISTRATIVE	90,992.00	0.00	45,495.97	6,999.38	45,496.03	46,814.32
118	SECRETARY TO THE COMMISSION	0.00	0.00	0.00	0.00	0.00	24,252.47
162	CLERICAL PERSONNEL	697,013.00	0.00	306,024.87	52,741.91	390,988.13	289,718.40
168	TEMPORARY PERSONNEL	3,100.00	0.00	155.10	0.00	2,944.90	96.79
169	PART TIME PERSONNEL	30,285.00	0.00	7,110.22	2,124.29	23,174.78	6,618.40
OJ TOT	**********PERSONAL SERVICES*	821,390.00	0.00	358,786.16	61,865.58	462,603.84	367,500.38
201	SOCIAL SECURITY	50,927.00	0.00	20,864.95	3,584.44	30,062.05	21,298.55
204	STATE RETIREMENT	54,586.00	0.00	23,056.69	3,877.98	31,529.31	22,555.29
206	EMPLOYEE INSURANCE-LIFE	891.00	0.00	368.96	69.46	522.04	337.44
207	EMPLOYEE INSURANCE-HEALTH	183,120.00	0.00	94,280.00	16,075.00	88,840.00	85,718.71
208	EMPLOYEE INSURANCE-DENTAL	4,320.00	0.00	2,091.08	342.80	2,228.92	2,634.66
210	UNEMPLOYMENT COMPENSATION	1,242.00	0.00	72.02	10.05	1,169.98	145.69
212	EMPLOYER MEDICARE LIABILITY	11,911.00	0.00	4,899.08	838.29	7,011.92	5,041.25
OJ TOT	**********EMPLOYEE BENEFITS*	306,997.00	0.00	145,632.78	24,798.02	161,364.22	137,731.59
307	COMMUNICATION	7,991.00	0.00	3,158.65	788.46	4,832.35	576.84
312	CONTRACTS W/PRIVATE AGCY	119.70	0.00	119.70	0.00	0.00	0.00
320	DUES & MEMBERSHIPS	1,183.00	0.00	1,183.00	200.00	0.00	425.00
330	LEASE PAYMENTS	14,500.00	3,886.00	4,886.00	731.00	5,728.00	4,886.00
334	MAINTENANCE AGREEMENT	22,900.00	0.00	22,893.66	0.00	6.34	21,556.72
338	MAINT & REPAIR SERV-VEHICLE	250.00	90.18	0.00	0.00	250.00	0.00
348	POSTAL CHARGES	32,000.00	0.00	14,635.62	2,642.44	17,364.38	0.00
349	PRINTING, STATIONERY & FORMS	1,355.00	85.00	0.00	0.00	1,270.00	545.00
355	TRAVEL	2,000.00	154.00	715.97	265.36	1,130.03	402.42
356	TUITION	235.00	0.00	0.00	0.00	235.00	0.00
399	OTHER CONTRACTED SERVICES	0.00	0.00	0.00	0.00	0.00	144.10
OJ TOT	**********CONTRACTED SERVICES	82,533.70	4,215.18	47,592.60	4,627.26	30,816.10	28,536.08
425	GASOLINE	2,250.00	2,188.83	393.19	40.70	0.00	445.92
435	OFFICE SUPPLIES	14,989.00	1,156.71	6,130.09	1,731.81	8,854.20	4,236.03
437	PERIODICALS	480.30	300.00	0.00	0.00	180.30	0.00
OJ TOT	**********SUPPLIES & MATERIAL	17,719.30	3,645.54	6,523.28	1,772.51	9,034.50	4,681.95
513	WORKERS COMPENSATION INSURANCE	3,720.00	0.00	3,720.00	3,720.00	0.00	0.00
524	IN SERVICE/STAFF DEVELOPMENT	0.00	15.05	0.00	0.00	0.00	0.00
599	OTHER CHARGES	543.00	0.00	101.63	0.00	441.37	24.00
OJ TOT	**********OTHER CHARGES***	4,263.00	15.05	3,821.63	3,720.00	441.37	24.00
709	DATA PROCESSING EQUIPMENT	6,500.00	500.00	2,571.12	0.00	3,428.88	0.00
711	FURNITURE & FIXTURES	0.00	0.00	2,352.63	0.00	0.00	0.00
OJ TOT	**********CAPITAL OUTLAY**	6,500.00	500.00	4,923.75	0.00	3,428.88	0.00
CC TOT	COUNTY CLERKS OFFICE	1,239,403.00	8,375.77	567,280.20	96,783.37	667,688.91	538,474.00

REPORT 240-100 FUND 101: GENERAL GOVERNMENT

STATEMENT OF ENCUMBRANCES AND EXPENDITURES COMPARED WITH AUTHORIZATIONS

FOR THE PERIOD JULY 01, 2018 TO DECEMBER 31, 2018

COST CENTER 52600: DATA PROCESSING

OBJECT	----------ACCOUNT TITLE----------	APPROPRIATION	OUTSTANDING ENCUMBRANCES	YEAR-TO-DATE EXPENDITURES	DECEMBER 18 EXPENDITURES	UNENCUMBERED BALANCE	LAST YR-TO-DATE EXPENDITURES
121	DATA PROCESSING PERSONNEL	286,133.00	0.00	114,514.56	19,078.53	171,618.44	128,488.43
169	PART TIME PERSONNEL	30,000.00	0.00	0.00	0.00	30,000.00	3,890.00
OJ TOT	**********PERSONAL SERVICES*	316,133.00	0.00	114,514.56	19,078.53	201,618.44	132,378.43
201	SOCIAL SECURITY	19,101.00	0.00	6,792.10	1,125.41	12,308.90	7,900.93
204	STATE RETIREMENT	21,258.00	0.00	7,846.30	1,316.43	13,411.70	8,300.64
206	EMPLOYEE INSURANCE-LIFE	332.00	0.00	112.34	20.82	219.66	124.28
207	EMPLOYEE INSURANCE-HEALTH	59,040.00	0.00	17,910.00	2,985.00	41,130.00	15,663.06
208	EMPLOYEE INSURANCE-DENTAL	1,234.00	0.00	514.20	85.70	719.80	597.78
210	UNEMPLOYMENT COMPENSATION	378.00	0.00	0.00	0.00	378.00	48.23
212	EMPLOYER MEDICARE LIABILITY	4,467.00	0.00	1,588.48	263.20	2,878.52	1,847.91
OJ TOT	**********EMPLOYEE BENEFITS*	105,810.00	0.00	34,763.42	5,796.56	71,046.58	34,482.83
307	COMMUNICATION	10,485.00	17,000.00	9,040.63	2,370.38	1,444.37	24,211.58
317	DATA PROCESSING SERVICES	508,000.00	54,080.68	304,758.17	7,150.95	159,872.52	115,231.64
330	LEASE PAYMENTS	900.00	333.99	616.01	113.47	65.56	553.04
333	LICENSES	17,500.00	149.98	5,325.71	0.00	13,760.15	97,866.99
336	MAINT. & REPAIR SERVICES-EQUIP	20,000.00	497.50	2,872.45	0.00	18,545.05	6,657.75
355	TRAVEL	1,000.00	0.00	584.23	62.64	415.77	393.69
356	TUITION	7,100.00	359.88	3,595.00	0.00	3,145.12	2,159.28
399	OTHER CONTRACTED SERVICES	46,500.00	5,358.80	26,626.55	1.99	22,514.65	11.94
OJ TOT	**********CONTRACTED SERVICES	611,485.00	77,780.83	353,418.75	9,699.43	219,763.19	247,085.91
411	DATA PROCESSING SUP	1,000.00	0.00	1,214.06	0.00	288.71	565.41
417	EQUIPMENT PARTS-LIGHT	10,000.00	144.37	3,575.88	195.65	7,309.52	5,170.91
435	OFFICE SUPPLIES	500.00	0.00	189.00	21.00	311.00	56.00
471	COMPUTER SOFTWARE	1,400.00	0.00	0.00	0.00	1,400.00	0.00
OJ TOT	**********SUPPLIES & MATERIAL	12,900.00	144.37	4,978.94	216.65	9,309.23	5,792.32
513	WORKERS COMPENSATION INSURANCE	1,085.00	0.00	1,085.00	1,085.00	0.00	0.00
OJ TOT	**********OTHER CHARGES***	1,085.00	0.00	1,085.00	1,085.00	0.00	0.00
709	DATA PROCESSING EQUIPMENT	5,000.00	0.00	0.00	0.00	5,000.00	1,930.12
711	FURNITURE & FIXTURES	3,000.00	0.00	0.00	0.00	3,000.00	0.00
OJ TOT	**********CAPITAL OUTLAY**	8,000.00	0.00	0.00	0.00	8,000.00	1,930.12
CC TOT	DATA PROCESSING	1,055,413.00	77,925.20	508,760.67	35,876.17	509,737.44	421,669.61

REPORT 240-100 FUND 101: GENERAL GOVERNMENT

STATEMENT OF ENCUMBRANCES AND EXPENDITURES COMPARED WITH AUTHORIZATIONS

FOR THE PERIOD JULY 01, 2018 TO DECEMBER 31, 2018

COST CENTER 53110: CIRCUIT COURT JUDGE

OBJECT	----------ACCOUNT TITLE----------	APPROPRIATION	OUTSTANDING ENCUMBRANCES	YEAR-TO-DATE EXPENDITURES	DECEMBER 18 EXPENDITURES	UNENCUMBERED BALANCE	LAST YR-TO-DATE EXPENDITURES
162	CLERICAL PERSONNEL	22,375.00	0.00	0.00	0.00	22,375.00	738.75
194	JURY & WITNESS FEES	37,436.00	0.00	1,690.00	160.00	35,746.00	3,670.00
OJ TOT	**********PERSONAL SERVICES*	59,811.00	0.00	1,690.00	160.00	58,121.00	4,408.75
201	SOCIAL SECURITY	1,387.00	0.00	0.00	0.00	1,387.00	45.93
210	UNEMPLOYMENT	54.00	0.00	0.00	0.00	54.00	4.45
212	EMPLOYER MEDICARE LIABILITY	324.00	0.00	0.00	0.00	324.00	10.74
OJ TOT	**********EMPLOYEE BENEFITS*	1,765.00	0.00	0.00	0.00	1,765.00	61.12
307	COMMUNICATION	1,564.00	0.00	390.28	88.86	1,173.72	0.00
330	LEASE PAYMENTS	751.00	375.30	375.30	62.55	62.95	375.30
332	LEGAL NOTICES,RECORDING & COUR	400.00	175.00	150.00	25.00	100.00	125.00
333	LICENSES	781.00	497.00	284.00	71.00	0.00	0.00
336	MAINT & REPAIR SERV-EQUIPMENT	1,000.00	0.00	0.00	0.00	1,000.00	0.00
337	MAINT. & REPAIR SERVICES-OFFIC	1,250.00	0.00	0.00	0.00	1,250.00	0.00
348	POSTAL CHARGES	15,300.00	0.00	4,278.65	417.53	11,021.35	0.00
349	PRINTING, STATIONERY & FORMS	8,319.00	0.00	2,563.00	415.00	7,892.00	880.00
399	OTHER CONTRACTED SERVICES	500.00	0.00	0.00	0.00	500.00	98.10
OJ TOT	**********CONTRACTED SERVICES	29,865.00	1,047.30	8,041.23	1,079.94	23,000.02	1,478.40
410		500.00	0.00	0.00	0.00	500.00	0.00
411	DATA PROCESSING SUP	500.00	0.00	694.95	0.00	21.05	306.91
414	DUPLICATING SUPPLIES	100.00	0.00	59.80	0.00	40.20	59.80
421	FOOD PREPARATION SUPPLIES	100.00	0.00	0.00	0.00	100.00	87.98
422	FOOD SUPPLIES	10,900.00	820.56	233.21	4.39	9,895.61	400.37
432	LIBRARY BOOKS	200.00	0.00	162.95	0.00	37.05	157.95
435	OFFICE SUPPLIES	3,000.00	179.02	114.01	0.00	2,721.47	280.19
499	OTHER SUPPLIES & MATERIALS	1,064.00	0.00	755.80	0.00	964.20	123.41
OJ TOT	**********SUPPLIES & MATERIAL	16,364.00	999.58	2,020.72	4.39	14,279.58	1,416.61
513	WORKMAN'S COMPENSATION INSURAN	155.00	0.00	155.00	155.00	0.00	0.00
OJ TOT	**********OTHER CHARGES***	155.00	0.00	155.00	155.00	0.00	0.00
707	BUILDING IMPROVEMENTS	0.00	0.00	9,700.95	0.00	0.95-	0.00
711	FURNITURE & FIXTURES	1,000.00	0.00	3,500.00	0.00	1,000.00	898.00
OJ TOT	**********CAPITAL OUTLAY**	1,000.00	0.00	13,200.95	0.00	999.05	898.00
CC TOT	CIRCUIT COURT JUDGE	108,960.00	2,046.88	25,107.90	1,399.33	98,164.65	8,262.88

REPORT 240-100 FUND 101: GENERAL GOVERNMENT

STATEMENT OF ENCUMBRANCES AND EXPENDITURES COMPARED WITH AUTHORIZATIONS

FOR THE PERIOD JULY 01, 2018 TO DECEMBER 31, 2018

COST CENTER 53120: CIRCUIT COURT CLERK

OBJECT	----------ACCOUNT TITLE----------	APPROPRIATION	OUTSTANDING ENCUMBRANCES	YEAR-TO-DATE EXPENDITURES	DECEMBER 18 EXPENDITURES	UNENCUMBERED BALANCE	LAST YR-TO-DATE EXPENDITURES
101	COUNTY OFFICIAL/ADMINISTRATIVE	100,091.00	0.00	50,045.45	7,699.30	50,045.55	51,495.78
103	ASSISTANTS	215,428.00	0.00	95,123.01	16,571.20	120,304.99	99,534.86
162	CLERICAL PERSONNEL	1,247,210.00	0.00	552,334.76	96,138.52	694,875.24	573,694.24
168	TEMPORARY PERSONNEL	2,500.00	0.00	0.00	0.00	2,500.00	2,008.35
169	PART-TIME PERSONNEL	67,132.00	0.00	18,175.96	2,878.93	48,956.04	17,933.36
OJ TOT	**********PERSONAL SERVICES*	1,632,361.00	0.00	715,679.18	123,287.95	916,681.82	744,666.59
201	SOCIAL SECURITY	101,207.00	0.00	41,647.12	7,116.36	59,559.88	43,585.41
204	STATE RETIREMENT	108,001.00	0.00	47,632.12	8,176.33	60,368.88	49,673.44
206	EMPLOYEE INSURANCE-LIFE	1,787.00	0.00	754.05	143.04	1,032.95	729.70
207	EMPLOYEE INSURANCE-HEALTH	356,880.00	0.00	161,505.00	27,200.00	195,375.00	159,579.04
208	EMPLOYEE INSURANCE-DENTAL	8,022.00	0.00	3,787.94	634.18	4,234.06	5,158.62
210	UNEMPLOYMENT COMPENSATION	2,484.00	0.00	27.07	7.03	2,456.93	41.71
212	EMPLOYER MEDICARE LIABILITY	23,669.00	0.00	9,739.73	1,664.29	13,929.27	10,193.02
OJ TOT	**********EMPLOYEE BENEFITS*	602,050.00	0.00	265,093.03	44,941.23	336,956.97	268,960.94
306	BANK CHARGES	200.00	0.00	0.00	0.00	200.00	0.00
307	COMMUNICATION	40,698.00	4,806.47	9,550.58	3,375.41	27,179.50	3,672.46
312	CONTRACTS W/PRIVATE AGCY	2,745.00	1,586.10	1,388.76	70.00	0.00	1,135.32
317	DATA PROCESSING SERVICES	30,000.00	0.00	0.00	0.00	30,000.00	0.00
320	DUES & MEMBERSHIPS	1,500.00	0.00	1,345.00	0.00	155.00	1,032.00
330	LEASE PAYMENTS	12,721.00	6,318.43	6,152.94	1,016.59	313.25	6,128.12
331	LEGAL SERVICES	500.00	0.00	0.00	0.00	500.00	0.00
333		1,890.00	0.00	0.00	0.00	1,890.00	0.00
334	MAINTENANCE AGREEMENTS	42,171.00	2,550.00	38,685.00	0.00	936.00	33,966.30
337	MAINT. & REPAIR SERVICES-OFFIC	1,750.00	0.00	0.00	0.00	1,750.00	354.00
338	MAINT & REPAIR SERV-VEHICLE	2,000.00	0.00	0.00	0.00	2,000.00	0.00
348	POSTAL CHARGES	17,000.00	0.00	6,664.50	1,034.69	10,335.50	0.00
349	PRINTING, STATIONERY & FORMS	20,000.00	0.00	4,127.82	1,630.00	16,448.18	5,428.25
355	TRAVEL	9,120.00	192.29	1,825.77	62.87	7,101.94	1,325.20
356	TUITION	9,615.00	0.00	2,743.00	0.00	6,872.00	1,858.00
399	OTHER CONTRACTED SERVICES	650.00	296.92	338.72	58.24	14.36	499.75
OJ TOT	**********CONTRACTED SERVICES	192,560.00	15,750.21	72,822.09	7,247.80	105,695.73	55,399.40
410	CUSTODIAL SUPPLIES	1,500.00	421.85	148.36	0.00	1,000.00	54.45
411	DATA PROCESSING SUPPLIES	20,921.00	298.82	16,526.95	831.90	4,157.44	8,050.34
414	DUPLICATING SERVICES	6,000.00	239.20	2,374.03	598.00	3,386.77	1,375.40
421	FOOD PREPARATION SUPPLIES	200.00	0.00	26.05	0.00	200.00	0.00
422	FOOD SUPPLIES	2,300.00	904.75	1,112.33	473.28	427.70	329.25
425	GASOLINE	2,850.00	229.44	379.06	45.49	2,356.70	280.71
432	LIBRARY BOOKS	2,400.00	336.50	505.26	419.18	1,558.24	698.44
435	OFFICE SUPPLIES	5,000.00	213.14	1,213.03	0.00	4,078.35	1,791.76
499	OTHER SUPPLIES & MATERIALS	1,789.00	233.16	2,209.56	177.09	279.61	1,800.51
OJ TOT	**********SUPPLIES & MATERIAL	42,960.00	2,876.86	24,494.63	2,544.94	17,444.81	14,380.86
513	WORKERS COMPENSATION INSURANCE	7,285.00	0.00	7,285.00	7,285.00	0.00	0.00
524	INSERVICE/STAFF DEVELOPMENT	1,000.00	43.67	96.83	37.95	859.50	31.86

REPORT 240-100 FUND 101: GENERAL GOVERNMENT

STATEMENT OF ENCUMBRANCES AND EXPENDITURES COMPARED WITH AUTHORIZATIONS

FOR THE PERIOD JULY 01, 2018 TO DECEMBER 31, 2018

COST CENTER 53120: CIRCUIT COURT CLERK

OBJECT	----------ACCOUNT TITLE----------	APPROPRIATION	OUTSTANDING ENCUMBRANCES	YEAR-TO-DATE EXPENDITURES	DECEMBER 18 EXPENDITURES	UNENCUMBERED BALANCE	LAST YR-TO-DATE EXPENDITURES
599	OTHER CHARGES	100.00	0.00	50.00	0.00	50.00	51.85
OJ TOT	**********OTHER CHARGES***	8,385.00	43.67	7,431.83	7,322.95	909.50	83.71
707	BUILDING IMPROVEMENTS	9,616.00	0.00	17,662.32	0.00	3,254.68	8,211.34
709	DATA PROCESSING EQUIPMENT	10,000.00	0.00	7,611.40	0.00	2,388.60	2,741.08
OJ TOT	**********CAPITAL OUTLAY**	19,616.00	0.00	25,273.72	0.00	5,643.28	10,952.42
CC TOT	CIRCUIT COURT CLERK	2,497,932.00	18,670.74	1,110,794.48	185,344.87	1,383,332.11	1,094,443.92

REPORT 240-100 FUND 101: GENERAL GOVERNMENT

STATEMENT OF ENCUMBRANCES AND EXPENDITURES COMPARED WITH AUTHORIZATIONS

FOR THE PERIOD JULY 01, 2018 TO DECEMBER 31, 2018

COST CENTER 53200: RECOVERY COURT

OBJECT	----------ACCOUNT TITLE----------	APPROPRIATION	OUTSTANDING ENCUMBRANCES	YEAR-TO-DATE EXPENDITURES	DECEMBER 18 EXPENDITURES	UNENCUMBERED BALANCE	LAST YR-TO-DATE EXPENDITURES
105	SUPERVISOR/DIRECTOR	56,548.00	0.00	24,969.75	4,349.80	31,578.25	26,146.25
111	PROBATION OFFICER(S)	210,875.00	0.00	93,115.66	13,913.41	117,759.34	97,503.74
161	SECRETARY(S)	31,945.00	0.00	14,105.41	2,457.20	17,839.59	14,770.02
169	PART-TIME PERSONNEL	14,460.00	0.00	6,502.74	1,132.80	7,957.26	6,808.75
OJ TOT	**********PERSONAL SERVICES*	313,828.00	0.00	138,693.56	21,853.21	175,134.44	145,228.76
201	SOCIAL SECURITY	19,458.00	0.00	8,374.05	1,312.06	11,083.95	8,774.09
204	STATE RETIREMENT	20,656.00	0.00	9,121.08	1,588.92	11,534.92	9,552.78
206	LIFE INSURANCE	348.00	0.00	149.07	28.40	198.93	145.88
207	MEDICAL INSURANCE	53,040.00	0.00	24,420.00	4,070.00	28,620.00	23,202.00
208	DENTAL INSURANCE	1,029.00	0.00	514.20	85.70	514.80	664.20
210	UNEMPLOYMENT COMPENSATION	486.00	0.00	0.91-	9.24-	486.91	8.41
212	EMPLOYER MEDICARE	4,551.00	0.00	1,958.46	306.86	2,592.54	2,051.99
OJ TOT	**********EMPLOYEE BENEFITS*	99,568.00	0.00	44,535.95	7,382.70	55,032.05	44,399.35
307	COMMUNICATION	5,964.00	0.00	1,918.24	446.10	4,045.76	836.22
320	DUES AND MEMBERSHIPS	1,000.00	0.00	850.00	0.00	1,000.00	910.00
330	OPERATING LEASE PAYMENTS	900.00	0.00	298.76	74.69	601.24	298.76
355	TRAVEL	8,000.00	0.00	2,758.86	1,520.60	5,241.14	2,995.51
356	TUITION	7,000.00	60.00	2,310.00	0.00	4,890.00	3,550.00
399	OTHER CONTRACTED SERVICES	3,000.00	0.00	404.00	106.40	2,838.80	1,224.00
OJ TOT	**********CONTRACTED SERVICES	25,864.00	60.00	8,539.86	2,147.79	18,616.94	9,814.49
413	DRUGS AND MEDICAL SUPPLIES	48,600.00	6,840.00	20,654.60	8,322.94	24,585.68	21,925.62
422	FOOD SUPPLIES	200.00	170.00	0.00	0.00	30.00	0.00
429	INSTRUCTIONAL SUPPLIES & MATER	4,000.00	0.00	696.39	181.24	3,303.61	1,671.53
435	OFFICE SUPPLIES	3,050.00	482.98	803.19	473.76	2,042.71	988.70
499	OTHER SUPPLIES & MATERIALS	0.00	0.00	0.00	0.00	0.00	355.00
OJ TOT	**********SUPPLIES & MATERIAL	55,850.00	7,492.98	22,154.18	8,977.94	29,962.00	24,940.85
513	WORKERS' COMPENSATION INSURANC	1,395.00	0.00	1,395.00	1,395.00	0.00	0.00
OJ TOT	**********OTHER CHARGES***	1,395.00	0.00	1,395.00	1,395.00	0.00	0.00
CC TOT	RECOVERY COURT	496,505.00	7,552.98	215,318.55	41,756.64	278,745.43	224,383.45

REPORT 240-100 FUND 101: GENERAL GOVERNMENT

STATEMENT OF ENCUMBRANCES AND EXPENDITURES COMPARED WITH AUTHORIZATIONS

FOR THE PERIOD JULY 01, 2018 TO DECEMBER 31, 2018

COST CENTER 53310: GENERAL SESSIONS JUDGE

OBJECT	----------ACCOUNT TITLE----------	APPROPRIATION	OUTSTANDING ENCUMBRANCES	YEAR-TO-DATE EXPENDITURES	DECEMBER 18 EXPENDITURES	UNENCUMBERED BALANCE	LAST YR-TO-DATE EXPENDITURES
102	JUDGES	668,131.00	0.00	334,065.68	51,394.72	334,065.32	352,363.20
161	SECRETARIES	126,884.00	0.00	55,256.66	9,702.60	71,627.34	58,668.75
189	OTHER SALARIES & WAGES	9,929.00	0.00	3,000.00	300.00	6,929.00	3,300.00
OJ TOT	**********PERSONAL SERVICES*	804,944.00	0.00	392,322.34	61,397.32	412,621.66	414,331.95
201	SOCIAL SECURITY	49,907.00	0.00	16,876.37	540.32	33,030.63	17,097.79
204	STATE RETIREMENT	54,856.00	0.00	26,080.78	4,180.54	28,775.22	28,361.83
206	EMPLOYEE INSURANCE-LIFE	428.00	0.00	179.83	31.42	248.17	181.47
207	EMPLOYEE INSURANCE-HEALTH	72,720.00	0.00	34,590.00	5,765.00	38,130.00	32,934.00
208	EMPLOYEE INSURANCE-DENTAL	1,440.00	0.00	719.88	119.98	720.12	929.88
210	UNEMPLOYMENT COMPENSATION	432.00	0.00	0.00	0.00	432.00	0.00
212	EMPLOYER MEDICARE LIABILITY	11,672.00	0.00	5,502.38	858.35	6,169.62	5,819.11
OJ TOT	**********EMPLOYEE BENEFITS*	191,455.00	0.00	83,949.24	11,495.61	107,505.76	85,324.08
307	COMMUNICATION	2,760.00	0.00	325.56	144.21	2,434.44	288.47
320	DUES & MEMBERSHIPS	3,000.00	200.00	174.00	0.00	2,852.00	0.00
330	LEASE PAYMENTS	1,050.00	417.12	416.88	69.48	216.00	416.88
332	LEGAL NOTICES,RECORDING & COUR	2,500.00	0.00	238.00	0.00	2,262.00	0.00
337	MAINT & REPAIR SERVICES-OFFICE	1,500.00	0.00	26.00	0.00	1,474.00	142.50
349	PRINTING, STATIONERY & FORMS	2,000.00	0.00	737.93	0.00	2,262.07	813.95
355	TRAVEL	7,500.00	0.00	700.40	0.00	6,799.60	2,919.56
356	TUITION	1,450.00	0.00	600.00	0.00	850.00	600.00
399	OTHER CONTRACTED SERVICES	0.00	0.00	0.00	0.00	0.00	690.90
OJ TOT	**********CONTRACTED SERVICES	21,760.00	617.12	3,218.77	213.69	19,150.11	5,872.26
422	FOOD SUPPLIES	500.00	0.00	31.08	0.00	468.92	0.00
432	LIBRARY BOOKS	3,000.00	0.00	1,427.64	0.00	1,596.70	502.02
435	OFFICE SUPPLIES	9,500.00	847.77	2,073.91	61.09	8,515.04	1,946.44
OJ TOT	**********SUPPLIES & MATERIAL	13,000.00	847.77	3,532.63	61.09	10,580.66	2,448.46
513	WORKERS COMPENSATION INSURANCE	1,240.00	0.00	1,240.00	1,240.00	0.00	0.00
OJ TOT	**********OTHER CHARGES***	1,240.00	0.00	1,240.00	1,240.00	0.00	0.00
711	FURNITURE & FIXTURES	1,500.00	0.00	0.00	0.00	1,500.00	0.00
OJ TOT	**********CAPITAL OUTLAY**	1,500.00	0.00	0.00	0.00	1,500.00	0.00
CC TOT	GENERAL SESSIONS JUDGE	1,033,899.00	1,464.89	484,262.98	74,407.71	551,358.19	507,976.75

REPORT 240-100 FUND 101: GENERAL GOVERNMENT

STATEMENT OF ENCUMBRANCES AND EXPENDITURES COMPARED WITH AUTHORIZATIONS

FOR THE PERIOD JULY 01, 2018 TO DECEMBER 31, 2018

COST CENTER 53330: VETERANS TREATMENT COURT

OBJECT	----------ACCOUNT TITLE----------	APPROPRIATION	OUTSTANDING ENCUMBRANCES	YEAR-TO-DATE EXPENDITURES	DECEMBER 18 EXPENDITURES	UNENCUMBERED BALANCE	LAST YR-TO-DATE EXPENDITURES
189	OTHER SALARIES & WAGES	60,547.00	0.00	21,655.72	4,960.78	38,891.28	0.00
OJ TOT	**********PERSONAL SERVICES*	60,547.00	0.00	21,655.72	4,960.78	38,891.28	0.00
201	SOCIAL SECURITY	3,754.00	0.00	1,307.63	300.90	2,446.37	0.00
204	STATE RETIREMENT	4,177.00	0.00	1,040.91	175.10	3,136.09	0.00
206	EMPLOYEE INSURANCE-LIFE	73.00	0.00	21.28	3.16	51.72	0.00
207	EMPLOYEE INSURANCE-HEALTH	19,680.00	0.00	2,850.00	475.00	16,830.00	0.00
208	EMPLOYEE INSURANCE-DENTAL	412.00	0.00	102.84	17.14	309.16	0.00
210	UNEMPLOYMENT COMPENSATION	108.00	0.00	9.70	9.70	98.30	0.00
212	EMPLOYER MEDICARE	878.00	0.00	305.81	70.37	572.19	0.00
OJ TOT	**********EMPLOYEE BENEFITS*	29,082.00	0.00	5,638.17	1,051.37	23,443.83	0.00
355	TRAVEL	700.00	0.00	450.72	202.10	249.28	0.00
356	TUITION	1,000.00	0.00	200.00	0.00	800.00	0.00
OJ TOT	**********CONTRACTED SERVICES	1,700.00	0.00	650.72	202.10	1,049.28	0.00
499	OTHER SUPPLIES & MATERIALS	2,300.00	81.23	1,115.71	0.00	1,349.10	0.00
OJ TOT	**********SUPPLIES & MATERIAL	2,300.00	81.23	1,115.71	0.00	1,349.10	0.00
513	WORKER'S COMPENSATION	310.00	0.00	310.00	310.00	0.00	0.00
599	OTHER CHARGES	3,842.00	0.00	2,295.00	534.00	1,547.00	0.00
OJ TOT	**********OTHER CHARGES***	4,152.00	0.00	2,605.00	844.00	1,547.00	0.00
CC TOT	VETERANS TREATMENT COURT	97,781.00	81.23	31,665.32	7,058.25	66,280.49	0.00

REPORT 240-100 FUND 101: GENERAL GOVERNMENT

STATEMENT OF ENCUMBRANCES AND EXPENDITURES COMPARED WITH AUTHORIZATIONS

FOR THE PERIOD JULY 01, 2018 TO DECEMBER 31, 2018

COST CENTER 53400: CHANCERY COURT

OBJECT	----------ACCOUNT TITLE----------	APPROPRIATION	OUTSTANDING ENCUMBRANCES	YEAR-TO-DATE EXPENDITURES	DECEMBER 18 EXPENDITURES	UNENCUMBERED BALANCE	LAST YR-TO-DATE EXPENDITURES
101	COUNTY OFFICIAL/ADMINISTRATIVE	90,992.00	0.00	45,495.97	6,999.38	45,496.03	46,814.32
162	CLERICAL PERSONNEL	248,585.00	0.00	103,832.27	17,647.28	144,752.73	114,939.99
OJ TOT	**********PERSONAL SERVICES*	339,577.00	0.00	149,328.24	24,646.66	190,248.76	161,754.31
201	SOCIAL SECURITY	21,054.00	0.00	8,715.14	1,406.46	12,338.86	9,524.39
204	STATE RETIREMENT	23,430.00	0.00	10,303.61	1,700.62	13,126.39	11,162.35
206	EMPLOYEE INSURANCE-LIFE	354.00	0.00	146.50	27.20	207.50	151.57
207	EMPLOYEE INSURANCE-HEALTH	57,360.00	0.00	27,270.00	4,545.00	30,090.00	25,912.56
208	EMPLOYEE INSURANCE-DENTAL	1,645.00	0.00	822.72	137.12	822.28	1,062.72
212	EMPLOYER MEDICARE LIABILITY	4,923.00	0.00	2,038.24	328.94	2,884.76	2,227.68
OJ TOT	**********EMPLOYEE BENEFITS*	108,766.00	0.00	49,296.21	8,145.34	59,469.79	50,041.27
307	COMMUNICATION	4,288.00	0.00	2,186.90	693.83	2,101.10	288.42
320	DUES & MEMBERSHIPS	1,100.00	0.00	983.00	0.00	117.00	1,074.00
330	LEASE PAYMENTS	4,000.00	1,794.38	1,313.40	0.00	892.22	1,316.72
332	LEGAL NOTICE-REC-COURT CST	500.00	0.00	0.00	0.00	500.00	0.00
348	POSTAGE	32,000.00	0.00	4,103.33	589.67	27,896.67	0.00
349	PRINTING, STATIONERY & FORMS	8,231.00	6,292.78	4,457.80	0.00	1,370.05	3,067.27
355	TRAVEL	500.00	0.00	0.00	0.00	500.00	18.83
399	OTHER CONTRACTED SERVICES	29,352.00	15,000.00	0.00	0.00	29,352.00	0.00
OJ TOT	**********CONTRACTED SERVICES	79,971.00	23,087.16	13,044.43	1,283.50	62,729.04	5,765.24
414	DUPLICATING SUPPLIES	0.00	0.00	0.00	0.00	0.00	948.97
435	OFFICE SUPPLIES	7,998.00	730.36	3,236.99	0.00	6,440.71	3,126.42
499	OTHER SUPPLIES & MATERIALS	300.00	0.00	300.00	0.00	300.00	200.00
OJ TOT	**********SUPPLIES & MATERIAL	8,298.00	730.36	3,536.99	0.00	6,740.71	4,275.39
508	PREMIUMS ON CORPORATE SURETY B	0.00	0.00	0.00	0.00	0.00	50.00
513	WORKERS COMPENSATION INSURANCE	1,240.00	0.00	1,240.00	1,240.00	0.00	0.00
OJ TOT	**********OTHER CHARGES***	1,240.00	0.00	1,240.00	1,240.00	0.00	50.00
709	DATA PROCESSING EQUIPMENT	0.00	0.00	0.00	0.00	0.00	14,000.00
OJ TOT	**********CAPITAL OUTLAY**	0.00	0.00	0.00	0.00	0.00	14,000.00
CC TOT	CHANCERY COURT	537,852.00	23,817.52	216,445.87	35,315.50	319,188.30	235,886.21

REPORT 240-100 FUND 101: GENERAL GOVERNMENT

STATEMENT OF ENCUMBRANCES AND EXPENDITURES COMPARED WITH AUTHORIZATIONS

FOR THE PERIOD JULY 01, 2018 TO DECEMBER 31, 2018

COST CENTER 53500: JUVENILE COURT

OBJECT	----------ACCOUNT TITLE----------	APPROPRIATION	OUTSTANDING ENCUMBRANCES	YEAR-TO-DATE EXPENDITURES	DECEMBER 18 EXPENDITURES	UNENCUMBERED BALANCE	LAST YR-TO-DATE EXPENDITURES
111	PROBATION OFFICER	39,000.00	0.00	6,620.00	2,648.00	32,380.00	0.00
112	YOUTH SERVICE OFFICERS	250,542.25	0.00	112,892.78	16,856.42	137,649.47	104,397.53
140	SALARY SUPPLEMENTS	17,252.00	0.00	8,625.76	1,327.04	8,626.24	0.00
161	SECRETARY	31,945.00	0.00	9,692.00	2,423.00	22,253.00	14,770.01
168	TEMPORARY PERSONNEL	4,400.00	0.00	300.00	300.00	4,100.00	1,650.00
189	OTHER SALARIES & WAGES	76,836.00	0.00	34,074.50	5,910.40	42,761.50	35,507.50
OJ TOT	**********PERSONAL SERVICES*	419,975.25	0.00	172,205.04	29,464.86	247,770.21	156,325.04
201	SOCIAL SECURITY	26,135.99	0.00	10,486.36	1,708.36	15,649.63	9,198.56
204	STATE RETIREMENT	27,928.07	0.00	10,439.35	1,591.80	17,488.72	10,673.19
206	EMPLOYEE INSURANCE-LIFE	435.48	0.00	158.52	33.20	276.96	149.87
207	EMPLOYEE INSURANCE-HEALTH	71,040.00	0.00	27,335.00	5,155.00	43,705.00	23,217.00
208	EMPLOYEE INSURANCE-DENTAL	1,646.00	0.00	719.88	119.98	926.12	929.88
210	UNEMPLOYMENT COMPENSATION	657.00	0.00	47.17	24.38	609.83	0.90
212	FICA-MEDICARE	6,064.02	0.00	2,456.73	403.87	3,607.29	2,173.11
OJ TOT	**********EMPLOYEE BENEFITS*	133,906.56	0.00	51,643.01	9,036.59	82,263.55	46,342.51
307	COMMUNICATION	9,251.00	1,547.19	3,221.52	1,113.19	4,616.84	1,105.43
320	DUES & MEMBERSHIPS	5,900.00	0.00	1,295.00	0.00	5,330.00	870.00
322	DRUG TESTING	1,000.00	287.13	1,081.54	10.00	549.83	188.50
330	LEASE PAYMENTS	2,300.00	1,126.97	1,214.58	202.43	208.80	1,214.58
340	MEDICAL & DENTAL SERVICES	28,000.00	0.00	4,000.00	0.00	24,000.00	5,625.00
348	POSTAGE	100.00	0.00	40.00	0.00	60.00	0.00
349	PRINTING-STATIONERY & FORMS	713.00	0.00	41.65	0.00	671.35	29.32
355	TRAVEL	18,000.00	0.00	2,811.48	796.77	15,980.02	3,895.85
356	TUITION	9,700.00	238.00	1,550.00	20.00	8,328.65	1,913.35
399	OTHER CONTRACTED SERVICES	1,000.00	0.00	223.04	0.00	776.96	72.60
OJ TOT	**********CONTRACTED SERVICES	75,964.00	3,199.29	15,478.81	2,142.39	60,522.45	14,914.63
411	DATA PROCESSING SUPPLIES	300.00	0.00	0.00	0.00	300.00	0.00
422	FOOD SUPPLIES	700.00	0.00	461.37	26.40	301.23	204.60
429	INSTRUCTIONAL SUPPLIES & MTLS	300.00	0.00	0.00	0.00	300.00	0.00
432	LIBRARY BOOKS	2,000.00	419.18	469.71	0.00	1,111.11	46.46
435	OFFICE SUPPLIES	6,500.00	98.67	1,562.48	27.43	5,461.35	676.97
451	UNIFORMS	0.00	0.00	0.00	0.00	0.00	455.95
463	TESTING	5,000.00	0.00	600.00	0.00	4,400.00	0.00
499	OTHER SUPPLIES & MATERIALS	0.00	0.00	140.55	0.00	0.00	88.54
OJ TOT	**********SUPPLIES & MATERIAL	14,800.00	517.85	3,234.11	53.83	11,873.69	1,472.52
513	WORKERS COMPENSATION INSURANCE	1,085.00	0.00	1,085.00	1,085.00	0.00	0.00
599	OTHER CHARGES	1,500.00	0.00	273.41	32.65	1,226.59	710.34
OJ TOT	**********OTHER CHARGES***	2,585.00	0.00	1,358.41	1,117.65	1,226.59	710.34
707	BUILDING IMPROVEMENTS	2,200.00	0.00	2,200.00	0.00	0.00	0.00
711	FURNITURE & FIXTURES	437.00	0.00	1,812.26	0.00	167.02	0.00
OJ TOT	**********CAPITAL OUTLAY**	2,637.00	0.00	4,012.26	0.00	167.02	0.00

REPORT 240-100 FUND 101: GENERAL GOVERNMENT

STATEMENT OF ENCUMBRANCES AND EXPENDITURES COMPARED WITH AUTHORIZATIONS

FOR THE PERIOD JULY 01, 2018 TO DECEMBER 31, 2018

COST CENTER 53500: JUVENILE COURT

OBJECT	----------ACCOUNT TITLE----------	APPROPRIATION	OUTSTANDING ENCUMBRANCES	YEAR-TO-DATE EXPENDITURES	DECEMBER 18 EXPENDITURES	UNENCUMBERED BALANCE	LAST YR-TO-DATE EXPENDITURES
CC TOT	JUVENILE COURT	649,867.81	3,717.14	247,931.64	41,815.32	403,823.51	219,765.04

REPORT 240-100 FUND 101: GENERAL GOVERNMENT

STATEMENT OF ENCUMBRANCES AND EXPENDITURES COMPARED WITH AUTHORIZATIONS

FOR THE PERIOD JULY 01, 2018 TO DECEMBER 31, 2018

COST CENTER 53610: OFFICE OF PUBLIC DEFENDER

OBJECT	----------ACCOUNT TITLE----------	APPROPRIATION	OUTSTANDING ENCUMBRANCES	YEAR-TO-DATE EXPENDITURES	DECEMBER 18 EXPENDITURES	UNENCUMBERED BALANCE	LAST YR-TO-DATE EXPENDITURES
162	CLERICAL PERSONNEL	30,984.00	0.00	13,295.88	2,215.98	17,688.12	14,403.87
OJ TOT	**********PERSONAL SERVICES*	30,984.00	0.00	13,295.88	2,215.98	17,688.12	14,403.87
201	SOCIAL SECURITY	1,921.00	0.00	755.65	137.39	1,165.35	824.34
210	UNEMPLOYMENT COMPENSATION	108.00	0.00	1.82-	0.00	109.82	5.35
212	FICA-MEDICARE	449.00	0.00	176.66	32.12	272.34	192.72
OJ TOT	**********EMPLOYEE BENEFITS*	2,478.00	0.00	930.49	169.51	1,547.51	1,022.41
330	LEASE PAYMENTS	16,800.00	9,800.00	7,000.00	0.00	0.00	9,800.00
OJ TOT	**********CONTRACTED SERVICES	16,800.00	9,800.00	7,000.00	0.00	0.00	9,800.00
CC TOT	OFFICE OF PUBLIC DEFENDER	50,262.00	9,800.00	21,226.37	2,385.49	19,235.63	25,226.28

REPORT 240-100 FUND 101: GENERAL GOVERNMENT

STATEMENT OF ENCUMBRANCES AND EXPENDITURES COMPARED WITH AUTHORIZATIONS

FOR THE PERIOD JULY 01, 2018 TO DECEMBER 31, 2018

COST CENTER 53700: JUDICIAL COMMISSIONERS

OBJECT	----------ACCOUNT TITLE----------	APPROPRIATION	OUTSTANDING ENCUMBRANCES	YEAR-TO-DATE EXPENDITURES	DECEMBER 18 EXPENDITURES	UNENCUMBERED BALANCE	LAST YR-TO-DATE EXPENDITURES
162	CLERICAL PERSONNEL	192,424.00	0.00	62,357.38	11,045.90	130,066.62	69,801.83
OJ TOT	**********PERSONAL SERVICES*	192,424.00	0.00	62,357.38	11,045.90	130,066.62	69,801.83
201	SOCIAL SECURITY	11,930.00	0.00	3,583.46	628.72	8,346.54	3,980.24
204	STATE RETIREMENT	13,277.00	0.00	2,180.79	379.90	11,096.21	2,959.79
206	EMPLOYEE INSURANCE-LIFE	229.00	0.00	44.14	9.02	184.86	43.10
207	EMPLOYEE INSURANCE-HEALTH	6,000.00	0.00	950.00	475.00	5,050.00	2,703.00
208	EMPLOYEE INSURANCE-DENTAL	206.00	0.00	34.28	17.14	171.72	132.84
210	UNEMPLOYMENT COMPENSATION	540.00	0.00	51.99	3.32	488.01	100.03
212	FICA-MEDICARE	2,790.00	0.00	897.13	158.87	1,892.87	992.45
OJ TOT	**********EMPLOYEE BENEFITS*	34,972.00	0.00	7,741.79	1,671.97	27,230.21	10,911.45
307	COMMUNICATION	2,774.00	0.00	288.42	144.21	2,485.58	288.42
320	DUES & MEMBERSHIPS	800.00	0.00	0.00	0.00	800.00	0.00
330	LEASE PAYMENTS	1,000.00	596.36	467.88	77.98	0.00	467.88
348	0.0	25.00	0.00	0.00	0.00	25.00	0.00
356	TUITION	400.00	0.00	0.00	0.00	400.00	0.00
OJ TOT	**********CONTRACTED SERVICES	4,999.00	596.36	756.30	222.19	3,710.58	756.30
432	LIBRARY BOOKS	600.00	0.00	0.00	0.00	600.00	0.00
435	OFFICE SUPPLIES	4,600.00	1,000.00	1,666.06	0.00	3,675.86	516.46
499	OTHER SUPPLIES & MATERIALS	0.00	0.00	0.00	0.00	0.00	789.52
OJ TOT	**********SUPPLIES & MATERIAL	5,200.00	1,000.00	1,666.06	0.00	4,275.86	1,305.98
513	WORKERS' COMPENSATION INS	1,550.00	0.00	1,550.00	1,550.00	0.00	0.00
OJ TOT	**********OTHER CHARGES***	1,550.00	0.00	1,550.00	1,550.00	0.00	0.00
711	FURNITURE & FIXTURES	0.00	0.00	548.73	0.00	0.00	0.00
OJ TOT	**********CAPITAL OUTLAY**	0.00	0.00	548.73	0.00	0.00	0.00
CC TOT	JUDICIAL COMMISSIONERS	239,145.00	1,596.36	74,620.26	14,490.06	165,283.27	82,775.56

REPORT 240-100 FUND 101: GENERAL GOVERNMENT

STATEMENT OF ENCUMBRANCES AND EXPENDITURES COMPARED WITH AUTHORIZATIONS

FOR THE PERIOD JULY 01, 2018 TO DECEMBER 31, 2018

COST CENTER 53900: OTHER ADMINISTRATION OF JUSTICE

OBJECT	----------ACCOUNT TITLE----------	APPROPRIATION	OUTSTANDING ENCUMBRANCES	YEAR-TO-DATE EXPENDITURES	DECEMBER 18 EXPENDITURES	UNENCUMBERED BALANCE	LAST YR-TO-DATE EXPENDITURES
109	CAPTAINS	62,100.00	0.00	27,422.07	4,777.00	34,677.93	0.00
110	LIEUTENANTS	52,359.00	0.00	23,120.12	4,027.60	29,238.88	24,208.76
115	SERGEANTS	48,256.00	0.00	21,308.50	3,712.00	26,947.50	22,312.48
164	ATTENDANTS	280,919.00	0.00	118,015.56	21,367.01	162,903.44	120,350.89
187	OVERTIME PAY	0.00	0.00	88.61	88.61	88.61-	0.00
OJ TOT	**********PERSONAL SERVICES*	443,634.00	0.00	189,954.86	33,972.22	253,679.14	166,872.13
201	SOCIAL SECURITY	27,414.00	0.00	11,220.22	1,995.93	16,193.78	9,873.90
204	STATE RETIREMENT	45,986.00	0.00	19,211.39	3,438.68	26,774.61	16,457.52
206	EMPLOYEE INS LIFE	511.00	0.00	205.50	40.30	305.50	163.76
207	EMPLOYEE INS HEALTH	78,720.00	0.00	37,732.57	6,642.02	40,987.43	28,209.85
208	EMPLOYEE INS- DENTAL	1,852.00	0.00	757.59	132.70	1,094.41	966.96
210	UNEMPLOYMENT	540.00	0.00	0.00	0.00	540.00	0.00
212	EMPLOYER MEDICARE	6,411.00	0.00	2,624.07	466.79	3,786.93	2,309.20
OJ TOT	**********EMPLOYEE BENEFITS*	161,434.00	0.00	71,751.34	12,716.42	89,682.66	57,981.19
399	OTHER CONTRACTED SERVICES	1,000.00	0.00	0.00	0.00	1,000.00	0.00
OJ TOT	**********CONTRACTED SERVICES	1,000.00	0.00	0.00	0.00	1,000.00	0.00
513	WORKER'S COMPENSATION INSURANC	10,000.00	0.00	10,000.00	10,000.00	0.00	0.00
OJ TOT	**********OTHER CHARGES***	10,000.00	0.00	10,000.00	10,000.00	0.00	0.00
CC TOT	OTHER ADMINISTRATION OF JUSTIC	616,068.00	0.00	271,706.20	56,688.64	344,361.80	224,853.32

REPORT 240-100 FUND 101: GENERAL GOVERNMENT

STATEMENT OF ENCUMBRANCES AND EXPENDITURES COMPARED WITH AUTHORIZATIONS

FOR THE PERIOD JULY 01, 2018 TO DECEMBER 31, 2018

COST CENTER 53910: PROBATION SERVICES

OBJECT	----------ACCOUNT TITLE----------	APPROPRIATION	OUTSTANDING ENCUMBRANCES	YEAR-TO-DATE EXPENDITURES	DECEMBER 18 EXPENDITURES	UNENCUMBERED BALANCE	LAST YR-TO-DATE EXPENDITURES
105	ADMINISTRATOR	67,113.00	0.00	29,632.23	5,162.59	37,480.77	30,948.77
111	PROBATION OFFICER	268,692.00	0.00	112,440.30	20,415.03	156,251.70	121,676.45
119	BOOKKEEPER	37,607.00	0.00	16,596.68	2,892.81	21,010.32	17,374.72
161	RECEPTIONIST	28,388.00	0.00	12,534.88	2,183.60	15,853.12	13,126.14
187	OVERTIME PAY	500.00	0.00	0.00	0.00	500.00	0.00
189	OTHER SALARIES & WAGES	5,500.00	0.00	2,100.00	300.00	3,400.00	2,100.00
OJ TOT	**********PERSONAL SERVICES*	407,800.00	0.00	173,304.09	30,954.03	234,495.91	185,226.08
201	SOCIAL SECURITY	25,346.00	0.00	10,116.86	1,783.24	15,229.14	10,952.01
204	STATE RETIREMENT	27,725.00	0.00	11,559.72	1,953.09	16,165.28	11,279.10
206	EMPLOYEE INSURANCE-LIFE	457.00	0.00	185.17	37.22	271.83	185.48
207	EMPLOYEE INSURANCE-HEALTH	72,720.00	0.00	36,625.00	6,850.00	36,095.00	33,574.56
208	EMPLOYEE INSURANCE-DENTAL	1,852.00	0.00	771.30	137.12	1,080.70	1,151.28
210	UNEMPLOYMENT	540.00	0.00	20.14	10.60	519.86	62.75
212	EMPLOYER MEDICARE LIABILITY	5,928.00	0.00	2,366.07	417.07	3,561.93	2,561.36
OJ TOT	**********EMPLOYEE BENEFITS*	134,568.00	0.00	61,644.26	11,188.34	72,923.74	59,766.54
307	COMMUNICATION	10,955.00	0.00	4,203.32	1,631.19	6,751.68	3,235.37
309	CONTRACTS W/GOVT AGENCIES	13,500.00	4,925.00	4,575.00	0.00	4,000.00	5,175.00
320	DUES AND MEMBERSHIPS	1,500.00	825.00	640.00	0.00	325.00	1,045.00
330	LEASE PAYMENTS	900.00	451.86	448.14	74.69	0.00	448.14
333	LICENSES	3,600.00	2,100.00	1,500.00	0.00	0.00	1,800.00
348	0.0	50.00	0.00	0.00	0.00	50.00	0.00
349	PRINTING, STATIONER, & FORMS	5,500.00	3,811.38	698.62	0.00	990.00	228.00
355	TRAVEL	2,000.00	0.00	14.71	0.00	1,985.29	18.97
356	TUITION	2,000.00	0.00	0.00	0.00	2,000.00	908.00
399	OTHER CONTRACTED SERVICES	15,000.00	8,962.40	1,305.60	96.00	15,716.00	2,060.80
OJ TOT	**********CONTRACTED SERVICES	55,005.00	21,075.64	13,385.39	1,801.88	31,817.97	14,919.28
413	DRUGS & MEDICAL SUPPLIES-DRUG	4,500.00	538.31	3,704.83	216.00	3,094.36	223.00
435	OFFICE SUPPLIES	3,000.00	2,102.01	1,081.80	0.00	0.00	1,630.49
499	OTHER SUPPLIES AND MATERIALS	0.00	0.00	0.00	0.00	0.00	317.24
OJ TOT	**********SUPPLIES & MATERIAL	7,500.00	2,640.32	4,786.63	216.00	3,094.36	2,170.73
513	WORKERS COMP INSURANCE	1,550.00	0.00	1,550.00	1,550.00	0.00	0.00
OJ TOT	**********OTHER CHARGES***	1,550.00	0.00	1,550.00	1,550.00	0.00	0.00
CC TOT	PROBATION SERVICES	606,423.00	23,715.96	254,670.37	45,710.25	342,331.98	262,082.63

REPORT 240-100 FUND 101: GENERAL GOVERNMENT

STATEMENT OF ENCUMBRANCES AND EXPENDITURES COMPARED WITH AUTHORIZATIONS

FOR THE PERIOD JULY 01, 2018 TO DECEMBER 31, 2018

COST CENTER 53930: VICTIM ASSISTANCE PROGRAMS

OBJECT	----------ACCOUNT TITLE----------	APPROPRIATION	OUTSTANDING ENCUMBRANCES	YEAR-TO-DATE EXPENDITURES	DECEMBER 18 EXPENDITURES	UNENCUMBERED BALANCE	LAST YR-TO-DATE EXPENDITURES
316	CONTRIBUTIONS - HAVEN HOUSE/CH	47,556.00	0.00	10,536.22	0.00	37,019.78	12,691.39
OJ TOT	**********CONTRACTED SERVICES	47,556.00	0.00	10,536.22	0.00	37,019.78	12,691.39
CC TOT	VICTIM ASSISTANCE PROGRAMS	47,556.00	0.00	10,536.22	0.00	37,019.78	12,691.39

REPORT 240-100 FUND 101: GENERAL GOVERNMENT

STATEMENT OF ENCUMBRANCES AND EXPENDITURES COMPARED WITH AUTHORIZATIONS

FOR THE PERIOD JULY 01, 2018 TO DECEMBER 31, 2018

COST CENTER 54110: SHERIFFS DEPARTMENT

OBJECT	----------ACCOUNT TITLE----------	APPROPRIATION	OUTSTANDING ENCUMBRANCES	YEAR-TO-DATE EXPENDITURES	DECEMBER 18 EXPENDITURES	UNENCUMBERED BALANCE	LAST YR-TO-DATE EXPENDITURES
101	COUNTY OFFICIAL/ADMINISTRATIVE	110,100.00	0.00	55,049.80	8,469.20	55,050.20	56,644.98
103	ASSISTANT	120,667.00	0.00	36,092.07	9,348.68	84,574.93	55,793.73
105	SUPERVISOR/DIRECTOR	386,387.00	0.00	137,523.25	23,959.60	248,863.75	143,657.75
106	DEPUTIES	4,299,510.00	0.00	1,852,471.06	322,472.94	2,447,038.94	1,927,446.24
107	DETECTIVES	384,915.00	0.00	167,485.95	29,058.70	217,429.05	176,614.83
108	INVESTIGATORS	35,795.00	0.00	15,805.70	2,753.40	19,989.30	15,908.98
109	CAPTAINS	235,255.00	0.00	53,376.85	9,298.40	181,878.15	55,891.25
110	LIEUTENANT	295,267.00	0.00	129,926.97	22,485.28	165,340.03	136,523.69
115	SERGEANTS	455,767.00	0.00	201,276.68	35,059.03	254,490.32	211,336.81
140	SALARY SUPPLEMENTS	141,292.00	0.00	18,250.00	625.00	123,042.00	31,250.00
142	MECHANICS	41,549.00	0.00	18,347.45	3,196.20	23,201.55	19,208.75
162	CLERICAL PERSONNEL	230,789.00	0.00	97,394.30	17,387.02	133,394.70	106,603.15
164	ATTENDENTS	203,221.00	0.00	81,484.86	14,977.95	121,736.14	87,128.61
169	PART-TIME PERSONNEL	96,815.00	0.00	16,678.84	3,846.53	80,136.16	16,986.01
186	LONGEVITY PAY	79,383.00	0.00	52,714.93	68.20	26,668.07	52,982.24
187	OVERTIME	660,450.00	0.00	308,479.95	67,661.37	351,970.05	269,431.57
189	OTHER SALARIES & WAGES	11,586.00	0.00	5,005.00	910.00	6,581.00	5,005.00
196	IN-SERVICE TRAINING	99,600.00	0.00	0.00	0.00	99,600.00	0.00
OJ TOT	**********PERSONAL SERVICES*	7,888,348.00	0.00	3,247,363.66	571,577.50	4,640,984.34	3,368,413.59
201	SOCIAL SECURITY	486,599.00	0.00	189,040.81	33,192.54	297,558.19	197,899.00
204	STATE RETIREMENT	733,886.00	0.00	316,204.45	55,001.96	417,681.55	323,964.39
206	EMPLOYEE INSURANCE-LIFE	7,965.00	0.00	3,124.35	597.49	4,840.65	3,063.83
207	EMPLOYEE INSURANCE-HEALTH	1,547,520.00	0.00	727,295.29	123,546.41	820,224.71	682,819.09
208	EMPLOYEE INSURANCE-DENTAL	30,029.00	0.00	14,675.67	2,458.52	15,353.33	18,995.31
210	UNEMPLOYMENT COMPENSATION	9,990.00	0.00	163.80	9.49	9,826.20	217.53
212	EMPLOYER MEDICARE LIABILITY	113,801.00	0.00	44,462.70	7,790.86	69,338.30	46,413.60
OJ TOT	**********EMPLOYEE BENEFITS*	2,929,790.00	0.00	1,294,967.07	222,597.27	1,634,822.93	1,273,372.75
302	ADVERTISING	1,000.00	0.00	990.00	695.00	10.00	0.00
307	COMMUNICATION	212,566.00	1,023.10	97,537.99	29,547.03	117,770.55	108,934.81
309	CONTRACTS WITH GOVERNMENT AGEN	1,000.00	0.00	1,000.00	0.00	0.00	1,000.00
319	CONFIDENTIAL DRUG PAYMENTS	5,000.00	0.00	0.00	0.00	5,000.00	0.00
320	DUES & MEMBERSHIPS	9,000.00	840.00	5,085.00	320.00	4,918.06	4,260.00
322	EVALUATION & TESTING	10,000.00	4,180.00	8,508.00	1,200.00	3,173.00	3,327.86
330	LEASE PAYMENTS	37,000.00	6,900.00	9,094.56	0.00	21,005.44	9,572.34
331	LEGAL SERVICES	2,500.00	554.00	755.00	0.00	1,441.50	2,032.00
332	LEGAL NOTICE-REC-COURT CST	1,000.00	0.00	97.00	0.00	903.00	300.30
333	LICENSES	16,000.00	1,898.95	13,705.69	200.00	2,829.24	3,285.32
334	MAINTENANCE AGREEMENTS	114,500.00	5,000.00	88,430.58	2,450.64	22,867.23	94,804.99
335	MAINT & REP SERV-BLDGS	0.00	0.00	0.00	0.00	0.00	6,614.41
336	MAINT & REPAIR SERVICES-EQUIPM	50,000.00	3,884.00	10,711.07	950.00	45,939.41	39,742.08
338	MAINT. & REPAIR SERVICES-VEHIC	60,000.00	33,370.07	30,469.74	0.00	6,359.99	7,416.38
339	MATCHING SHARE-JUDICIAL TASK F	53,750.00	0.00	53,750.00	0.00	0.00	23,750.00
348	POSTAL CHARGES	3,500.00	0.00	3,022.32	417.19	477.68	0.00
349	PRINTING, STATIONERY & FORMS	23,800.00	4,100.92	3,641.12	1,931.16	22,529.90	6,057.78
351	RENTALS	3,000.00	539.10	1,535.40	155.00	925.50	755.40

REPORT 240-100 FUND 101: GENERAL GOVERNMENT

STATEMENT OF ENCUMBRANCES AND EXPENDITURES COMPARED WITH AUTHORIZATIONS

FOR THE PERIOD JULY 01, 2018 TO DECEMBER 31, 2018

COST CENTER 54110: SHERIFFS DEPARTMENT

OBJECT	----------ACCOUNT TITLE----------	APPROPRIATION	OUTSTANDING ENCUMBRANCES	YEAR-TO-DATE EXPENDITURES	DECEMBER 18 EXPENDITURES	UNENCUMBERED BALANCE	LAST YR-TO-DATE EXPENDITURES
355	TRAVEL	55,000.00	1,207.60	41,755.82	4,602.07	16,678.61	43,915.12
356	TUITION	68,000.00	2,565.00	31,191.26	7,250.00	39,641.74	30,063.98
399	OTHER CONTRACTED SERVICES	35,000.00	3,572.75	14,052.92	987.25	21,143.28	20,688.36
OJ TOT	**********CONTRACTED SERVICES	761,616.00	69,635.49	415,333.47	50,705.34	333,614.13	406,521.13
406	AMMUNITION	75,000.00	6,180.00	3,437.00	2,025.00	66,795.00	33,426.48
410	CUSTODIAL SUPPLIES	3,000.00	0.00	391.12	0.00	2,663.87	0.00
411	DATA PROCESSING SUP	45,000.00	4,207.83	19,686.49	123.54	31,472.32	13,009.15
413	DRUGS AND MEDICAL SUPPLIES	6,000.00	220.32	1,739.81	0.00	4,234.47	3,594.20
414	DUPLICATING SUPPLIES	2,000.00	0.00	0.00	0.00	2,000.00	0.00
415	ELECTRICITY	11,000.00	0.00	4,770.84	861.31	6,229.16	4,667.48
418	EQUIPMENT & MACHINERY PARTS	3,000.00	0.00	754.58	0.00	3,834.74	190.92
422	FOOD SUPPLIES	8,000.00	106.26	712.74	0.00	7,374.60	2,252.02
424	GARAGE SUPPLIES	2,700.00	0.00	65.62	0.00	3,121.85	1,782.87
425	GASOLINE	463,000.00	70,393.58	218,353.20	27,542.87	227,067.39	181,910.45
431	LAW ENFORCEMENT SUPPLIES	50,000.00	5,304.69	34,556.20	3,966.64	19,552.96	29,846.34
433	LUBRICANTS	5,000.00	1,990.00	3,010.00	430.00	149.52	2,744.05
435	OFFICE SUPPLIES	20,000.00	2,881.07	15,598.26	3,475.91	5,510.17	23,159.34
446	SMALL TOOLS	4,500.00	46.93	2,941.80	0.00	1,511.27	305.87
450	TIRES & TUBES	37,000.00	4,926.79	33,357.67	7,422.39	9,043.43	19,317.93
451	UNIFORMS	110,000.00	20,550.01	70,238.04	4,363.92	58,808.99	70,889.68
453	VEHICLE PARTS	80,000.00	14,228.97	36,794.13	6,860.75	49,020.60	26,934.58
499	OTHER SUPPLIES & MATERIALS	30,050.00	32.02	23,162.51	800.47	22,970.77	3,590.16
OJ TOT	**********SUPPLIES & MATERIAL	955,250.00	131,068.47	469,570.01	57,872.80	521,361.11	417,621.52
513	WORKERS COMPENSATION INSURANCE	197,000.00	0.00	197,000.00	197,000.00	0.00	0.00
OJ TOT	**********OTHER CHARGES***	197,000.00	0.00	197,000.00	197,000.00	0.00	0.00
707	BUILDING IMPROVEMENTS	0.00	0.00	23,310.12	0.00	1,388.00	15,349.88
709	DATA PROCESSING EQUIPMENT	0.00	0.00	0.00	0.00	0.00	4,880.00
711	FURNITURE & FIXTURES	5,000.00	0.00	3,325.85	2,209.05	1,674.15	0.00
716	LAW ENFORCEMENT EQUIPMENT	45,000.00	28,075.00	24,295.69	0.00	20,704.31	39,148.75
790	OTHER EQUIPMENT	21,000.00	67,764.10	24,759.00	684.90	15,662.83	3,971.79-
OJ TOT	**********CAPITAL OUTLAY**	71,000.00	95,839.10	75,690.66	2,893.95	39,429.29	55,406.84
CC TOT	SHERIFFS DEPARTMENT	12,803,004.00	296,543.06	5,699,924.87	1,102,646.86	7,170,211.80	5,521,335.83

REPORT 240-100 FUND 101: GENERAL GOVERNMENT

STATEMENT OF ENCUMBRANCES AND EXPENDITURES COMPARED WITH AUTHORIZATIONS

FOR THE PERIOD JULY 01, 2018 TO DECEMBER 31, 2018

COST CENTER 54113: COPS GRANT

OBJECT	----------ACCOUNT TITLE----------	APPROPRIATION	OUTSTANDING ENCUMBRANCES	YEAR-TO-DATE EXPENDITURES	DECEMBER 18 EXPENDITURES	UNENCUMBERED BALANCE	LAST YR-TO-DATE EXPENDITURES
106	DEPUTIES	197,880.00	0.00	73,561.24	10,147.87	124,318.76	0.00
OJ TOT	**********PERSONAL SERVICES*	197,880.00	0.00	73,561.24	10,147.87	124,318.76	0.00
201	SOCIAL SECURITY	12,269.00	0.00	4,295.86	588.14	7,973.14	0.00
204	STATE RETIREMENT	20,580.00	0.00	5,953.11	966.58	14,626.89	0.00
206	EMPLOYEE INSURANCE-LIFE	235.00	0.00	80.63	12.07	154.37	0.00
207	EMPLOYEE INSURANCE-HEALTH	82,080.00	0.00	22,621.82	3,013.14	59,458.18	0.00
208	EMPLOYEE INSURANCE-DENTAL	1,234.00	0.00	391.05	48.36	842.95	0.00
210	UNEMPLOYMENT COMPENSATION	324.00	0.00	0.00	0.00	324.00	0.00
212	FICA-MEDICARE	2,869.00	0.00	1,004.68	137.55	1,864.32	0.00
OJ TOT	**********EMPLOYEE BENEFITS*	119,591.00	0.00	34,347.15	4,765.84	85,243.85	0.00
513	WORKERS' COMPENSATION INS	6,000.00	0.00	6,000.00	6,000.00	0.00	0.00
OJ TOT	**********OTHER CHARGES***	6,000.00	0.00	6,000.00	6,000.00	0.00	0.00
CC TOT	COPS GRANT	323,471.00	0.00	113,908.39	20,913.71	209,562.61	0.00

REPORT 240-100 FUND 101: GENERAL GOVERNMENT

STATEMENT OF ENCUMBRANCES AND EXPENDITURES COMPARED WITH AUTHORIZATIONS

FOR THE PERIOD JULY 01, 2018 TO DECEMBER 31, 2018

COST CENTER 54117: VICTIM COORDINATOR

OBJECT	----------ACCOUNT TITLE----------	APPROPRIATION	OUTSTANDING ENCUMBRANCES	YEAR-TO-DATE EXPENDITURES	DECEMBER 18 EXPENDITURES	UNENCUMBERED BALANCE	LAST YR-TO-DATE EXPENDITURES
164	ATTENDANTS	65,605.00	0.00	25,530.33	4,997.59	40,074.67	23,837.48
OJ TOT	**********PERSONAL SERVICES*	65,605.00	0.00	25,530.33	4,997.59	40,074.67	23,837.48
201	SOCIAL SECURITY	4,068.00	0.00	1,522.48	296.49	2,545.52	1,451.83
204	RETIREMENT	4,527.00	0.00	1,740.55	344.84	2,786.45	884.10
206	LIFE INSURANCE	78.00	0.00	27.41	5.94	50.59	23.16
207	HEALTH INSURANCE	18,994.00	0.00	4,512.50	950.00	14,481.50	2,027.25
208	DENTAL INSURANCE	411.00	0.00	162.83	34.28	248.17	99.63
212	MEDICARE	951.00	0.00	356.06	69.34	594.94	339.55
OJ TOT	**********EMPLOYEE BENEFITS*	29,029.00	0.00	8,321.83	1,700.89	20,707.17	4,825.52
513	WORKERS' COMPENSATION	2,000.00	0.00	2,000.00	2,000.00	0.00	0.00
OJ TOT	**********OTHER CHARGES***	2,000.00	0.00	2,000.00	2,000.00	0.00	0.00
CC TOT	VICTIM COORDINATOR	96,634.00	0.00	35,852.16	8,698.48	60,781.84	28,663.00

REPORT 240-100 FUND 101: GENERAL GOVERNMENT

STATEMENT OF ENCUMBRANCES AND EXPENDITURES COMPARED WITH AUTHORIZATIONS

FOR THE PERIOD JULY 01, 2018 TO DECEMBER 31, 2018

COST CENTER 54160: ADMIN OF SEXUAL OFFENDER REGISTRY

OBJECT	----------ACCOUNT TITLE----------	APPROPRIATION	OUTSTANDING ENCUMBRANCES	YEAR-TO-DATE EXPENDITURES	DECEMBER 18 EXPENDITURES	UNENCUMBERED BALANCE	LAST YR-TO-DATE EXPENDITURES
334	MTCE AGREEMENTS	20,000.00	0.00	0.00	0.00	20,000.00	0.00
OJ TOT	**********CONTRACTED SERVICES	20,000.00	0.00	0.00	0.00	20,000.00	0.00
599	OTHER CHARGES	6,000.00	550.00	2,250.00	0.00	7,300.00	2,300.00
OJ TOT	**********OTHER CHARGES***	6,000.00	550.00	2,250.00	0.00	7,300.00	2,300.00
CC TOT	ADMIN OF SEXUAL OFFENDER REGIS	26,000.00	550.00	2,250.00	0.00	27,300.00	2,300.00

REPORT 240-100 FUND 101: GENERAL GOVERNMENT

STATEMENT OF ENCUMBRANCES AND EXPENDITURES COMPARED WITH AUTHORIZATIONS

FOR THE PERIOD JULY 01, 2018 TO DECEMBER 31, 2018

COST CENTER 54210: JAIL

OBJECT	----------ACCOUNT TITLE----------	APPROPRIATION	OUTSTANDING ENCUMBRANCES	YEAR-TO-DATE EXPENDITURES	DECEMBER 18 EXPENDITURES	UNENCUMBERED BALANCE	LAST YR-TO-DATE EXPENDITURES
103	ASSISTANT - PURCHASING/PROPERT	49,457.00	0.00	21,213.14	3,178.60	28,243.86	22,867.52
105	SUPERVISOR	52,118.00	0.00	23,014.50	4,009.20	29,103.50	24,097.50
109	CAPTAIN	69,126.00	0.00	26,518.50	4,619.60	42,607.50	31,962.50
110	LIEUTENANTS	164,907.00	0.00	74,221.56	12,929.60	90,685.44	76,512.99
115	SERGEANTS	199,359.00	0.00	76,313.23	14,182.77	123,045.77	88,230.20
120	COMPUTER PROGRAMMERS	236,191.00	0.00	104,106.28	18,168.80	132,084.72	102,497.10
130	CRIMINAL JUSTICE COORDINATOR	42,048.00	0.00	16,176.00	3,235.20	25,872.00	0.00
140	SALARY SUPPLEMENTS	17,583.00	0.00	1,250.00	625.00	16,333.00	0.00
160	GUARDS	192,378.00	0.00	66,562.66	11,595.40	125,815.34	66,978.00
162	CLERICAL PERSONNEL	211,808.00	0.00	81,061.37	11,574.28	130,746.63	83,510.58
164	ATTENDANTS	3,048,481.00	0.00	1,198,412.69	213,524.82	1,850,068.31	1,362,612.04
165	CAFETERIA PERSONNEL	108,032.00	0.00	47,433.16	8,263.01	60,598.84	49,712.78
169	PART-TIME PERSONNEL	234,643.00	0.00	76,100.12	12,377.27	158,542.88	68,483.52
187	OVERTIME PAY	245,000.00	0.00	135,170.68	25,537.76	109,829.32	119,085.54
196	IN-SERVICE TRAINING	42,000.00	0.00	0.00	0.00	42,000.00	0.00
OJ TOT	**********PERSONAL SERVICES*	4,913,131.00	0.00	1,947,553.89	343,821.31	2,965,577.11	2,096,550.27
201	SOCIAL SECURITY	300,766.00	0.00	112,506.20	19,838.36	188,259.80	124,437.20
204	STATE RETIREMENT	326,737.00	0.00	128,157.23	22,224.99	198,579.77	137,352.63
206	EMPLOYEE INSURANCE-LIFE	5,118.00	0.00	1,865.34	362.87	3,252.66	1,916.34
207	EMPLOYEE INSURANCE-HEALTH	1,066,080.00	0.00	401,942.11	67,726.61	664,137.89	390,243.37
208	EMPLOYEE INSURANCE-DENTAL	23,036.00	0.00	9,094.79	1,541.40	13,941.21	12,642.88
210	UNEMPLOYMENT COMPENSATION	6,858.00	0.00	424.43	92.67	6,433.57	698.17
212	EMPLOYER MEDICARE LIABILITY	70,340.00	0.00	26,897.32	4,734.09	43,442.68	29,063.85
OJ TOT	**********EMPLOYEE BENEFITS*	1,798,935.00	0.00	680,887.42	116,520.99	1,118,047.58	696,354.44
312	CONTRACTS W/PRIVATE AGCY	27,000.00	3,516.75	22,754.47	833.25	728.78	9,962.50
320	DUES & MEMBERSHIPS	1,000.00	350.00	0.00	0.00	1,000.00	300.00
322	EVALUATION & TESTING	1,000.00	0.00	0.00	0.00	1,000.00	65.00
334	MAINTENANCE AGREEMENTS	35,000.00	0.00	32,867.80	0.00	2,132.20	35,000.00
335	MAINT & REPAIR SERVICES-BUILDI	32,000.00	1,036.55	5,402.79	0.00	30,133.48	12,967.39
336	MAINT & REPAIR SERV-EQUIPMENT	25,000.00	5,067.76	12,926.31	268.00	16,756.04	4,665.18
340	MEDICAL & DENTAL SERVICES	1,405,000.00	22,424.00	748,623.09	79,035.96	859,245.56	734,527.68
348	0.0	125.00	0.00	0.00	0.00	125.00	0.00
349	PRINTING-STATIONERY & FORMS	10,000.00	615.07	580.58	0.00	8,804.35	6,592.10
355	TRAVEL	19,500.00	324.56	3,154.50	60.45	16,345.50	9,448.30
356	TUITION	5,000.00	0.00	1,240.00	0.00	4,460.00	600.00
OJ TOT	**********CONTRACTED SERVICES	1,560,625.00	33,334.69	827,549.54	80,197.66	940,730.91	814,128.15
410	CUSTODIAL SUPPLIES	75,000.00	6,323.21	44,559.84	5,080.88	25,003.72	44,047.67
411	DATA PROCESSING SUPPLIES	12,000.00	0.00	5,941.20	960.00	11,068.89	4,031.93
413	DRUGS AND MEDICAL SUPPLIES	4,000.00	1,115.00	1,096.71	0.00	1,788.29	2,186.80
421	FOOD PREPARATION SUPPLIES	32,000.00	6,010.28	11,505.61	1,346.23	18,098.23	13,694.24
422	FOOD SUPPLIES	700,000.00	109,677.02	335,369.09	36,468.86	271,238.81	340,335.94
441	PRISONERS CLOTHING	15,500.00	5,088.69	7,911.31	2,280.70	2,800.00	8,972.67
451	UNIFORMS	26,500.00	13,494.02	13,236.32	0.00	27,009.76	57,337.86
499	OTHER SUPPLIES & MATERIALS	80,000.00	4,237.04	34,373.07	1,337.98	46,445.62	25,238.47

REPORT 240-100 FUND 101: GENERAL GOVERNMENT

STATEMENT OF ENCUMBRANCES AND EXPENDITURES COMPARED WITH AUTHORIZATIONS

FOR THE PERIOD JULY 01, 2018 TO DECEMBER 31, 2018

COST CENTER 54210: JAIL

OBJECT	----------ACCOUNT TITLE----------	APPROPRIATION	OUTSTANDING ENCUMBRANCES	YEAR-TO-DATE EXPENDITURES	DECEMBER 18 EXPENDITURES	UNENCUMBERED BALANCE	LAST YR-TO-DATE EXPENDITURES
OJ TOT	**********SUPPLIES & MATERIAL	945,000.00	145,945.26	453,993.15	47,474.65	403,453.32	495,845.58
513	WORKERS COMPENSATION INSURANCE	136,093.00	0.00	136,093.00	136,093.00	0.00	0.00
OJ TOT	**********OTHER CHARGES***	136,093.00	0.00	136,093.00	136,093.00	0.00	0.00
710	FOOD SERVICE EQUIPMENT	3,500.00	179.00	2,532.37	0.00	3,500.00	0.00
716	LAW ENFORCEMENT EQUIPMENT	40,000.00	0.00	2,095.00	0.00	37,905.00	11,135.65
790	OTHER EQUIPMENT	5,000.00	0.00	539.99	539.99	4,460.01	39,197.80
OJ TOT	**********CAPITAL OUTLAY**	48,500.00	179.00	5,167.36	539.99	45,865.01	50,333.45
CC TOT	JAIL	9,402,284.00	179,458.95	4,051,244.36	724,647.60	5,473,673.93	4,153,211.89

REPORT 240-100 FUND 101: GENERAL GOVERNMENT

STATEMENT OF ENCUMBRANCES AND EXPENDITURES COMPARED WITH AUTHORIZATIONS

FOR THE PERIOD JULY 01, 2018 TO DECEMBER 31, 2018

COST CENTER 54220: WORKHOUSE

OBJECT	----------ACCOUNT TITLE----------	APPROPRIATION	OUTSTANDING ENCUMBRANCES	YEAR-TO-DATE EXPENDITURES	DECEMBER 18 EXPENDITURES	UNENCUMBERED BALANCE	LAST YR-TO-DATE EXPENDITURES
101	OFFICIAL	11,010.00	0.00	5,504.72	846.88	5,505.28	5,664.26
OJ TOT	**********PERSONAL SERVICES*	11,010.00	0.00	5,504.72	846.88	5,505.28	5,664.26
201	SOCIAL SECURITY	683.00	0.00	326.97	50.12	356.03	337.92
204	RETIREMENT	1,145.00	0.00	572.52	88.08	572.48	589.12
212	EMPLOYER MEDICARE	160.00	0.00	76.46	11.72	83.54	79.06
OJ TOT	**********EMPLOYEE BENEFITS*	1,988.00	0.00	975.95	149.92	1,012.05	1,006.10
513	WORKERS' COMPENSATION	1,000.00	0.00	1,000.00	1,000.00	0.00	0.00
OJ TOT	**********OTHER CHARGES***	1,000.00	0.00	1,000.00	1,000.00	0.00	0.00
CC TOT	WORKHOUSE	13,998.00	0.00	7,480.67	1,996.80	6,517.33	6,670.36

REPORT 240-100 FUND 101: GENERAL GOVERNMENT

STATEMENT OF ENCUMBRANCES AND EXPENDITURES COMPARED WITH AUTHORIZATIONS

FOR THE PERIOD JULY 01, 2018 TO DECEMBER 31, 2018

COST CENTER 54240: JUVENILE SERVICES

OBJECT	----------ACCOUNT TITLE----------	APPROPRIATION	OUTSTANDING ENCUMBRANCES	YEAR-TO-DATE EXPENDITURES	DECEMBER 18 EXPENDITURES	UNENCUMBERED BALANCE	LAST YR-TO-DATE EXPENDITURES
109	CAPTAIN	62,102.00	0.00	30,524.25	5,317.42	31,577.75	28,713.75
110	LIEUTENANT	53,279.00	0.00	25,214.29	4,392.40	28,064.71	25,087.53
115	SERGEANTS	147,197.00	0.00	65,019.78	11,322.80	82,177.22	64,228.52
131	MEDICAL PERSONNEL	15,514.00	0.00	4,221.66	773.61	11,292.34	5,267.00
140	SALARY SUPPLEMENTS	11,010.00	0.00	5,504.85	846.90	5,505.15	5,664.40
160	TRANSPORT GUARDS	125,020.00	0.00	54,513.37	9,617.00	70,506.63	57,569.66
164	ATTENDANTS	737,197.00	0.00	299,938.53	53,667.22	437,258.47	318,742.18
169	PART TIME PERSONNEL	16,645.00	0.00	0.00	0.00	16,645.00	1,568.00
187	OVERTIME PAY	18,156.00	0.00	8,721.24	1,456.62	9,434.76	3,718.71
189	SALARY SUPPLEMENTS	41,169.00	0.00	10,633.89	1,838.36	30,535.11	12,437.27
OJ TOT	**********PERSONAL SERVICES*	1,227,289.00	0.00	504,291.86	89,232.33	722,997.14	522,997.02
201	SOCIAL SECURITY	75,719.00	0.00	29,480.39	5,193.28	46,238.61	30,853.30
204	STATE RETIREMENT	83,547.00	0.00	35,961.50	6,293.13	47,585.50	35,928.11
206	EMPLOYEE INSURANCE-LIFE	1,365.00	0.00	536.46	105.43	828.54	521.44
207	EMPLOYEE INSURANCE-HEALTH	205,440.00	0.00	100,295.57	17,091.38	105,144.43	91,310.39
208	EMPLOYEE INSURANCE-DENTAL	4,525.00	0.00	2,347.41	399.09	2,177.59	3,024.60
210	UNEMPLOYMENT COMPENSATION	1,674.00	0.00	68.64	0.00	1,605.36	104.00
212	EMPLOYER MEDICARE LIABILITY	17,708.00	0.00	6,960.55	1,226.40	10,747.45	7,291.94
OJ TOT	**********EMPLOYEE BENEFITS*	389,978.00	0.00	175,650.52	30,308.71	214,327.48	169,033.78
334	MAINTENANCE AGREEMENTS	12,000.00	3,995.00	8,005.00	0.00	0.00	8,995.00
340	MEDICAL & DENTAL SERVICE	2,500.00	0.00	0.00	0.00	2,500.00	263.69
355	TRAVEL	7,000.00	0.00	0.00	0.00	7,000.00	0.00
356	TUITION	4,000.00	0.00	0.00	0.00	4,000.00	0.00
399	OTHER CONTRACTED SERVICES	6,000.00	0.00	0.00	0.00	6,000.00	0.00
OJ TOT	**********CONTRACTED SERVICES	31,500.00	3,995.00	8,005.00	0.00	19,500.00	9,258.69
410	CUSTODIAL SUPPLIES	3,000.00	1,645.84	0.00	0.00	2,064.00	0.00
422	FOOD SUPPLIES	5,000.00	1,846.51	1,005.87	0.00	6,255.80	265.18
429	EDUCATIONAL SUPPLIES	3,000.00	1,000.00	1,997.63	0.00	2,002.37	216.00
435	OFFICE SUPPLIES	3,000.00	0.00	0.00	0.00	3,000.00	397.11
441	CLOTHING-RESIDENTS	5,000.00	0.00	0.00	0.00	7,000.00	1,067.65
451	UNIFORMS	9,000.00	100.01	8,899.99	0.00	9,000.00	4,881.60
499	OTHER SUPPLIES & MATERIALS	5,000.00	0.00	129.00	0.00	5,778.67	737.52
OJ TOT	**********SUPPLIES & MATERIAL	33,000.00	4,592.36	12,032.49	0.00	35,100.84	7,565.06
513	WORKERS COMPENSATION INSURANCE	32,000.00	0.00	32,000.00	32,000.00	0.00	0.00
OJ TOT	**********OTHER CHARGES***	32,000.00	0.00	32,000.00	32,000.00	0.00	0.00
CC TOT	JUVENILE SERVICES	1,713,767.00	8,587.36	731,979.87	151,541.04	991,925.46	708,854.55

REPORT 240-100 FUND 101: GENERAL GOVERNMENT

STATEMENT OF ENCUMBRANCES AND EXPENDITURES COMPARED WITH AUTHORIZATIONS

FOR THE PERIOD JULY 01, 2018 TO DECEMBER 31, 2018

COST CENTER 54310: FIRE PREVENTION & CONTROL

OBJECT	----------ACCOUNT TITLE----------	APPROPRIATION	OUTSTANDING ENCUMBRANCES	YEAR-TO-DATE EXPENDITURES	DECEMBER 18 EXPENDITURES	UNENCUMBERED BALANCE	LAST YR-TO-DATE EXPENDITURES
312	CONTRACTS WITH PRIVATE AGENCIE	46,250.00	0.00	16,500.00	8,250.00	29,750.00	12,000.00
OJ TOT	**********CONTRACTED SERVICES	46,250.00	0.00	16,500.00	8,250.00	29,750.00	12,000.00
CC TOT	FIRE PREVENTION & CONTROL	46,250.00	0.00	16,500.00	8,250.00	29,750.00	12,000.00

REPORT 240-100 FUND 101: GENERAL GOVERNMENT

STATEMENT OF ENCUMBRANCES AND EXPENDITURES COMPARED WITH AUTHORIZATIONS

FOR THE PERIOD JULY 01, 2018 TO DECEMBER 31, 2018

COST CENTER 54410: CIVIL DEFENSE

OBJECT	----------ACCOUNT TITLE----------	APPROPRIATION	OUTSTANDING ENCUMBRANCES	YEAR-TO-DATE EXPENDITURES	DECEMBER 18 EXPENDITURES	UNENCUMBERED BALANCE	LAST YR-TO-DATE EXPENDITURES
103	ASSISTANTS	28,104.00	0.00	12,505.96	2,145.40	15,598.04	12,895.00
105	SUPERVISOR/DIRECTOR	60,702.00	0.00	26,801.38	4,669.40	33,900.62	27,992.50
OJ TOT	**********PERSONAL SERVICES*	88,806.00	0.00	39,307.34	6,814.80	49,498.66	40,887.50
201	SOCIAL SECURITY	5,506.00	0.00	2,318.76	401.17	3,187.24	2,430.10
204	STATE RETIREMENT	6,127.00	0.00	2,705.63	470.22	3,421.37	2,821.64
206	EMPLOYEE INSURANCE-LIFE	92.00	0.00	39.70	7.54	52.30	39.62
207	EMPLOYEE INSURANCE-HEALTH	13,680.00	0.00	6,287.26	1,039.20	7,392.74	5,932.09
208	EMPLOYEE INSURANCE-DENTAL	206.00	0.00	157.18	26.06	48.82	201.96
210	UNEMPLOYMENT COMPENSATION	108.00	0.00	0.00	0.00	108.00	0.00
212	EMPLOYER MEDICARE LIABILITY	1,288.00	0.00	542.26	93.82	745.74	568.37
OJ TOT	**********EMPLOYEE BENEFITS*	27,007.00	0.00	12,050.79	2,038.01	14,956.21	11,993.78
307	COMMUNICATION	3,039.00	1,051.96	2,026.75	575.41	207.14	1,700.92
317	DATA PROCESSING SERVICES	16,870.00	0.00	4,944.45	0.00	11,925.55	16,058.33
320	DUES & MEMBERSHIPS	110.00	0.00	0.00	0.00	110.00	110.00
330	LEASE PAYMENTS	1,200.00	583.14	659.65	213.27	0.00	553.71
348	POSTAL CHARGES	50.00	0.00	28.87	0.00	21.13	0.00
355	TRAVEL	2,500.00	25.96	1,222.63	0.00	1,251.41	325.78
399	OTHER CONTRACTED SERVICES	45,419.00	500.00	0.00	0.00	45,419.00	1,866.80
OJ TOT	**********CONTRACTED SERVICES	69,188.00	2,161.06	8,882.35	788.68	58,934.23	20,615.54
422	FOOD SUPPLIES	5,000.00	764.72	1,827.75	466.14	3,000.00	2,497.96
425	GASOLINE	1,000.00	78.09	642.12	122.58	484.08	423.94
435	OFFICE SUPPLIES	500.00	307.25	206.93	54.97	126.25	465.77
451	UNIFORMS	300.00	0.00	132.00	0.00	298.00	0.00
499	OTHER SUPPLIES & MATERIALS	12,100.00	9,637.44	452.20	0.00	2,010.37	80.21
OJ TOT	**********SUPPLIES & MATERIAL	18,900.00	10,787.50	3,261.00	643.69	5,918.70	3,467.88
513	WORKMANS COMPENSATION INS	310.00	0.00	310.00	310.00	0.00	0.00
OJ TOT	**********OTHER CHARGES***	310.00	0.00	310.00	310.00	0.00	0.00
708	COMMUNICATION EQUIPMENT	3,530.00	0.00	0.00	0.00	3,530.00	0.00
716	LAW ENFORCEMENT EQUIPMENT	21,167.00	0.00	0.00	0.00	21,167.00	11,926.45
OJ TOT	**********CAPITAL OUTLAY**	24,697.00	0.00	0.00	0.00	24,697.00	11,926.45
CC TOT	CIVIL DEFENSE	228,908.00	12,948.56	63,811.48	10,595.18	154,004.80	88,891.15

REPORT 240-100 FUND 101: GENERAL GOVERNMENT

STATEMENT OF ENCUMBRANCES AND EXPENDITURES COMPARED WITH AUTHORIZATIONS

FOR THE PERIOD JULY 01, 2018 TO DECEMBER 31, 2018

COST CENTER 54490: OTHER EMERGENCY MANAGEMENT

OBJECT	----------ACCOUNT TITLE----------	APPROPRIATION	OUTSTANDING ENCUMBRANCES	YEAR-TO-DATE EXPENDITURES	DECEMBER 18 EXPENDITURES	UNENCUMBERED BALANCE	LAST YR-TO-DATE EXPENDITURES
309	CONTRACTS WITH GOVT AGENCIES	343,801.00	0.00	171,900.50	0.00	171,900.50	165,384.50
OJ TOT	**********CONTRACTED SERVICES	343,801.00	0.00	171,900.50	0.00	171,900.50	165,384.50
CC TOT	OTHER EMERGENCY MANAGEMENT	343,801.00	0.00	171,900.50	0.00	171,900.50	165,384.50

REPORT 240-100 FUND 101: GENERAL GOVERNMENT

STATEMENT OF ENCUMBRANCES AND EXPENDITURES COMPARED WITH AUTHORIZATIONS

FOR THE PERIOD JULY 01, 2018 TO DECEMBER 31, 2018

COST CENTER 55110: LOCAL HEALTH CENTER

OBJECT	----------ACCOUNT TITLE----------	APPROPRIATION	OUTSTANDING ENCUMBRANCES	YEAR-TO-DATE EXPENDITURES	DECEMBER 18 EXPENDITURES	UNENCUMBERED BALANCE	LAST YR-TO-DATE EXPENDITURES
131	MEDICAL PERSONNEL	577,283.00	0.00	235,960.46	37,787.57	341,322.54	252,264.69
162	CLERICAL PERSONNEL	107,778.00	0.00	36,668.77	6,303.98	71,109.23	48,488.11
169	PART TIME	101,980.00	0.00	35,835.76	4,849.33	66,144.24	39,011.66
OJ TOT	**********PERSONAL SERVICES*	787,041.00	0.00	308,464.99	48,940.88	478,576.01	339,764.46
201	SOCIAL SECURITY	48,796.00	0.00	17,591.06	2,770.38	31,204.94	19,654.24
204	STATE RETIREMENT	47,270.00	0.00	17,201.59	2,827.24	30,068.41	17,953.73
206	EMPLOYEE INSURANCE-LIFE	814.00	0.00	271.80	49.56	542.20	281.94
207	EMPLOYEE INSURANCE-HEALTH	229,200.00	0.00	94,026.50	14,310.00	135,362.50	78,680.42
208	EMPLOYEE INSURANCE-DENTAL	3,908.00	0.00	1,671.15	239.96	2,236.85	2,186.10
210	UNEMPLOYMENT COMPENSATION	1,512.00	0.00	67.99	12.41	1,444.01	236.39
212	FICA-MEDICARE	11,413.00	0.00	4,187.83	660.83	7,225.17	4,676.38
OJ TOT	**********EMPLOYEE BENEFITS*	342,913.00	0.00	135,017.92	20,870.38	208,084.08	123,669.20
307	COMMUNICATION	34,000.00	0.00	9,679.13	1,628.48	24,320.87	6,041.64
309	CONTRACTS W/GOVT AGENCIES	96,810.00	1,419.70	1,080.39	10.03	95,180.00	1,007.37
320	DUES & MEMBERSHIPS	200.00	200.00	0.00	0.00	0.00	0.00
334	MAINTENANCE AGREEMENTS	5,200.00	2,925.00	1,691.67	350.00	583.33	1,750.02
335	MAINTENANCE & REPAIR - BLDG	4,300.00	3,724.85	1,127.40	0.00	970.77	1,302.88
336	MAINTENANCE & REPAIR - EQUIPME	1,400.00	0.00	90.00	0.00	1,870.00	45.00
347	PEST CONTROL	500.00	290.00	210.00	35.00	0.00	210.00
355	TRAVEL	10,300.00	0.00	1,984.04	403.55	8,315.96	2,004.29
OJ TOT	**********CONTRACTED SERVICES	152,710.00	8,559.55	15,862.63	2,427.06	131,240.93	12,361.20
410	CUSTODIAL SUPPLIES	2,100.00	1,601.61	498.39	0.00	19.82	659.73
422	FOOD SUPPLIES	500.00	312.20	187.80	26.40	31.36	211.20
429	INSTRUCTIONAL SUPPLIES	0.00	170.12-	0.00	0.00	170.12	365.00
435	OFFICE SUPPLIES	1,000.00	1,000.00	333.88	0.00	168.14	0.00
452	UTILITIES	50,000.00	0.00	20,073.06	4,289.79	29,926.94	21,914.72
OJ TOT	**********SUPPLIES & MATERIAL	53,600.00	2,743.69	21,093.13	4,316.19	30,316.38	23,150.65
513	WORKERS' COMPENSATION INS	4,340.00	0.00	4,340.00	4,340.00	0.00	0.00
599	OTHER CHARGES	11,754.00	400.00	846.00	0.00	14,048.00	8,586.00
OJ TOT	**********OTHER CHARGES***	16,094.00	400.00	5,186.00	4,340.00	14,048.00	8,586.00
CC TOT	LOCAL HEALTH CENTER	1,352,358.00	11,703.24	485,624.67	80,894.51	862,265.40	507,531.51

REPORT 240-100 FUND 101: GENERAL GOVERNMENT

STATEMENT OF ENCUMBRANCES AND EXPENDITURES COMPARED WITH AUTHORIZATIONS

FOR THE PERIOD JULY 01, 2018 TO DECEMBER 31, 2018

COST CENTER 55120: RABIES/ANIMAL CONTROL

OBJECT	----------ACCOUNT TITLE----------	APPROPRIATION	OUTSTANDING ENCUMBRANCES	YEAR-TO-DATE EXPENDITURES	DECEMBER 18 EXPENDITURES	UNENCUMBERED BALANCE	LAST YR-TO-DATE EXPENDITURES
105	SUPERVISOR	57,474.00	0.00	25,376.76	4,421.20	32,097.24	27,342.10
131	MEDICAL PERSONNEL	75,691.00	0.00	33,419.40	5,822.40	42,271.60	34,197.50
147	TRANSPORTERS	12,640.00	0.00	3,360.00	370.00	9,280.00	0.00
169	PART TIME PERSONNEL	16,530.00	0.00	2,833.10	304.05	13,696.90	10,446.18
187	OVERTIME	12,000.00	0.00	5,014.60	804.74	6,985.40	4,550.08
189	OTHER SALARIES & WAGES	180,952.00	0.00	79,145.97	14,704.34	101,806.03	86,780.08
OJ TOT	**********PERSONAL SERVICES*	355,287.00	0.00	149,149.83	26,426.73	206,137.17	163,315.94
201	SOCIAL SECURITY	22,028.00	0.00	8,879.39	1,557.43	13,148.61	9,749.69
204	STATE RETIREMENT	21,675.00	0.00	8,543.11	1,448.56	13,131.89	9,849.63
206	LIFE INSURANCE	334.00	0.00	134.40	26.94	199.60	140.49
207	HEALTH INSURANCE	71,040.00	0.00	33,337.50	6,240.00	37,702.50	33,827.68
208	DENTAL INSURANCE	1,646.00	0.00	762.73	137.12	883.27	974.16
210	UNEMPLOYMENT	632.00	0.00	67.61	9.47	564.39	107.98
212	MEDICARE	5,152.00	0.00	2,076.63	364.24	3,075.37	2,280.07
OJ TOT	**********EMPLOYEE BENEFITS*	122,507.00	0.00	53,801.37	9,783.76	68,705.63	56,929.70
307	COMMUNICATION	4,037.00	0.00	2,498.76	959.36	1,538.24	865.26
320	DUES & MEMBERSHIPS	400.00	0.00	0.00	0.00	400.00	190.00
330	LEASE PAYMENTS	9,900.00	5,220.45	4,676.12	711.52	382.84	4,158.43
333	LICENSES	1,000.00	0.00	430.00	0.00	570.00	370.00
335	MAINT & REPAIR SERV - BUILDING	9,200.00	3,229.54	3,326.01	664.03	2,894.45	1,753.54
336	MAINT & REPAIR SERV-EQUIPMENT	1,300.00	176.44	3,571.56	0.00	0.00	414.45
338	MAINTENANCE AND REPAIR - VECHI	12,000.00	458.35	1,479.95	214.62	10,061.70	100.00
348	0.0	30.00	0.00	0.00	0.00	30.00	0.00
354	TRANSPORTATION	9,200.00	2,422.73	3,732.92	483.50	3,544.35	4,708.50
355	TRAVEL	0.00	0.00	7,182.00-	1,420.00-	7,182.00	6,160.00-
356	TUITION	1,000.00	0.00	0.00	0.00	1,000.00	0.00
399	OTHER CONTRACTED SERVICES	0.00	150.00	0.00	0.00	0.00	4,891.88
OJ TOT	**********CONTRACTED SERVICES	48,067.00	11,657.51	12,533.32	1,613.03	27,603.58	11,292.06
401	ANIMAL FOOD AND SUPPLIES	10,000.00	1,467.52	5,878.38	139.90	3,553.47	2,886.11
410	CUSTODIAL SUPPLIES	10,000.00	1,759.75	2,754.55	586.40	6,693.20	2,638.38
413	DRUGS AND MEDICAL SUPPLIES	83,660.00	15,570.64	36,904.41	1,746.04	37,508.77	20,101.59
425	GASOLINE	20,100.00	2,610.65	6,554.89	882.10	11,121.73	6,126.62
435	OFFICE SUPPLIES	3,000.00	560.10	949.90	0.00	1,490.00	868.69
451	UNIFORMS	3,000.00	874.84	1,080.11	0.00	1,220.05	586.12
452	UTILITIES	6,000.00	0.00	73.00	0.00	5,927.00	2,562.25
499	OTHER SUPPLIES & MATERIALS	0.00	0.00	52.00	0.00	46.32	18,238.53
OJ TOT	**********SUPPLIES & MATERIAL	135,760.00	22,843.50	54,247.24	3,354.44	67,560.54	54,008.29
513	WORKERS COMPENSATION	1,860.00	0.00	1,860.00	1,860.00	0.00	0.00
OJ TOT	**********OTHER CHARGES***	1,860.00	0.00	1,860.00	1,860.00	0.00	0.00
790	OTHER EQUIPMENT	15,000.00	4,801.50	8,645.46	0.00	1,553.04	0.00
OJ TOT	**********CAPITAL OUTLAY**	15,000.00	4,801.50	8,645.46	0.00	1,553.04	0.00

REPORT 240-100 FUND 101: GENERAL GOVERNMENT

STATEMENT OF ENCUMBRANCES AND EXPENDITURES COMPARED WITH AUTHORIZATIONS

FOR THE PERIOD JULY 01, 2018 TO DECEMBER 31, 2018

COST CENTER 55120: RABIES/ANIMAL CONTROL

OBJECT	----------ACCOUNT TITLE----------	APPROPRIATION	OUTSTANDING ENCUMBRANCES	YEAR-TO-DATE EXPENDITURES	DECEMBER 18 EXPENDITURES	UNENCUMBERED BALANCE	LAST YR-TO-DATE EXPENDITURES
CC TOT	RABIES/ANIMAL CONTROL	678,481.00	39,302.51	280,237.22	43,037.96	371,559.96	285,545.99

REPORT 240-100 FUND 101: GENERAL GOVERNMENT

STATEMENT OF ENCUMBRANCES AND EXPENDITURES COMPARED WITH AUTHORIZATIONS

FOR THE PERIOD JULY 01, 2018 TO DECEMBER 31, 2018

COST CENTER 55590: OTHER LOCAL WELFARE SERVICE

OBJECT	----------ACCOUNT TITLE----------	APPROPRIATION	OUTSTANDING ENCUMBRANCES	YEAR-TO-DATE EXPENDITURES	DECEMBER 18 EXPENDITURES	UNENCUMBERED BALANCE	LAST YR-TO-DATE EXPENDITURES
312	CONTRACTS W/PRIVATE AGCY	0.00	0.00	0.00	0.00	0.00	47,242.58
OJ TOT	**********CONTRACTED SERVICES	0.00	0.00	0.00	0.00	0.00	47,242.58
CC TOT	OTHER LOCAL WELFARE SERVICE	0.00	0.00	0.00	0.00	0.00	47,242.58

REPORT 240-100 FUND 101: GENERAL GOVERNMENT

STATEMENT OF ENCUMBRANCES AND EXPENDITURES COMPARED WITH AUTHORIZATIONS

FOR THE PERIOD JULY 01, 2018 TO DECEMBER 31, 2018

COST CENTER 55751: RECYCLING

OBJECT	----------ACCOUNT TITLE----------	APPROPRIATION	OUTSTANDING ENCUMBRANCES	YEAR-TO-DATE EXPENDITURES	DECEMBER 18 EXPENDITURES	UNENCUMBERED BALANCE	LAST YR-TO-DATE EXPENDITURES
169	PART TIME PERSONNEL	16,847.00	0.00	6,578.16	1,144.77	10,268.84	1,441.79
OJ TOT	**********PERSONAL SERVICES*	16,847.00	0.00	6,578.16	1,144.77	10,268.84	1,441.79
201	SOCIAL SECURITY	1,045.00	0.00	407.84	70.98	637.16	89.39
210	UNEMPLOYMENT COMPENSATION	54.00	0.00	0.00	0.00	54.00	8.65
212	FICA-MEDICARE	244.00	0.00	95.36	16.60	148.64	20.90
OJ TOT	**********EMPLOYEE BENEFITS*	1,343.00	0.00	503.20	87.58	839.80	118.94
307	COMMUNICATION	550.00	0.00	228.64	45.98	321.36	0.00
321	ENGINEERING SERVICES	0.00	0.00	4,000.00	0.00	0.00	0.00
332	LEGAL NOTICE-REC-COURT CST	0.00	0.00	0.00	0.00	0.00	10.00
334	MAINTENANCE AGREEMENTS	31,150.00	9,257.00	11,463.25	1,809.72	10,430.29	25.00
OJ TOT	**********CONTRACTED SERVICES	31,700.00	9,257.00	15,691.89	1,855.70	10,751.65	35.00
422	FOOD SUPPLIES	0.00	0.00	0.00	0.00	0.00	648.60
435	OFFICE SUPPLIES	200.00	0.00	99.99	0.00	100.01	0.00
452	UTILITIES	0.00	0.00	0.00	0.00	0.00	1,063.41
OJ TOT	**********SUPPLIES & MATERIAL	200.00	0.00	99.99	0.00	100.01	1,712.01
513	WORKERS' COMPENSATION INS	155.00	0.00	155.00	155.00	0.00	0.00
OJ TOT	**********OTHER CHARGES***	155.00	0.00	155.00	155.00	0.00	0.00
706	BUILDING CONSTRUCTION	2,873.25	13.30	6,962.05	0.00	0.00	52,692.70
720	PLANT OPERATION EQUIP	24,481.75	560.84	15,013.00	0.00	14,424.75	40,316.88
733	SOLID WASTE EQUIP-RECYCLING GR	30,000.00	1,440.59	81,481.86	0.00	173.55	0.00
OJ TOT	**********CAPITAL OUTLAY**	57,355.00	2,014.73	103,456.91	0.00	14,598.30	93,009.58
CC TOT	RECYCLING	107,600.00	11,271.73	126,485.15	3,243.05	36,558.60	96,317.32

REPORT 240-100 FUND 101: GENERAL GOVERNMENT

STATEMENT OF ENCUMBRANCES AND EXPENDITURES COMPARED WITH AUTHORIZATIONS

FOR THE PERIOD JULY 01, 2018 TO DECEMBER 31, 2018

COST CENTER 56700: PARKS & FAIR BOARDS

OBJECT	----------ACCOUNT TITLE----------	APPROPRIATION	OUTSTANDING ENCUMBRANCES	YEAR-TO-DATE EXPENDITURES	DECEMBER 18 EXPENDITURES	UNENCUMBERED BALANCE	LAST YR-TO-DATE EXPENDITURES
309	CONTRACTS W/GOVT AGENCIES	693,978.00	0.00	346,988.50	0.00	346,989.50	346,988.50
OJ TOT	**********CONTRACTED SERVICES	693,978.00	0.00	346,988.50	0.00	346,989.50	346,988.50
CC TOT	PARKS & FAIR BOARDS	693,978.00	0.00	346,988.50	0.00	346,989.50	346,988.50

REPORT 240-100 FUND 101: GENERAL GOVERNMENT

STATEMENT OF ENCUMBRANCES AND EXPENDITURES COMPARED WITH AUTHORIZATIONS

FOR THE PERIOD JULY 01, 2018 TO DECEMBER 31, 2018

COST CENTER 57100: AGRICULTURAL EXTENSION SERVICE

OBJECT	----------ACCOUNT TITLE----------	APPROPRIATION	OUTSTANDING ENCUMBRANCES	YEAR-TO-DATE EXPENDITURES	DECEMBER 18 EXPENDITURES	UNENCUMBERED BALANCE	LAST YR-TO-DATE EXPENDITURES
307	COMMUNICATION	3,590.00	0.00	1,525.83	306.24	2,064.17	1,872.88
309	CONTRACTS W/GOVT AGENCIES	170,972.00	0.00	41,222.68	0.00	129,749.32	39,676.06
330	LEASE PAYMENTS	2,260.00	1,762.04	421.88	0.00	105.39	633.08
337	MAINT & REPAIR SERV-OFC EQU	100.00	0.00	0.00	0.00	100.00	0.00
OJ TOT	**********CONTRACTED SERVICES	176,922.00	1,762.04	43,170.39	306.24	132,018.88	42,182.02
719	OFFICE EQUIPMENT	800.00	0.00	0.00	0.00	800.00	0.00
OJ TOT	**********CAPITAL OUTLAY**	800.00	0.00	0.00	0.00	800.00	0.00
CC TOT	AGRICULTURAL EXTENSION SERVICE	177,722.00	1,762.04	43,170.39	306.24	132,818.88	42,182.02

REPORT 240-100 FUND 101: GENERAL GOVERNMENT

STATEMENT OF ENCUMBRANCES AND EXPENDITURES COMPARED WITH AUTHORIZATIONS

FOR THE PERIOD JULY 01, 2018 TO DECEMBER 31, 2018

COST CENTER 57500: SOIL CONSERVATION

OBJECT	----------ACCOUNT TITLE----------	APPROPRIATION	OUTSTANDING ENCUMBRANCES	YEAR-TO-DATE EXPENDITURES	DECEMBER 18 EXPENDITURES	UNENCUMBERED BALANCE	LAST YR-TO-DATE EXPENDITURES
105	SUPERVISOR	70,234.00	0.00	31,009.85	5,402.60	39,224.15	32,388.69
163	EDUCATIONAL ASSISTANT	57,478.00	0.00	25,423.05	4,421.40	32,054.95	8,039.31
OJ TOT	**********PERSONAL SERVICES*	127,712.00	0.00	56,432.90	9,824.00	71,279.10	40,428.00
201	SOCIAL SECURITY	7,920.00	0.00	3,404.07	587.31	4,515.93	2,476.59
204	STATE RETIREMENT	8,814.00	0.00	2,139.68	372.78	6,674.32	2,235.14
206	EMPLOYEE INSURANCE-LIFE	118.00	0.00	45.88	9.92	72.12	26.06
207	EMPLOYEE INSURANCE-HEALTH	12,000.00	0.00	7,190.00	1,560.00	4,810.00	2,703.00
208	EMPLOYEE INSURANCE-DENTAL	412.00	0.00	171.40	34.28	240.60	132.84
210	UNEMPLOYMENT COMPENSATION	121.00	0.00	28.00	0.00	93.00	0.00
212	EMPLOYER MEDICARE LIABILITY	1,852.00	0.00	796.14	137.36	1,055.86	579.18
OJ TOT	**********EMPLOYEE BENEFITS*	31,237.00	0.00	13,775.17	2,701.65	17,461.83	8,152.81
307	COMMUNICATION	2,166.00	0.00	725.07	224.38	1,440.93	536.71
330	OPERATING LEASE PAYMENTS	1,200.00	883.61	316.39	84.28	0.00	0.00
338	MAINT & REPAIR SERV-VEHICLE	745.00	0.00	0.00	0.00	745.00	0.00
348	POSTAL	272.00	0.00	260.50	0.00	11.50	245.40
355	TRAVEL	1,200.00	0.00	0.00	0.00	1,200.00	0.00
356	TUITION	1,000.00	0.00	90.00	15.00	910.00	615.00
399	OTHER CONTRACTED SERVICES	8,000.00	467.50	4,627.50	56.76	4,771.00	5,058.17
OJ TOT	**********CONTRACTED SERVICES	14,583.00	1,351.11	6,019.46	380.42	9,078.43	6,455.28
425	GASOLINE	500.00	360.35	191.19	32.26	0.00	0.00
435	OFFICE SUPPLIES	800.00	0.00	574.76	56.48	225.24	188.65
OJ TOT	**********SUPPLIES & MATERIAL	1,300.00	360.35	765.95	88.74	225.24	188.65
513	WORKERS COMPENSATION INSURANCE	310.00	0.00	310.00	310.00	0.00	0.00
OJ TOT	**********OTHER CHARGES***	310.00	0.00	310.00	310.00	0.00	0.00
CC TOT	SOIL CONSERVATION	175,142.00	1,711.46	77,303.48	13,304.81	98,044.60	55,224.74

REPORT 240-100 FUND 101: GENERAL GOVERNMENT

STATEMENT OF ENCUMBRANCES AND EXPENDITURES COMPARED WITH AUTHORIZATIONS

FOR THE PERIOD JULY 01, 2018 TO DECEMBER 31, 2018

COST CENTER 58120: INDUSTRIAL DEVELOPMENT

OBJECT	----------ACCOUNT TITLE----------	APPROPRIATION	OUTSTANDING ENCUMBRANCES	YEAR-TO-DATE EXPENDITURES	DECEMBER 18 EXPENDITURES	UNENCUMBERED BALANCE	LAST YR-TO-DATE EXPENDITURES
364	CONTRACTS FOR DEVELOPMENT	1,080,930.00	0.00	799,145.00	0.00	281,785.00	784,645.00
OJ TOT	**********CONTRACTED SERVICES	1,080,930.00	0.00	799,145.00	0.00	281,785.00	784,645.00
CC TOT	INDUSTRIAL DEVELOPMENT	1,080,930.00	0.00	799,145.00	0.00	281,785.00	784,645.00

REPORT 240-100 FUND 101: GENERAL GOVERNMENT

STATEMENT OF ENCUMBRANCES AND EXPENDITURES COMPARED WITH AUTHORIZATIONS

FOR THE PERIOD JULY 01, 2018 TO DECEMBER 31, 2018

COST CENTER 58300: VETERANS SERVICES

OBJECT	----------ACCOUNT TITLE----------	APPROPRIATION	OUTSTANDING ENCUMBRANCES	YEAR-TO-DATE EXPENDITURES	DECEMBER 18 EXPENDITURES	UNENCUMBERED BALANCE	LAST YR-TO-DATE EXPENDITURES
103	ASSISTANT(S)	83,489.00	0.00	36,866.26	6,422.21	46,622.74	38,603.74
105	SUPERVISOR/DIRECTOR	55,732.00	0.00	24,610.28	4,287.19	31,121.72	25,768.76
OJ TOT	**********PERSONAL SERVICES*	139,221.00	0.00	61,476.54	10,709.40	77,744.46	64,372.50
201	SOCIAL SECURITY	8,631.00	0.00	3,649.12	630.61	4,981.88	3,837.68
204	STATE RETIREMENT	9,607.00	0.00	4,243.25	738.94	5,363.75	4,442.54
206	EMPLOYEE INSURANCE-LIFE	125.00	0.00	68.69	13.08	56.31	66.64
207	EMPLOYEE INSURANCE-HEALTH	19,680.00	0.00	9,360.00	1,560.00	10,320.00	8,913.00
208	EMPLOYEE INSURANCE-DENTAL	617.00	0.00	308.52	51.42	308.48	398.52
210	UNEMPLOYMENT COMPENSATION	162.00	0.00	0.00	0.00	162.00	0.00
212	EMPLOYER MEDICARE LIABILITY	2,019.00	0.00	853.45	147.48	1,165.55	897.49
OJ TOT	**********EMPLOYEE BENEFITS*	40,841.00	0.00	18,483.03	3,141.53	22,357.97	18,555.87
307	COMMUNICATION	3,081.00	0.00	1,489.78	522.21	1,591.22	960.42
320	DUES & MEMBERSHIPS	50.00	0.00	12.00	0.00	38.00	0.00
330	OPERATING & LEASE PAYMENTS	1,200.00	448.14	448.14	74.69	303.72	522.83
332	LEGAL NOTICE-REC-COURT CST	50.00	0.00	0.00	0.00	50.00	0.00
334	MAINT. AGREEMENT	1,547.00	0.00	1,347.00	0.00	200.00	1,197.00
338	MAINT & REPAIR SERV-VEHICLE	750.00	0.00	0.00	0.00	750.00	460.00
348	POSTAL CHARGES	600.00	0.00	205.36	23.87	394.64	0.00
355	TRAVEL	500.00	0.00	0.00	0.00	500.00	87.52
356	TUITION	0.00	0.00	0.00	0.00	0.00	100.00
OJ TOT	***********CONTRACTED SERVICES	7,778.00	448.14	3,502.28	620.77	3,827.58	3,327.77
414	DUPLICATING SUPPLIES	400.00	0.00	0.00	0.00	400.00	0.00
425	GASOLINE	1,100.00	345.89	279.34	0.00	600.00	429.86
435	OFFICE SUPPLIES	500.00	50.00	262.96	0.00	237.04	1,289.02
OJ TOT	***********SUPPLIES & MATERIAL	2,000.00	395.89	542.30	0.00	1,237.04	1,718.88
513	WORKERS COMPENSATION INSURANCE	465.00	0.00	465.00	465.00	0.00	0.00
599	OTHER CHARGES	200.00	0.00	50.00	0.00	150.00	0.00
OJ TOT	**************OTHER CHARGES***	665.00	0.00	515.00	465.00	150.00	0.00
711	FURNITURE & FIXTURES	1,000.00	0.00	968.97	968.97	31.03	0.00
OJ TOT	**************CAPITAL OUTLAY**	1,000.00	0.00	968.97	968.97	31.03	0.00
CC TOT	VETERANS SERVICES	191,505.00	844.03	85,488.12	15,905.67	105,348.08	87,975.02

REPORT 240-100 FUND 101: GENERAL GOVERNMENT

STATEMENT OF ENCUMBRANCES AND EXPENDITURES COMPARED WITH AUTHORIZATIONS

FOR THE PERIOD JULY 01, 2018 TO DECEMBER 31, 2018

COST CENTER 58500: CONTRIBUTIONS TO OTHER AGENCIES

OBJECT	----------ACCOUNT TITLE----------	APPROPRIATION	OUTSTANDING ENCUMBRANCES	YEAR-TO-DATE EXPENDITURES	DECEMBER 18 EXPENDITURES	UNENCUMBERED BALANCE	LAST YR-TO-DATE EXPENDITURES
316	CONTRIBUTIONS	126,983.00	0.00	44,245.63	0.00	82,737.37	64,944.00
OJ TOT	**********CONTRACTED SERVICES	126,983.00	0.00	44,245.63	0.00	82,737.37	64,944.00
CC TOT	CONTRIBUTIONS TO OTHER AGENCIE	126,983.00	0.00	44,245.63	0.00	82,737.37	64,944.00

REPORT 240-100 FUND 101: GENERAL GOVERNMENT

STATEMENT OF ENCUMBRANCES AND EXPENDITURES COMPARED WITH AUTHORIZATIONS

FOR THE PERIOD JULY 01, 2018 TO DECEMBER 31, 2018

COST CENTER 64000: LITTER AND TRASH COLLECT

OBJECT	----------ACCOUNT TITLE----------	APPROPRIATION	OUTSTANDING ENCUMBRANCES	YEAR-TO-DATE EXPENDITURES	DECEMBER 18 EXPENDITURES	UNENCUMBERED BALANCE	LAST YR-TO-DATE EXPENDITURES
164	ATTENDANTS	36,379.00	0.00	16,064.00	2,798.40	20,315.00	16,820.00
OJ TOT	**********PERSONAL SERVICES*	36,379.00	0.00	16,064.00	2,798.40	20,315.00	16,820.00
201	SOCIAL SECURITY	2,255.00	0.00	955.36	165.88	1,299.64	1,001.21
204	STATE RETIREMENT	2,510.00	0.00	1,108.37	193.09	1,401.63	1,154.22
206	EMPLOYEE INSURANCE-LIFE	43.00	0.00	18.10	3.40	24.90	17.41
207	EMPLOYEE INSURANCE-HEALTH	6,000.00	0.00	2,841.42	466.42	3,158.58	2,671.79
208	EMPLOYEE INSURANCE-DENTAL	206.00	0.00	102.53	16.83	103.47	131.31
210	UNEMPLOYMENT COMPENSATION	54.00	0.00	0.00	0.00	54.00	0.00
212	EMPLOYER MEDICARE LIABILITY	527.00	0.00	223.42	38.79	303.58	234.14
OJ TOT	**********EMPLOYEE BENEFITS*	11,595.00	0.00	5,249.20	884.41	6,345.80	5,210.08
309	CONTRACTS W/GOVT AGENCIES	3,200.00	0.00	0.00	0.00	3,200.00	3,200.00
310	CONTRACTS W/OTHER PUBLIC AG	20,000.00	3,730.00	9,325.00	1,865.00	6,945.00	9,325.00
333	LICENSES	65.00	0.00	0.00	0.00	65.00	0.00
399	OTHER CONTRACTED SERVICES	6,000.00	0.00	6,000.00	500.00	0.00	4,875.00
OJ TOT	**********CONTRACTED SERVICES	29,265.00	3,730.00	15,325.00	2,365.00	10,210.00	17,400.00
453	VEHICLE PARTS	60.00	0.00	0.00	0.00	60.00	0.00
499	OTHER SUPPLIES & MATERIALS	2,500.00	0.00	374.80	0.00	2,509.34	604.38
OJ TOT	**********SUPPLIES & MATERIAL	2,560.00	0.00	374.80	0.00	2,569.34	604.38
513	WORKMANS COMPENSATION INS	1,000.00	0.00	1,000.00	1,000.00	0.00	0.00
OJ TOT	**********OTHER CHARGES***	1,000.00	0.00	1,000.00	1,000.00	0.00	0.00
CC TOT	LITTER AND TRASH COLLECT	80,799.00	3,730.00	38,013.00	7,047.81	39,440.14	40,034.46

REPORT 240-100 FUND 101: GENERAL GOVERNMENT

STATEMENT OF ENCUMBRANCES AND EXPENDITURES COMPARED WITH AUTHORIZATIONS

FOR THE PERIOD JULY 01, 2018 TO DECEMBER 31, 2018

COST CENTER 91110: GENERAL ADMINISTRATION PROJECTS

OBJECT	----------ACCOUNT TITLE----------	APPROPRIATION	OUTSTANDING ENCUMBRANCES	YEAR-TO-DATE EXPENDITURES	DECEMBER 18 EXPENDITURES	UNENCUMBERED BALANCE	LAST YR-TO-DATE EXPENDITURES
709	DATA PROCESSING EQUIPMENT	37,000.00	0.00	0.00	0.00	37,000.00	31,891.84
799	OTHER CAPITAL OUTLAY	0.00	0.00	0.00	0.00	4,000.00	4,052.53
OJ TOT	**********CAPITAL OUTLAY**	37,000.00	0.00	0.00	0.00	41,000.00	35,944.37
CC TOT	GENERAL ADMINISTRATION PROJECT	37,000.00	0.00	0.00	0.00	41,000.00	35,944.37

REPORT 240-100 FUND 101: GENERAL GOVERNMENT

STATEMENT OF ENCUMBRANCES AND EXPENDITURES COMPARED WITH AUTHORIZATIONS

FOR THE PERIOD JULY 01, 2018 TO DECEMBER 31, 2018

COST CENTER 91130: PUBLIC SAFETY PROJECTS

OBJECT	----------ACCOUNT TITLE----------	APPROPRIATION	OUTSTANDING ENCUMBRANCES	YEAR-TO-DATE EXPENDITURES	DECEMBER 18 EXPENDITURES	UNENCUMBERED BALANCE	LAST YR-TO-DATE EXPENDITURES
708	SHERIFF COMMUNICATIONS EQUIPME	148,768.00	10.00	32,812.66	1,995.00	128,630.34	0.00
718	MOTOR VEHICLES	690,000.00	648,961.47	169,037.51	0.00	41,394.66	60,987.74
OJ TOT	**********CAPITAL OUTLAY**	838,768.00	648,971.47	201,850.17	1,995.00	170,025.00	60,987.74
CC TOT	PUBLIC SAFETY PROJECTS	838,768.00	648,971.47	201,850.17	1,995.00	170,025.00	60,987.74

REPORT 240-100 FUND 101: GENERAL GOVERNMENT

STATEMENT OF ENCUMBRANCES AND EXPENDITURES COMPARED WITH AUTHORIZATIONS

FOR THE PERIOD JULY 01, 2018 TO DECEMBER 31, 2018

COST CENTER 99100: TRANSFERS OUT

OBJECT	----------ACCOUNT TITLE----------	APPROPRIATION	OUTSTANDING ENCUMBRANCES	YEAR-TO-DATE EXPENDITURES	DECEMBER 18 EXPENDITURES	UNENCUMBERED BALANCE	LAST YR-TO-DATE EXPENDITURES
590	TRANSFERS TO OTHER FUNDS	5,116,488.00	0.00	4,234,389.58	0.00	882,098.42	3,412,209.24
OJ TOT	**********OTHER CHARGES***	5,116,488.00	0.00	4,234,389.58	0.00	882,098.42	3,412,209.24
CC TOT	TRANSFERS OUT	5,116,488.00	0.00	4,234,389.58	0.00	882,098.42	3,412,209.24
FD TOT	GENERAL GOVERNMENT	56,078,351.81	1,670,039.24	26,973,385.11	3,979,724.30	28,779,182.13	25,234,571.84

REPORT 240-100 FUND 112: COURTHOUSE & JAIL MAINT FUND

STATEMENT OF ENCUMBRANCES AND EXPENDITURES COMPARED WITH AUTHORIZATIONS

FOR THE PERIOD JULY 01, 2018 TO DECEMBER 31, 2018

COST CENTER 51800: COUNTY BUILDINGS

OBJECT	----------ACCOUNT TITLE----------	APPROPRIATION	OUTSTANDING ENCUMBRANCES	YEAR-TO-DATE EXPENDITURES	DECEMBER 18 EXPENDITURES	UNENCUMBERED BALANCE	LAST YR-TO-DATE EXPENDITURES
510	TRUSTEES COMMISSION	2,100.00	0.00	1,077.74	0.00	1,022.26	1,035.79
OJ TOT	**********OTHER CHARGES***	2,100.00	0.00	1,077.74	0.00	1,022.26	1,035.79
707	BUILDING IMPROVEMENTS	197,000.00	2,355.51	125,327.81	17,999.64	170,834.16	157,169.25
OJ TOT	**********CAPITAL OUTLAY**	197,000.00	2,355.51	125,327.81	17,999.64	170,834.16	157,169.25
CC TOT	COUNTY BUILDINGS	199,100.00	2,355.51	126,405.55	17,999.64	171,856.42	158,205.04
FD TOT	COURTHOUSE & JAIL MAINT FUND	199,100.00	2,355.51	126,405.55	17,999.64	171,856.42	158,205.04

REPORT 240-100 FUND 114: LAW LIBRARY

STATEMENT OF ENCUMBRANCES AND EXPENDITURES COMPARED WITH AUTHORIZATIONS

FOR THE PERIOD JULY 01, 2018 TO DECEMBER 31, 2018

COST CENTER 58400: OTHER CHARGES

OBJECT	----------ACCOUNT TITLE----------	APPROPRIATION	OUTSTANDING ENCUMBRANCES	YEAR-TO-DATE EXPENDITURES	DECEMBER 18 EXPENDITURES	UNENCUMBERED BALANCE	LAST YR-TO-DATE EXPENDITURES
333	LICENSES	9,120.00	5,320.00	4,538.00	760.00	0.00	3,690.00
OJ TOT	**********CONTRACTED SERVICES	9,120.00	5,320.00	4,538.00	760.00	0.00	3,690.00
510	TRUSTEE'S COMMISSION	91.00	0.00	45.21	0.00	45.79	50.14
OJ TOT	**********OTHER CHARGES***	91.00	0.00	45.21	0.00	45.79	50.14
CC TOT	OTHER CHARGES	9,211.00	5,320.00	4,583.21	760.00	45.79	3,740.14
FD TOT	LAW LIBRARY	9,211.00	5,320.00	4,583.21	760.00	45.79	3,740.14

REPORT 240-100 FUND 115: PUBLIC LIBRARY

STATEMENT OF ENCUMBRANCES AND EXPENDITURES COMPARED WITH AUTHORIZATIONS

FOR THE PERIOD JULY 01, 2018 TO DECEMBER 31, 2018

COST CENTER 51800: COUNTY BUILDINGS

OBJECT	----------ACCOUNT TITLE----------	APPROPRIATION	OUTSTANDING ENCUMBRANCES	YEAR-TO-DATE EXPENDITURES	DECEMBER 18 EXPENDITURES	UNENCUMBERED BALANCE	LAST YR-TO-DATE EXPENDITURES
166	CUSTODIAL PERSONNEL	0.00	0.00	0.00	0.00	0.00	26,256.97
167	MAINTENANCE PERSONNEL	0.00	0.00	0.00	0.00	0.00	3,585.94
169	PART TIME PERSONNEL	0.00	0.00	0.00	0.00	0.00	7,197.40
OJ TOT	**********PERSONAL SERVICES*	0.00	0.00	0.00	0.00	0.00	37,040.31
201	SOCIAL SECURITY	0.00	0.00	0.00	0.00	0.00	2,163.92
204	STATE RETIREMENT	0.00	0.00	0.00	0.00	0.00	138.25
206	EMPLOYEE INSURANCE - LIFE	0.00	0.00	0.00	0.00	0.00	30.31
207	EMPLOYEE INSURANCE - MEDICAL	0.00	0.00	0.00	0.00	0.00	8,779.00
208	EMPLOYEE INSURANCE - DENTAL	0.00	0.00	0.00	0.00	0.00	287.82
210	UNEMPLOYMENT COMPENSATION	0.00	0.00	0.00	0.00	0.00	65.71
212	EMPLOYER MEDICARE	0.00	0.00	0.00	0.00	0.00	506.07
OJ TOT	**********EMPLOYEE BENEFITS*	0.00	0.00	0.00	0.00	0.00	11,971.08
334	MAINTENANCE AGREEMENTS	0.00	0.00	0.00	0.00	0.00	3,852.00
335	MAINT & REP SERV-BLDGS	0.00	0.00	0.00	0.00	0.00	4,468.97
336	MAINT. & REPAIR SVCS.-EQUIPMEN	0.00	0.00	0.00	0.00	0.00	23,474.47
OJ TOT	**********CONTRACTED SERVICES	0.00	0.00	0.00	0.00	0.00	31,795.44
499	OTHER SUPPLIES & MATERIALS	0.00	0.00	0.00	0.00	0.00	1,372.11
OJ TOT	**********SUPPLIES & MATERIAL	0.00	0.00	0.00	0.00	0.00	1,372.11
CC TOT	COUNTY BUILDINGS	0.00	0.00	0.00	0.00	0.00	82,178.94

REPORT 240-100 FUND 115: PUBLIC LIBRARY

STATEMENT OF ENCUMBRANCES AND EXPENDITURES COMPARED WITH AUTHORIZATIONS

FOR THE PERIOD JULY 01, 2018 TO DECEMBER 31, 2018

COST CENTER 56500: LIBRARIES

OBJECT	----------ACCOUNT TITLE----------	APPROPRIATION	OUTSTANDING ENCUMBRANCES	YEAR-TO-DATE EXPENDITURES	DECEMBER 18 EXPENDITURES	UNENCUMBERED BALANCE	LAST YR-TO-DATE EXPENDITURES
101	COUNTY OFFICIAL/ADMINISTRATIVE	80,147.00	0.00	36,129.75	6,294.60	44,017.25	37,736.22
105	SUPERVISOR/DIRECTOR	98,916.00	0.00	42,173.74	7,780.60	56,742.26	190,449.11
119	ACCOUNTANTS/BOOKKEEPERS	39,964.00	0.00	16,258.37	2,249.61	23,705.63	0.00
121	PC SPECIALIST	33,320.00	0.00	13,252.80	2,617.00	20,067.20	0.00
129	LIBRARIAN	356,948.00	0.00	174,673.18	30,058.20	182,274.82	0.00
133	PARAPROFESSIONALS	170,594.00	0.00	62,761.13	11,092.60	107,832.87	0.00
136	ONLINE SERVICES COORDINATOR	36,302.00	0.00	16,366.05	2,851.00	19,935.95	0.00
161	SECRETARYS	94,502.00	0.00	42,507.93	7,462.59	51,994.07	0.00
165	CAFETERIA PERSONNEL	28,515.00	0.00	12,856.23	2,239.60	15,658.77	0.00
166	CUSTODIAL PERSONNEL	7,142.24	0.00	0.00	0.00	7,142.24	0.00
167	MAINTENANCE PERSONNEL	89,399.76	0.00	42,693.61	7,461.43	46,706.15	0.00
169	PART-TIME PERSONNEL	358,945.00	0.00	142,217.99	22,192.99	216,727.01	182,850.96
187	OVERTIME PAY	0.00	0.00	108.68	0.00	108.68-	0.00
189	OTHER SALARIES & WAGES	0.00	0.00	0.01-	0.00	0.01	152,112.66
OJ TOT	**********PERSONAL SERVICES*	1,394,695.00	0.00	601,999.45	102,300.22	792,695.55	563,148.95
201	SOCIAL SECURITY	86,787.00	0.00	35,381.77	5,996.21	51,405.23	33,423.11
204	STATE RETIREMENT	10,264.00	0.00	9,874.74	1,797.07	389.26	3,040.37
206	EMPLOYEE INSURANCE - LIFE	959.00	0.00	464.24	87.50	494.76	374.72
207	EMPLOYEE INSURANCE - HEALTH	169,360.00	0.00	86,820.00	14,515.00	82,540.00	66,773.18
208	EMPLOYEE INSURANCE - DENTAL	4,929.00	0.00	2,468.16	411.36	2,460.84	2,590.38
210	UNEMPLOYMENT COMPENSATION	2,932.00	0.00	169.75	20.58	2,762.25	456.96
211	RETIREE BENEFITS	16,000.00	0.00	10,295.24	3,985.04	5,704.76	7,652.55
212	EMPLOYER MEDICARE	18,044.00	0.00	8,417.93	1,425.23	9,626.07	7,935.06
OJ TOT	**********EMPLOYEE BENEFITS*	309,275.00	0.00	153,891.83	28,237.99	155,383.17	122,246.33
306	BANK CHARGES	2,000.00	0.00	1,242.96	180.63	757.04	1,146.21
307	COMMUNICATION	25,000.00	144.00	21,013.00	2,839.63	4,626.78	16,356.51
317	DATA PROCESSING SERVICES	623.00	0.00	440.00	0.00	183.00	604.52
318	DEBT COLLECTION SERVICES	1,100.00	151.30	948.70	179.00	0.00	465.40
320	DUES AND MEMBERSHIPS	2,100.00	0.00	1,424.00	0.00	866.00	1,196.51
330	LEASE PAYMENTS	10,000.00	1,434.74	5,650.30	831.32	3,189.47	4,183.14
331	LEGAL SERVICES	3,325.00	0.00	3,325.00	0.00	0.00	1,975.00
333	LICENSES	48,625.00	0.00	37,322.46	19,785.20	11,546.48	15,640.54
334	MAINTENANCE AGREEMENTS	18,055.00	6,187.00	8,457.00	311.00	4,011.00	4,574.00
335	MAINTENANCE AND REPAIR - BUILD	10,000.00	0.00	1,484.99	0.00	8,574.75	0.00
336	MAINTENANCE AND REPAIR - EQUIP	31,400.00	2,923.74	16,092.22	1,901.10	18,212.68	0.00
347	PEST CONTROL	545.00	75.00	195.00	0.00	400.00	415.00
348	POSTAL CHARGES	500.00	0.00	456.36	50.65	84.44	122.18
349	PRINTING, STATIONARY & FORMS	1,000.00	0.00	0.00	0.00	1,000.00	599.70
355	TRAVEL	500.00	0.00	407.70	54.04	92.30	2,382.84
356	TUITION	1,525.00	0.00	1,525.00	750.00	0.00	1,728.75
361	PERMITS	350.00	0.00	0.00	0.00	350.00	210.00
399	OTHER CONTRACTED SERVICES	835.00	0.00	1,103.40	160.00	1,028.82	969.74
OJ TOT	**********CONTRACTED SERVICES	157,483.00	10,915.78	101,088.09	27,042.57	54,922.76	52,570.04
410	CUSTODIAL SUPPLIES	10,000.00	0.00	3,373.83	0.00	6,626.17	5,261.34

REPORT 240-100 FUND 115: PUBLIC LIBRARY

STATEMENT OF ENCUMBRANCES AND EXPENDITURES COMPARED WITH AUTHORIZATIONS

FOR THE PERIOD JULY 01, 2018 TO DECEMBER 31, 2018

COST CENTER 56500: LIBRARIES

OBJECT	----------ACCOUNT TITLE----------	APPROPRIATION	OUTSTANDING ENCUMBRANCES	YEAR-TO-DATE EXPENDITURES	DECEMBER 18 EXPENDITURES	UNENCUMBERED BALANCE	LAST YR-TO-DATE EXPENDITURES
411	DATA PROCESSING SUPPLIES	8,500.00	1,227.38	7,548.46	0.00	2,791.91	3,832.87
421	FOOD PREPARATION SUPPLIES	4,900.00	0.00	4,321.44	0.00	661.11	4,185.16
422	FOOD SUPPLIES	46,000.00	4,801.54	18,168.02	3,122.92	24,541.44	0.00
432	LIBRARY BOOKS	184,605.00	19,940.72	90,362.07	6,138.86	76,266.32	78,699.94
435	OFFICE SUPPLIES	14,590.00	5,037.67	10,597.04	1,583.85	4,256.86	5,992.02
437	PERIODICALS	20,000.00	0.00	15,178.71	0.00	4,821.29	3,025.85
452	UTILITIES	206,437.00	0.00	80,725.29	14,930.26	125,711.71	90,608.91
471	SOFTWARE	17,580.00	6,940.00	10,727.71	0.00	0.29	8,307.00
499	OTHER SUPPLIES & MATERIALS	2,000.00	0.00	0.00	0.00	2,020.54	0.00
OJ TOT	**********SUPPLIES & MATERIAL	514,612.00	37,947.31	241,002.57	25,775.89	247,697.64	199,913.09
506	GEN LIAB INSURANCE	27,000.00	0.00	27,000.00	27,000.00	0.00	0.00
510	TRUSTEE'S COMMISSION	500.00	0.00	491.49	0.00	8.51	449.23
513	WORKER'S COMPENSATION INSURANC	2,500.00	0.00	2,500.00	2,500.00	0.00	0.00
599	OTHER CHARGES	0.00	0.00	0.00	0.00	0.00	50.00
OJ TOT	**********OTHER CHARGES***	30,000.00	0.00	29,991.49	29,500.00	8.51	499.23
707	BUILDING IMPROVEMENTS	20,000.00	0.00	0.00	0.00	20,450.00	0.00
709	DATA PROCESSING EQUIPMENT	8,000.00	0.00	3,825.00	0.00	8,000.00	1,700.50
OJ TOT	**********CAPITAL OUTLAY**	28,000.00	0.00	3,825.00	0.00	28,450.00	1,700.50
CC TOT	LIBRARIES	2,434,065.00	48,863.09	1,131,798.43	212,856.67	1,279,157.63	940,078.14

REPORT 240-100 FUND 115: PUBLIC LIBRARY

STATEMENT OF ENCUMBRANCES AND EXPENDITURES COMPARED WITH AUTHORIZATIONS

FOR THE PERIOD JULY 01, 2018 TO DECEMBER 31, 2018

COST CENTER 56900: OTHER SOCIAL CULTURAL & RECREATIONAL

OBJECT	----------ACCOUNT TITLE----------	APPROPRIATION	OUTSTANDING ENCUMBRANCES	YEAR-TO-DATE EXPENDITURES	DECEMBER 18 EXPENDITURES	UNENCUMBERED BALANCE	LAST YR-TO-DATE EXPENDITURES
105	SUPERVISOR/DIRECTOR	0.00	0.00	0.00	0.00	0.00	3,029.22
165	CAFETERIA PERSONNEL	0.00	0.00	0.00	0.00	0.00	17,122.78
169	PART TIME PERSONNEL	0.00	0.00	0.00	0.00	0.00	14,124.84
OJ TOT	**********PERSONAL SERVICES*	0.00	0.00	0.00	0.00	0.00	34,276.84
201	SOCIAL SECURITY	0.00	0.00	0.00	0.00	0.00	2,120.77
204	STATE RETIREMENT	0.00	0.00	0.00	0.00	0.00	77.95
206	EMPLOYEE INSURANCE-LIFE	0.00	0.00	0.00	0.00	0.00	20.24
207	EMPLOYEE INSURANCE-HEALTH	0.00	0.00	0.00	0.00	0.00	1,032.50
208	EMPLOYEE INSURANCE-DENTAL	0.00	0.00	0.00	0.00	0.00	22.14
210	UNEMPLOYMENT COMPENSATION	0.00	0.00	0.00	0.00	0.00	121.55
212	FICA-MEDICARE	0.00	0.00	0.00	0.00	0.00	496.08
OJ TOT	**********EMPLOYEE BENEFITS*	0.00	0.00	0.00	0.00	0.00	3,891.23
421	FOOD PREPARATION SUPPLIES	0.00	0.00	0.00	0.00	0.00	1,156.16
422	FOOD SUPPLIES	0.00	0.00	0.00	0.00	0.00	22,545.96
499	OTHER SUPPLIES & MATERIALS	0.00	0.00	0.00	0.00	0.00	445.88
OJ TOT	**********SUPPLIES & MATERIAL	0.00	0.00	0.00	0.00	0.00	24,148.00
CC TOT	OTHER SOCIAL CULTURAL & RECREA	0.00	0.00	0.00	0.00	0.00	62,316.07

REPORT 240-100 FUND 115: PUBLIC LIBRARY

STATEMENT OF ENCUMBRANCES AND EXPENDITURES COMPARED WITH AUTHORIZATIONS

FOR THE PERIOD JULY 01, 2018 TO DECEMBER 31, 2018

COST CENTER 91110: GENERAL ADMINISTRATION PROJECTS

OBJECT	----------ACCOUNT TITLE----------	APPROPRIATION	OUTSTANDING ENCUMBRANCES	YEAR-TO-DATE EXPENDITURES	DECEMBER 18 EXPENDITURES	UNENCUMBERED BALANCE	LAST YR-TO-DATE EXPENDITURES
335	MAINT & REP SERV-BLDGS	0.00	0.00	0.00	0.00	0.00	1,325.40
OJ TOT	**********CONTRACTED SERVICES	0.00	0.00	0.00	0.00	0.00	1,325.40
707	BUILDING IMPROVEMENTS	23,802.49	2,220.00	10,520.00	0.00	11,062.49	16,585.46
717	MAINTENANCE EQUIPMENT	14,697.51	0.00	12,113.94	0.00	8,583.57	0.00
OJ TOT	**********CAPITAL OUTLAY**	38,500.00	2,220.00	22,633.94	0.00	19,646.06	16,585.46
CC TOT	GENERAL ADMINISTRATION PROJECT	38,500.00	2,220.00	22,633.94	0.00	19,646.06	17,910.86
FD TOT	PUBLIC LIBRARY	2,472,565.00	51,083.09	1,154,432.37	212,856.67	1,298,803.69	1,102,484.01

REPORT 240-100 FUND 122: DRUG CONTROL

STATEMENT OF ENCUMBRANCES AND EXPENDITURES COMPARED WITH AUTHORIZATIONS

FOR THE PERIOD JULY 01, 2018 TO DECEMBER 31, 2018

COST CENTER 54110: SHERIFFS DEPARTMENT

OBJECT	----------ACCOUNT TITLE----------	APPROPRIATION	OUTSTANDING ENCUMBRANCES	YEAR-TO-DATE EXPENDITURES	DECEMBER 18 EXPENDITURES	UNENCUMBERED BALANCE	LAST YR-TO-DATE EXPENDITURES
399	OTHER CONTRACTED SERVICES	10,000.00	1,600.00	3,255.83	615.00	5,519.17	4,542.24
OJ TOT	**********CONTRACTED SERVICES	10,000.00	1,600.00	3,255.83	615.00	5,519.17	4,542.24
401	ANIMAL FOOD & SUPPLIES	15,000.00	1,110.80	5,241.79	730.82	10,451.34	5,248.01
499	OTHER SUPPLIES & MATERIALS	35,000.00	0.00	266.00	0.00	34,734.00	1,266.81
OJ TOT	**********SUPPLIES & MATERIAL	50,000.00	1,110.80	5,507.79	730.82	45,185.34	6,514.82
510	TRUSTEE'S COMMISSION	2,000.00	0.00	698.04	0.00	1,301.96	574.19
599	OTHER CHARGES	3,000.00	0.00	3,000.00	3,000.00	0.00	3,000.00
OJ TOT	**********OTHER CHARGES***	5,000.00	0.00	3,698.04	3,000.00	1,301.96	3,574.19
716	LAW ENFORCEMENT EQUIPMENT	100,000.00	0.00	67,653.42	0.00	100,019.58	2,498.00
OJ TOT	**********CAPITAL OUTLAY**	100,000.00	0.00	67,653.42	0.00	100,019.58	2,498.00
CC TOT	SHERIFFS DEPARTMENT	165,000.00	2,710.80	80,115.08	4,345.82	152,026.05	17,129.25

REPORT 240-100 FUND 122: DRUG CONTROL

STATEMENT OF ENCUMBRANCES AND EXPENDITURES COMPARED WITH AUTHORIZATIONS

FOR THE PERIOD JULY 01, 2018 TO DECEMBER 31, 2018

COST CENTER 54150: DRUG ENFORCEMENT

OBJECT	----------ACCOUNT TITLE----------	APPROPRIATION	OUTSTANDING ENCUMBRANCES	YEAR-TO-DATE EXPENDITURES	DECEMBER 18 EXPENDITURES	UNENCUMBERED BALANCE	LAST YR-TO-DATE EXPENDITURES
499	OTHER SUPPLIES AND MATERIALS	20,000.00	0.00	0.00	0.00	20,000.00	0.00
OJ TOT	**********SUPPLIES & MATERIAL	20,000.00	0.00	0.00	0.00	20,000.00	0.00
716	LAW ENFORCEMENT EQUIPMENT	100,000.00	0.00	0.00	0.00	100,000.00	0.00
OJ TOT	**********CAPITAL OUTLAY**	100,000.00	0.00	0.00	0.00	100,000.00	0.00
CC TOT	DRUG ENFORCEMENT	120,000.00	0.00	0.00	0.00	120,000.00	0.00
FD TOT	DRUG CONTROL	285,000.00	2,710.80	80,115.08	4,345.82	272,026.05	17,129.25

REPORT 240-100 FUND 131: HIGHWAY/PUBLIC WORKS FUND

STATEMENT OF ENCUMBRANCES AND EXPENDITURES COMPARED WITH AUTHORIZATIONS

FOR THE PERIOD JULY 01, 2018 TO DECEMBER 31, 2018

COST CENTER 61000: ADMINISTRATION

OBJECT	----------ACCOUNT TITLE----------	APPROPRIATION	OUTSTANDING ENCUMBRANCES	YEAR-TO-DATE EXPENDITURES	DECEMBER 18 EXPENDITURES	UNENCUMBERED BALANCE	LAST YR-TO-DATE EXPENDITURES
101	COUNTY OFFICIAL/ADMINISTRATIVE	110,100.00	0.00	55,050.06	8,469.24	55,049.94	56,645.68
103	ASSISTANT	89,055.00	0.00	39,423.72	6,868.48	49,631.28	41,177.00
105	SUPERVISOR/DIRECTOR	71,866.00	0.00	31,734.04	5,528.16	40,131.96	33,229.00
119	ACCT/BOOKKEEPER	50,438.00	0.00	22,271.96	3,879.84	28,166.04	23,321.00
167	MTCE PERSONNEL	45,048.00	0.00	20,055.47	3,551.81	24,992.53	20,974.75
187	OVERTIME PAY	500.00	0.00	346.52	86.63	153.48	83.32
OJ TOT	**********PERSONAL SERVICES*	367,007.00	0.00	168,881.77	28,384.16	198,125.23	175,430.75
201	SOCIAL SECURITY	22,754.00	0.00	10,135.45	1,787.93	12,618.55	10,410.47
204	STATE RETIREMENT	25,324.00	0.00	11,652.75	1,958.49	13,671.25	12,032.23
206	EMPLOYEE INSURANCE - LIFE	292.00	0.00	130.24	24.10	161.76	126.04
207	EMPLOYEE INSURANCE - HEALTH	47,040.00	0.00	24,677.67	4,340.00	22,362.33	20,212.56
208	EMPLOYEE INSURANCE - DENTAL	1,030.00	0.00	514.20	85.70	515.80	631.16
210	UNEMPLOYMENT COMPENSATION	216.00	0.00	0.00	0.00	216.00	0.00
211	RETIREMENT BENEFITS	162,000.00	0.00	60,549.20	34,966.85	101,450.80	56,347.32
212	SOCIAL SECURITY - MEDICARE	5,320.00	0.00	2,370.37	418.14	2,949.63	2,434.70
OJ TOT	**********EMPLOYEE BENEFITS*	263,976.00	0.00	110,029.88	43,581.21	153,946.12	102,194.48
307	COMMUNICATION	11,382.00	0.00	7,849.75	2,873.61	3,532.25	5,949.44
320	DUES & MEMBERSHIPS	5,100.00	0.00	5,797.54	0.00	42.46	4,100.00
333	LICENSES	5,000.00	2,565.97	562.03	27.00	1,872.00	888.56
334	MAINT. AGREEMENT	11,000.00	4,815.55	2,690.92	422.33	3,630.00	1,485.73
348	POSTAL CHARGES	50.00	0.00	7.69	1.28	42.31	0.00
355	TRAVEL	3,400.00	740.00	2,437.43	0.00	1,685.57	407.00
356	TUITION	6,000.00	750.00	3,789.32	558.00	3,932.00	1,418.60
OJ TOT	**********CONTRACTED SERVICES	41,932.00	8,871.52	23,134.68	3,882.22	14,736.59	14,249.33
410	CUSTODIAL SUPPLIES	5,500.00	1,945.02	2,350.86	299.18	1,204.12	2,774.62
413	DRUGS AND MEDICAL SUPPLIES	2,400.00	0.00	36.07	0.00	2,363.93	0.00
415	ELECTRICITY	10,000.00	0.00	976.96	15.36	9,023.04	1,188.67
435	OFFICE SUPPLIES	6,000.00	2,500.07	3,476.61	754.89	543.92	2,849.63
471	SOFTWARE	1,000.00	0.00	6.93	1.98	993.07	517.97
OJ TOT	**********SUPPLIES & MATERIAL	24,900.00	4,445.09	6,847.43	1,071.41	14,128.08	7,330.89
506	LIABILITY INSURANCE	99,199.00	0.00	99,199.00	99,199.00	0.00	0.00
510	TRUSTEE'S COMMISSION	65,000.00	0.00	39,636.53	0.00	25,363.47	38,137.59
513	WORKERS COMPENSATION INSURANCE	12,971.00	0.00	12,971.00	12,971.00	0.00	0.00
515	LIABILITY CLAIMS	5,000.00	0.00	0.00	0.00	5,000.00	0.00
OJ TOT	**********OTHER CHARGES***	182,170.00	0.00	151,806.53	112,170.00	30,363.47	38,137.59
707	BUILDING IMPROVEMENTS	58,426.00	8,487.24	39,332.61	885.40	10,606.15	1,787.45
719	OFFICE EQUIPMENT	0.00	0.00	0.00	0.00	0.00	1,747.11
OJ TOT	**********CAPITAL OUTLAY**	58,426.00	8,487.24	39,332.61	885.40	10,606.15	3,534.56
CC TOT	ADMINISTRATION	938,411.00	21,803.85	500,032.90	189,974.40	421,905.64	340,877.60

REPORT 240-100 FUND 131: HIGHWAY/PUBLIC WORKS FUND

STATEMENT OF ENCUMBRANCES AND EXPENDITURES COMPARED WITH AUTHORIZATIONS

FOR THE PERIOD JULY 01, 2018 TO DECEMBER 31, 2018

COST CENTER 62000: HIGHWAY & BRIDGE MAINTENANCE

OBJECT	----------ACCOUNT TITLE----------	APPROPRIATION	OUTSTANDING ENCUMBRANCES	YEAR-TO-DATE EXPENDITURES	DECEMBER 18 EXPENDITURES	UNENCUMBERED BALANCE	LAST YR-TO-DATE EXPENDITURES
105	SUPERVISOR/DIRECTOR	276,695.00	0.00	122,478.15	21,238.64	154,216.85	128,716.94
135	ASSESSMENT PERSONNEL	49,907.00	0.00	35,578.52	7,678.36	14,328.48	19,843.96
141	FOREMEN	48,530.00	0.00	0.00	0.00	48,530.00	22,467.05
143	EQUIPMENT OPERATORS	1,367,584.00	0.00	642,789.44	111,299.81	724,794.56	564,860.49
149	LABORERS	87,574.00	0.00	22,092.45	5,136.50	65,481.55	39,787.52
187	OVERTIME	33,400.00	0.00	17,276.42	2,312.18	16,123.58	16,900.66
189	OTHER SALARIES & WAGES	0.00	0.00	0.00	0.00	0.00	819.12
OJ TOT	**********PERSONAL SERVICES*	1,863,690.00	0.00	840,214.98	147,665.49	1,023,475.02	793,395.74
201	SOCIAL SECURITY	116,184.00	0.00	49,368.91	8,620.79	66,815.09	46,836.30
204	STATE RETIREMENT	125,808.00	0.00	50,080.04	8,883.99	75,727.96	51,531.41
206	EMPLOYEE INSURANCE - LIFE	2,076.00	0.00	867.88	169.00	1,208.12	765.35
207	EMPLOYEE INSURANCE - HEALTH	454,250.00	0.00	194,930.00	33,845.00	259,320.00	171,198.01
208	EMPLOYEE INSURANCE - DENTAL	8,845.00	0.00	3,925.06	685.60	4,919.94	4,826.35
210	UNEMPLOYMENT COMPENSATION	2,052.00	0.00	162.06	7.37	1,889.94	81.60
212	SOCIAL SECURITY - MEDICARE	27,172.00	0.00	11,545.96	2,016.14	15,626.04	10,953.36
OJ TOT	**********EMPLOYEE BENEFITS*	736,387.00	0.00	310,879.91	54,227.89	425,507.09	286,192.38
321	ENGINEERING SERVICES-TAP GRANT	160,000.00	0.00	0.00	0.00	160,000.00	27,100.00
330	LEASE PAYMENTS	9,600.00	4,520.30	4,363.74	723.67	715.96	4,646.75
399	OTHER CONTRACTED SERVICES	170,000.00	75,054.14	93,543.45	1,456.99	15,018.44	59,095.75
OJ TOT	**********CONTRACTED SERVICES	339,600.00	79,574.44	97,907.19	2,180.66	175,734.40	90,842.50
404	ASPHALT-HOT MIX	1,524,000.00	210,769.30	1,089,230.70	329,987.67	224,000.00	867,393.54
405	ASPHALT-LIQUID	60,000.00	0.00	43,195.79	17,888.35	16,804.21	26,867.30
408	CONCRETE	57,343.00	19,333.55	16,017.45	1,201.00	21,992.00	10,698.94
409	CRUSHED STONE	130,000.00	10,166.65	94,729.92	13,887.57	29,151.07	75,216.14
420	FERTILIZER, LIME & SEED	5,000.00	778.64	3,221.26	0.00	1,000.10	499.95
422	FOOD SUPPLIES	5,500.00	1,867.36	3,881.67	2,368.61	650.97	2,677.19
440	PIPE-METAL	146,000.00	8,719.43	112,294.55	38,780.90	24,986.02	43,785.45
443	ROAD SIGNS	44,000.00	1,679.65	11,569.09	3,656.76	30,751.26	33,233.19
444	SALT	78,500.00	3,507.20	0.00	0.00	74,992.80	0.00
447	STRUCTURAL STEEL	5,000.00	2,064.00	1,595.59	0.00	4,740.41	3,169.81
451	UNIFORMS	12,000.00	3,500.00	8,101.32	187.34	398.68	4,750.36
459	DRAINAGE MATERIALS	4,000.00	0.00	399.96	0.00	3,600.04	2,426.17
499	OTHER SUPPLIES & MATERIALS	0.00	0.00	0.00	0.00	0.00	117.59
OJ TOT	**********SUPPLIES & MATERIAL	2,071,343.00	262,385.78	1,384,237.30	407,958.20	433,067.56	1,070,835.63
513	WORKERS'COMPENSATION	99,630.00	0.00	99,630.00	99,630.00	0.00	0.00
590	TRANSFERS TO OTHER FUNDS	12,657.00	0.00	12,657.00	0.00	0.00	0.00
OJ TOT	**********OTHER CHARGES***	112,287.00	0.00	112,287.00	99,630.00	0.00	0.00
714	HIGHWAY EQUIPMENT	0.00	0.00	1,750.00	0.00	50.00	23,486.74
726	STATE AID PROJECTS	1,000,000.00	40,000.00	585,584.99	0.00	903,460.67	0.00
OJ TOT	**********CAPITAL OUTLAY**	1,000,000.00	40,000.00	587,334.99	0.00	903,510.67	23,486.74
CC TOT	HIGHWAY & BRIDGE MAINTENANCE	6,123,307.00	381,960.22	3,332,861.37	711,662.24	2,961,294.74	2,264,752.99

REPORT 240-100 FUND 131: HIGHWAY/PUBLIC WORKS FUND

STATEMENT OF ENCUMBRANCES AND EXPENDITURES COMPARED WITH AUTHORIZATIONS

FOR THE PERIOD JULY 01, 2018 TO DECEMBER 31, 2018

COST CENTER 62000: HIGHWAY & BRIDGE MAINTENANCE

OBJECT	----------ACCOUNT TITLE----------	APPROPRIATION	OUTSTANDING ENCUMBRANCES	YEAR-TO-DATE EXPENDITURES	DECEMBER 18 EXPENDITURES	UNENCUMBERED BALANCE	LAST YR-TO-DATE EXPENDITURES

REPORT 240-100 FUND 131: HIGHWAY/PUBLIC WORKS FUND

STATEMENT OF ENCUMBRANCES AND EXPENDITURES COMPARED WITH AUTHORIZATIONS

FOR THE PERIOD JULY 01, 2018 TO DECEMBER 31, 2018

COST CENTER 63100: OPERATION & MAINTENANCE OF EQUIPMENT

OBJECT	----------ACCOUNT TITLE----------	APPROPRIATION	OUTSTANDING ENCUMBRANCES	YEAR-TO-DATE EXPENDITURES	DECEMBER 18 EXPENDITURES	UNENCUMBERED BALANCE	LAST YR-TO-DATE EXPENDITURES
105	SUPEVISOR/DIRECTOR	68,752.00	0.00	31,227.70	5,277.18	37,524.30	33,599.37
132	MATERIALS SUPERVISOR	36,395.00	0.00	16,070.49	2,799.53	20,324.51	16,916.35
142	MECHANICS	188,464.00	0.00	62,745.68	10,839.80	125,718.32	86,671.18
187	OVERTIME	3,128.00	0.00	560.41	463.48	2,567.59	793.13
OJ TOT	**********PERSONAL SERVICES*	296,739.00	0.00	110,604.28	19,379.99	186,134.72	137,980.03
201	SOCIAL SECURITY	18,398.00	0.00	6,512.33	1,136.72	11,885.67	8,185.81
204	STATE RETIREMENT	20,475.00	0.00	7,576.34	1,337.20	12,898.66	9,522.23
206	EMPLOYEE INSURANCE - LIFE	330.00	0.00	116.24	21.90	213.76	134.83
207	EMPLOYEE INSURANCE - HEALTH	66,720.00	0.00	26,315.00	4,205.00	40,405.00	26,701.56
208	EMPLOYEE INSURANCE - DENTAL	1,235.00	0.00	531.34	85.70	703.66	797.04
210	UNEMPLOYMENT COMPENSATION	324.00	0.00	0.00	0.00	324.00	0.00
212	SOCIAL SECURITY - MEDICARE	4,303.00	0.00	1,522.98	265.85	2,780.02	1,914.44
OJ TOT	**********EMPLOYEE BENEFITS*	111,785.00	0.00	42,574.23	7,052.37	69,210.77	47,255.91
338	MAINTENANCE & REPAIR SERVICES	4,000.00	608.30	2,699.27	0.00	692.43	945.53
OJ TOT	**********CONTRACTED SERVICES	4,000.00	608.30	2,699.27	0.00	692.43	945.53
411	DATA PROCESSING SUP	380.00	0.00	379.99	0.00	0.01	0.00
412	DIESEL FUEL	85,000.00	20,849.39	64,150.61	9,555.24	0.00	42,081.84
418	EQUIPT. & MACHINERY PARTS	120,000.00	56,817.92	62,286.85	7,842.01	4,528.28	76,397.94
425	GASOLINE	35,000.00	11,496.49	23,503.51	2,891.81	0.00	18,561.32
433	LUBRICANTS	4,500.00	2,000.00	3,503.45	0.00	351.80	544.50
440	PIPE-METAL	1,000.00	0.00	0.00	0.00	1,000.00	0.00
442	PROPANE GAS	5,000.00	2,934.02	2,117.36	431.18	558.19	2,587.26
450	TIRES & TUBES	20,000.00	3,122.11	10,977.89	150.35	6,100.00	7,158.55
451	UNIFORMS	5,500.00	3,285.47	2,214.53	333.48	0.00	2,893.56
OJ TOT	**********SUPPLIES & MATERIAL	276,380.00	100,505.40	169,134.19	21,204.07	12,538.28	150,224.97
513	WORKERS' COMPENSATION	15,565.00	0.00	15,565.00	15,565.00	0.00	0.00
OJ TOT	**********OTHER CHARGES***	15,565.00	0.00	15,565.00	15,565.00	0.00	0.00
717	MAINTENANCE EQUIPMENT	4,620.00	600.00	2,043.99	0.00	1,976.01	24,569.43
OJ TOT	**********CAPITAL OUTLAY**	4,620.00	600.00	2,043.99	0.00	1,976.01	24,569.43
CC TOT	OPERATION & MAINTENANCE OF EQU	709,089.00	101,713.70	342,620.96	63,201.43	270,552.21	360,975.87

REPORT 240-100 FUND 131: HIGHWAY/PUBLIC WORKS FUND

STATEMENT OF ENCUMBRANCES AND EXPENDITURES COMPARED WITH AUTHORIZATIONS

FOR THE PERIOD JULY 01, 2018 TO DECEMBER 31, 2018

COST CENTER 68000: CAPITAL OUTLAY

OBJECT	----------ACCOUNT TITLE----------	APPROPRIATION	OUTSTANDING ENCUMBRANCES	YEAR-TO-DATE EXPENDITURES	DECEMBER 18 EXPENDITURES	UNENCUMBERED BALANCE	LAST YR-TO-DATE EXPENDITURES
590	TRANSFERS TO OTHER FUNDS	750,000.00	0.00	750,000.00	0.00	0.00	0.00
OJ TOT	**********OTHER CHARGES***	750,000.00	0.00	750,000.00	0.00	0.00	0.00
714	HIGHWAY EQUIPMENT	779,564.27	200,281.76	791,763.15	163,760.09	33,717.36	499,841.33
OJ TOT	**********CAPITAL OUTLAY**	779,564.27	200,281.76	791,763.15	163,760.09	33,717.36	499,841.33
CC TOT	CAPITAL OUTLAY	1,529,564.27	200,281.76	1,541,763.15	163,760.09	33,717.36	499,841.33
FD TOT	HIGHWAY/PUBLIC WORKS FUND	9,300,371.27	705,759.53	5,717,278.38	1,128,598.16	3,687,469.95	3,466,447.79

REPORT 240-100 FUND 141: GENERAL PURPOSE SCHOOL

STATEMENT OF ENCUMBRANCES AND EXPENDITURES COMPARED WITH AUTHORIZATIONS

FOR THE PERIOD JULY 01, 2018 TO DECEMBER 31, 2018

COST CENTER 71100: REGULAR INSTRUCTION PROGRAM

OBJECT	----------ACCOUNT TITLE----------	APPROPRIATION	OUTSTANDING ENCUMBRANCES	YEAR-TO-DATE EXPENDITURES	DECEMBER 18 EXPENDITURES	UNENCUMBERED BALANCE	LAST YR-TO-DATE EXPENDITURES
116	TEACHERS	28,900,000.00	0.00	12,184,542.10	2,213,375.33	16,715,457.90	13,179,631.49
117	CAREER LADDER PROGRAM	180,000.00	0.00	74,900.00	74,900.00	105,100.00	80,850.00
140	SALARY SUPPLEMENTS	615,000.00	0.00	256,629.60	82,835.65	358,370.40	254,011.57
163	AIDES	1,926,000.00	0.00	727,207.87	146,709.20	1,198,792.13	765,836.57
187	OVERTIME	0.00	0.00	8,600.00-	0.00	8,600.00	0.00
189	OTHER SALARIES & WAGES	76,200.00	0.00	39,350.00	30,750.00	36,850.00	32,250.00
OJ TOT	**********PERSONAL SERVICES*	31,697,200.00	0.00	13,274,029.57	2,548,570.18	18,423,170.43	14,312,579.63
201	SOCIAL SECURITY	1,915,000.00	0.00	773,316.84	147,658.31	1,141,683.16	837,314.88
204	STATE RETIREMENT	3,114,000.00	0.00	1,276,515.95	243,641.94	1,837,484.05	1,217,779.29
206	EMPLOYEE INSURANCE-LIFE	35,200.00	0.00	12,697.13	2,603.24	22,502.87	15,278.64
207	EMPLOYEE INSURANCE-HEALTH	5,435,114.00	0.00	2,138,101.55	437,808.58	3,297,012.45	2,474,032.31
208	EMPLOYEE INSURANCE-DENTAL	118,500.00	0.00	43,375.23	8,841.10	75,124.77	69,584.82
212	EMPLOYER MEDICARE LIABILITY	450,000.00	0.00	183,621.33	35,093.55	266,378.67	198,411.95
OJ TOT	**********EMPLOYEE BENEFITS*	11,067,814.00	0.00	4,427,628.03	875,646.72	6,640,185.97	4,812,401.89
309	10000	10,000.00	0.00	10,000.00	0.00	0.00	0.00
349	PRINTING	5,000.00	0.00	1,225.00	0.00	3,775.00	2,155.00
356	TUITION	0.00	0.00	2,050.00	0.00	1,450.00	0.00
369	CONTRACTS - SUBSTITUTE TEACHER	1,171,500.00	678,403.70	481,955.60	64,182.17	11,140.70	514,430.02
399	OTHER CONTRACTED SERVICES	0.00	0.00	0.00	0.00	0.00	10,000.00
OJ TOT	**********CONTRACTED SERVICES	1,186,500.00	678,403.70	495,230.60	64,182.17	16,365.70	526,585.02
429	INSTRUCTIONAL SUPPLIES	362,000.00	1,174.73	284,677.18	15,841.78	79,229.74	328,947.81
449	TEXTBOOKS	381,000.00	121,393.40	305,734.52	0.00	40,527.71	333,908.43
OJ TOT	**********SUPPLIES & MATERIAL	743,000.00	122,568.13	590,411.70	15,841.78	119,757.45	662,856.24
524	INSERVICE/STAFF DEVELOPMENT	0.00	0.00	1,019.45	0.00	269.95-	15,735.00
599	OTHER CHARGES	30,000.00	0.00	0.00	0.00	30,000.00	0.00
OJ TOT	**********OTHER CHARGES***	30,000.00	0.00	1,019.45	0.00	29,730.05	15,735.00
709	DATA PROCESSING EQUIPMENT	0.00	0.00	23,175.00	0.00	0.00	0.00
711	FURNITURE & FIXTURES	0.00	199.87	29,778.20	0.00	0.00	5,571.65
OJ TOT	**********CAPITAL OUTLAY**	0.00	199.87	52,953.20	0.00	0.00	5,571.65
CC TOT	REGULAR INSTRUCTION PROGRAM	44,724,514.00	801,171.70	18,841,272.55	3,504,240.85	25,229,209.60	20,335,729.43

REPORT 240-100 FUND 141: GENERAL PURPOSE SCHOOL

STATEMENT OF ENCUMBRANCES AND EXPENDITURES COMPARED WITH AUTHORIZATIONS

FOR THE PERIOD JULY 01, 2018 TO DECEMBER 31, 2018

COST CENTER 71200: SPECIAL EDUCATION PROGRAM

OBJECT	----------ACCOUNT TITLE----------	APPROPRIATION	OUTSTANDING ENCUMBRANCES	YEAR-TO-DATE EXPENDITURES	DECEMBER 18 EXPENDITURES	UNENCUMBERED BALANCE	LAST YR-TO-DATE EXPENDITURES
116	TEACHERS	4,605,300.00	0.00	1,972,492.90	353,760.22	2,632,807.10	2,070,884.11
117	CAREER LADDER PROGRAM	22,000.00	0.00	7,000.00	7,000.00	15,000.00	9,500.00
163	AIDES	1,020,000.00	0.00	390,440.46	72,781.05	629,559.54	430,348.91
OJ TOT	**********PERSONAL SERVICES*	5,647,300.00	0.00	2,369,933.36	433,541.27	3,277,366.64	2,510,733.02
201	SOCIAL SECURITY	345,000.00	0.00	136,044.17	24,930.95	208,955.83	144,475.11
204	STATE RETIREMENT	511,000.00	0.00	209,047.74	38,221.41	301,952.26	196,314.62
206	EMPLOYEE INSURANCE-LIFE	6,200.00	0.00	2,225.57	439.13	3,974.43	2,634.91
207	EMPLOYEE INSURANCE-HEALTH	1,109,700.00	0.00	420,866.22	83,171.22	688,833.78	492,387.64
208	EMPLOYEE INSURANCE-DENTAL	25,300.00	0.00	8,222.49	1,589.99	17,077.51	13,690.83
212	EMPLOYER MEDICARE LIABILITY	80,000.00	0.00	32,413.93	5,931.99	47,586.07	34,599.15
OJ TOT	**********EMPLOYEE BENEFITS*	2,077,200.00	0.00	808,820.12	154,284.69	1,268,379.88	884,102.26
312	CONTRACTS W/PRIVATE AGCY	15,000.00	3,510.00	490.00	350.00	11,000.00	0.00
336	MAINT & REPAIR - EQUIPMENT	1,000.00	0.00	0.00	0.00	1,000.00	0.00
OJ TOT	**********CONTRACTED SERVICES	16,000.00	3,510.00	490.00	350.00	12,000.00	0.00
429	INSTRUCTIONAL SUPPLIES	80,000.00	8,602.49	40,610.02	3,123.25	30,981.66	33,826.80
499	OTHER SUPPLIES AND MATERIALS	1,000.00	0.00	172.29	0.00	974.50	495.07
OJ TOT	**********SUPPLIES & MATERIAL	81,000.00	8,602.49	40,782.31	3,123.25	31,956.16	34,321.87
524	STAFF DEVELOPMENT	7,500.00	0.00	7,475.07	1,603.65	24.93	7,188.47
OJ TOT	**********OTHER CHARGES***	7,500.00	0.00	7,475.07	1,603.65	24.93	7,188.47
725	SPECIAL EDUCATION EQUIP	0.00	0.00	0.00	0.00	0.00	537.40
OJ TOT	**********CAPITAL OUTLAY**	0.00	0.00	0.00	0.00	0.00	537.40
CC TOT	SPECIAL EDUCATION PROGRAM	7,829,000.00	12,112.49	3,227,500.86	592,902.86	4,589,727.61	3,436,883.02

REPORT 240-100 FUND 141: GENERAL PURPOSE SCHOOL

STATEMENT OF ENCUMBRANCES AND EXPENDITURES COMPARED WITH AUTHORIZATIONS

FOR THE PERIOD JULY 01, 2018 TO DECEMBER 31, 2018

COST CENTER 71300: VOCATIONAL EDUCATION PROGRAM

OBJECT	----------ACCOUNT TITLE----------	APPROPRIATION	OUTSTANDING ENCUMBRANCES	YEAR-TO-DATE EXPENDITURES	DECEMBER 18 EXPENDITURES	UNENCUMBERED BALANCE	LAST YR-TO-DATE EXPENDITURES
116	TEACHERS	2,727,000.00	0.00	1,129,218.06	204,460.71	1,597,781.94	1,181,564.91
117	CAREER LADDER PROGRAM	12,000.00	0.00	5,000.00	5,000.00	7,000.00	5,000.00
OJ TOT	**********PERSONAL SERVICES*	2,739,000.00	0.00	1,134,218.06	209,460.71	1,604,781.94	1,186,564.91
201	SOCIAL SECURITY	169,000.00	0.00	66,506.16	12,218.98	102,493.84	70,039.05
204	STATE RETIREMENT	286,500.00	0.00	116,036.22	21,444.95	170,463.78	107,557.64
206	EMPLOYEE INSURANCE-LIFE	3,400.00	0.00	1,166.05	234.99	2,233.95	1,327.01
207	EMPLOYEE INSURANCE-HEALTH	520,000.00	0.00	193,774.50	39,089.99	326,225.50	211,939.78
208	EMPLOYEE INSURANCE-DENTAL	11,500.00	0.00	3,820.70	771.44	7,679.30	5,745.67
212	EMPLOYER MEDICARE LIABILITY	39,000.00	0.00	15,554.09	2,857.73	23,445.91	16,380.23
OJ TOT	**********EMPLOYEE BENEFITS*	1,029,400.00	0.00	396,857.72	76,618.08	632,542.28	412,989.38
336	MAINT & REPAIR - EQUIPMENT	4,000.00	272.70	1,077.30	0.00	2,650.00	2,046.23
OJ TOT	**********CONTRACTED SERVICES	4,000.00	272.70	1,077.30	0.00	2,650.00	2,046.23
429	INSTRUCTIONAL SUPPLIES	49,000.00	2,811.31	14,824.81	1,173.01	31,620.53	22,748.93
499	OTHER SUPPLIES & MATERIALS	2,000.00	649.98	0.00	0.00	1,350.02	1,043.30
OJ TOT	**********SUPPLIES & MATERIAL	51,000.00	3,461.29	14,824.81	1,173.01	32,970.55	23,792.23
506	LIABILITY INS	1,800.00	0.00	1,084.00	0.00	716.00	710.00
OJ TOT	**********OTHER CHARGES***	1,800.00	0.00	1,084.00	0.00	716.00	710.00
730	VOCATIONAL INSTRUCTION EQUI	0.00	0.00	593.44	0.00	4.91-	1,764.70
OJ TOT	**********CAPITAL OUTLAY**	0.00	0.00	593.44	0.00	4.91-	1,764.70
CC TOT	VOCATIONAL EDUCATION PROGRAM	3,825,200.00	3,733.99	1,548,655.33	287,251.80	2,273,655.86	1,627,867.45

REPORT 240-100 FUND 141: GENERAL PURPOSE SCHOOL

STATEMENT OF ENCUMBRANCES AND EXPENDITURES COMPARED WITH AUTHORIZATIONS

FOR THE PERIOD JULY 01, 2018 TO DECEMBER 31, 2018

COST CENTER 71900: OTHER

OBJECT	----------ACCOUNT TITLE----------	APPROPRIATION	OUTSTANDING ENCUMBRANCES	YEAR-TO-DATE EXPENDITURES	DECEMBER 18 EXPENDITURES	UNENCUMBERED BALANCE	LAST YR-TO-DATE EXPENDITURES
211	RETIREE BENEFITS	1,180,000.00	0.00	544,368.36	352,121.56	635,631.64	450,665.86
OJ TOT	**********EMPLOYEE BENEFITS*	1,180,000.00	0.00	544,368.36	352,121.56	635,631.64	450,665.86
CC TOT	OTHER	1,180,000.00	0.00	544,368.36	352,121.56	635,631.64	450,665.86

REPORT 240-100 FUND 141: GENERAL PURPOSE SCHOOL

STATEMENT OF ENCUMBRANCES AND EXPENDITURES COMPARED WITH AUTHORIZATIONS

FOR THE PERIOD JULY 01, 2018 TO DECEMBER 31, 2018

COST CENTER 72110: ATTENDANCE

OBJECT	----------ACCOUNT TITLE----------	APPROPRIATION	OUTSTANDING ENCUMBRANCES	YEAR-TO-DATE EXPENDITURES	DECEMBER 18 EXPENDITURES	UNENCUMBERED BALANCE	LAST YR-TO-DATE EXPENDITURES
105	SUPERVISOR/DIRECTOR	49,250.00	0.00	0.00	0.00	49,250.00	0.00
162	CLERICAL PERSONNEL	47,000.00	0.00	17,803.00	3,560.60	29,197.00	18,939.81
OJ TOT	**********PERSONAL SERVICES*	96,250.00	0.00	17,803.00	3,560.60	78,447.00	18,939.81
201	SOCIAL SECURITY	6,000.00	0.00	940.72	188.14	5,059.28	1,007.50
204	STATE RETIREMENT	8,400.00	0.00	1,228.40	245.68	7,171.60	752.95
206	EMPLOYEE INSURANCE-LIFE	100.00	0.00	25.30	5.06	74.70	25.40
207	EMPLOYEE INSURANCE-HEALTH	30,400.00	0.00	10,850.00	2,170.00	19,550.00	10,345.04
208	EMPLOYEE INSURANCE-DENTAL	600.00	0.00	171.40	34.28	428.60	221.40
212	EMPLOYER MEDICARE LIABILITY	1,500.00	0.00	220.00	44.00	1,280.00	235.60
OJ TOT	**********EMPLOYEE BENEFITS*	47,000.00	0.00	13,435.82	2,687.16	33,564.18	12,587.89
CC TOT	ATTENDANCE	143,250.00	0.00	31,238.82	6,247.76	112,011.18	31,527.70

REPORT 240-100 FUND 141: GENERAL PURPOSE SCHOOL

STATEMENT OF ENCUMBRANCES AND EXPENDITURES COMPARED WITH AUTHORIZATIONS

FOR THE PERIOD JULY 01, 2018 TO DECEMBER 31, 2018

COST CENTER 72120: HEALTH SERVICES

OBJECT	----------ACCOUNT TITLE----------	APPROPRIATION	OUTSTANDING ENCUMBRANCES	YEAR-TO-DATE EXPENDITURES	DECEMBER 18 EXPENDITURES	UNENCUMBERED BALANCE	LAST YR-TO-DATE EXPENDITURES
131	MEDICAL PERSONNEL	655,000.00	0.00	259,122.19	51,499.15	395,877.81	268,579.98
161	SECRETARIES	15,500.00	0.00	5,633.00	1,126.60	9,867.00	5,260.20
189	OTHER SALARIES & WAGES	66,700.00	0.00	25,617.00	5,123.40	41,083.00	29,093.89
OJ TOT	**********PERSONAL SERVICES*	737,200.00	0.00	290,372.19	57,749.15	446,827.81	302,934.07
201	SOCIAL SECURITY	45,700.00	0.00	17,256.35	3,431.89	28,443.65	18,050.00
204	STATE RETIREMENT	30,000.00	0.00	10,960.70	2,192.14	19,039.30	11,618.86
206	EMPLOYEE INS - LIFE	500.00	0.00	205.52	41.46	294.48	236.77
207	EMPLOYEE INSURANCE-HEALTH	90,500.00	0.00	31,875.00	6,375.00	58,625.00	36,410.62
208	EMPLOYEE INS - DENTAL	2,000.00	0.00	685.60	137.12	1,314.40	1,062.23
212	FICA-MEDICARE	10,700.00	0.00	4,035.59	802.58	6,664.41	4,221.36
OJ TOT	**********EMPLOYEE BENEFITS*	179,400.00	0.00	65,018.76	12,980.19	114,381.24	71,599.84
320	DUES & MEMBERSHIPS	800.00	0.00	150.00	0.00	650.00	250.00
340	MEDICAL & DENTAL SERVICES	2,000.00	0.00	2,000.00	0.00	0.00	0.00
349	PRINTING-STATIONERY & FORMS	500.00	0.00	0.00	0.00	500.00	0.00
355	TRAVEL	3,000.00	1,030.32	511.08	0.00	1,458.60	156.22
399	OTHER CONTRACTED SERVICES	1,000.00	0.00	328.00	328.00	672.00	365.94
OJ TOT	**********CONTRACTED SERVICES	7,300.00	1,030.32	2,989.08	328.00	3,280.60	772.16
413	DRUGS & MEDICAL SUPPLIES	20,000.00	992.14	10,064.35	2,133.54	8,943.51	9,069.93
422	FOOD SUPPLIES	500.00	0.00	364.40	150.00	315.60	0.00
429	INSTRUCTIONAL SUPPLIES	27,200.00	0.00	26,720.00	0.00	480.00	22,405.63
435	OFFICE SUPPLIES	1,000.00	181.86	671.94	58.79	146.20	0.00
OJ TOT	**********SUPPLIES & MATERIAL	48,700.00	1,174.00	37,820.69	2,342.33	9,885.31	31,475.56
524	IN SERVICE/STAFF DEVELOPMENT	1,500.00	0.00	1,018.77	0.00	481.23	0.00
OJ TOT	**********OTHER CHARGES***	1,500.00	0.00	1,018.77	0.00	481.23	0.00
735	HEALTH EQUIPMENT	0.00	0.00	0.00	0.00	0.00	6,312.00
OJ TOT	**********CAPITAL OUTLAY**	0.00	0.00	0.00	0.00	0.00	6,312.00
CC TOT	HEALTH SERVICES	974,100.00	2,204.32	397,219.49	73,399.67	574,856.19	413,093.63

REPORT 240-100 FUND 141: GENERAL PURPOSE SCHOOL

STATEMENT OF ENCUMBRANCES AND EXPENDITURES COMPARED WITH AUTHORIZATIONS

FOR THE PERIOD JULY 01, 2018 TO DECEMBER 31, 2018

COST CENTER 72130: OTHER STUDENT SUPPORT

OBJECT	----------ACCOUNT TITLE----------	APPROPRIATION	OUTSTANDING ENCUMBRANCES	YEAR-TO-DATE EXPENDITURES	DECEMBER 18 EXPENDITURES	UNENCUMBERED BALANCE	LAST YR-TO-DATE EXPENDITURES
123	GUIDANCE PERSONNEL	1,275,000.00	0.00	511,406.63	93,244.58	763,593.37	541,543.05
130	SOCIAL WORKERS	46,800.00	0.00	17,951.00	3,590.20	28,849.00	19,413.90
161	SECRETARY	51,000.00	0.00	18,381.00	3,639.40	32,619.00	19,516.20
OJ TOT	**********PERSONAL SERVICES*	1,372,800.00	0.00	547,738.63	100,474.18	825,061.37	580,473.15
201	SOCIAL SECURITY	85,200.00	0.00	31,712.26	5,801.44	53,487.74	33,856.29
204	STATE RETIREMENT	142,000.00	0.00	52,320.25	9,524.72	89,679.75	49,283.73
206	EMPLOYEE INSURANCE-LIFE	1,600.00	0.00	504.52	101.62	1,095.48	612.22
207	EMPLOYEE INSURANCE-HEALTH	206,000.00	0.00	75,245.54	15,331.97	130,754.46	75,394.54
208	EMPLOYEE INSURANCE-DENTAL	5,200.00	0.00	1,684.42	338.00	3,515.58	2,648.83
212	EMPLOYER MEDICARE LIABILITY	20,000.00	0.00	7,663.67	1,400.29	12,336.33	8,174.66
OJ TOT	**********EMPLOYEE BENEFITS*	460,000.00	0.00	169,130.66	32,498.04	290,869.34	169,970.27
322	EVALUATION & TESTING	38,000.00	35,668.00	2,257.00	0.00	75.00	32,314.40
355	TRAVEL	1,200.00	0.00	0.00	0.00	1,200.00	458.59
399	OTHER CONTRACTED SERVICES	5,000.00	0.00	0.00	0.00	5,000.00	0.00
OJ TOT	**********CONTRACTED SERVICES	44,200.00	35,668.00	2,257.00	0.00	6,275.00	32,772.99
429	INSTRUCTIONAL SUPPLIES	5,200.00	0.00	4,360.00	0.00	840.00	0.00
435	OFFICE SUPPLIES	500.00	192.51	57.49	0.00	250.00	0.00
471	SOFTWARE	0.00	0.00	0.00	0.00	0.00	125,069.76
499	OTHER SUPPLIES & MATERIALS	0.00	0.00	0.00	0.00	0.00	4,280.00
OJ TOT	**********SUPPLIES & MATERIAL	5,700.00	192.51	4,417.49	0.00	1,090.00	129,349.76
524	IN SERVICE/STAFF DEVELOPMENT	2,000.00	60.00	1,890.49	0.00	49.51	2,251.52
OJ TOT	**********OTHER CHARGES***	2,000.00	60.00	1,890.49	0.00	49.51	2,251.52
CC TOT	OTHER STUDENT SUPPORT	1,884,700.00	35,920.51	725,434.27	132,972.22	1,123,345.22	914,817.69

REPORT 240-100 FUND 141: GENERAL PURPOSE SCHOOL

STATEMENT OF ENCUMBRANCES AND EXPENDITURES COMPARED WITH AUTHORIZATIONS

FOR THE PERIOD JULY 01, 2018 TO DECEMBER 31, 2018

COST CENTER 72210: REGULAR INSTRUCTION PROGRAM

OBJECT	----------ACCOUNT TITLE----------	APPROPRIATION	OUTSTANDING ENCUMBRANCES	YEAR-TO-DATE EXPENDITURES	DECEMBER 18 EXPENDITURES	UNENCUMBERED BALANCE	LAST YR-TO-DATE EXPENDITURES
105	SUPERVISOR/DIRECTOR	96,600.00	0.00	42,696.28	7,425.44	53,903.72	46,236.51
129	LIBRARIANS	1,191,000.00	0.00	506,490.69	91,296.39	684,509.31	532,686.13
161	SECRETARYS	25,000.00	0.00	6,076.15	735.76	18,923.85	32,242.50
189	OTHER SALARIES & WAGES	133,600.00	0.00	49,740.84	8,944.70	83,859.16	52,668.00
OJ TOT	**********PERSONAL SERVICES*	1,446,200.00	0.00	605,003.96	108,402.29	841,196.04	663,833.14
201	SOCIAL SECURITY	88,000.00	0.00	34,966.25	6,367.63	53,033.75	39,068.60
204	STATE RETIREMENT	146,500.00	0.00	63,056.25	11,143.65	83,443.75	58,958.46
206	EMPLOYEE INSURANCE-LIFE	1,600.00	0.00	542.42	103.36	1,057.58	659.09
207	EMPLOYEE INSURANCE-HEALTH	200,000.00	0.00	75,797.14	14,050.69	124,202.86	79,296.15
208	EMPLOYEE INSURANCE-DENTAL	5,000.00	0.00	1,961.77	364.77	3,038.23	2,955.99
212	EMPLOYER MEDICARE LIABILITY	21,600.00	0.00	8,300.44	1,499.83	13,299.56	9,196.94
OJ TOT	**********EMPLOYEE BENEFITS*	462,700.00	0.00	184,624.27	33,529.93	278,075.73	190,135.23
309	CONTRACTS W/GOVT AGENCIES	70,000.00	18,603.00	13,052.00	748.00	38,345.00	4,221.00
315	CONTRACTS W/VEHICLE OWNERS	0.00	0.00	2,000.00	0.00	0.00	0.00
333	LICENSES	9,000.00	0.00	6,839.00	0.00	2,161.00	0.00
355	TRAVEL	13,000.00	0.00	8,201.03	1,428.71	4,798.97	9,749.37
356	TUITION	1,000.00	0.00	0.00	0.00	1,000.00	1,513.47
399	OTHER CONTRACTED SERVICES	40,000.00	0.00	0.00	0.00	40,000.00	0.00
OJ TOT	**********CONTRACTED SERVICES	133,000.00	18,603.00	30,092.03	2,176.71	86,304.97	15,483.84
422	FOOD SUPPLIES	0.00	0.00	54.00	0.00	341.74	0.00
429	INSTRUCTIONAL SUPPLIES	0.00	0.00	2,607.26	0.00	424.79	0.00
432	LIBRARY BOOKS	0.00	0.00	0.00	0.00	0.00	60,000.00
499	OTHER SUPPLIES & MATERIALS	1,000.00	0.00	0.00	0.00	1,000.00	0.00
OJ TOT	**********SUPPLIES & MATERIAL	1,000.00	0.00	2,661.26	0.00	1,766.53	60,000.00
524	IN SERVICE/STAFF DEVELOPMENT	16,500.00	2,333.87	16,776.82	2,189.93	1,518.51	41,845.40
OJ TOT	**********OTHER CHARGES***	16,500.00	2,333.87	16,776.82	2,189.93	1,518.51	41,845.40
CC TOT	REGULAR INSTRUCTION PROGRAM	2,059,400.00	20,936.87	839,158.34	146,298.86	1,208,861.78	971,297.61

REPORT 240-100 FUND 141: GENERAL PURPOSE SCHOOL

STATEMENT OF ENCUMBRANCES AND EXPENDITURES COMPARED WITH AUTHORIZATIONS

FOR THE PERIOD JULY 01, 2018 TO DECEMBER 31, 2018

COST CENTER 72220: SPECIAL EDUCATION PROGRAM

OBJECT	----------ACCOUNT TITLE----------	APPROPRIATION	OUTSTANDING ENCUMBRANCES	YEAR-TO-DATE EXPENDITURES	DECEMBER 18 EXPENDITURES	UNENCUMBERED BALANCE	LAST YR-TO-DATE EXPENDITURES
124	PSYCOLOGICAL PERSONNEL	381,000.00	0.00	154,233.04	28,042.39	226,766.96	151,071.37
OJ TOT	**********PERSONAL SERVICES*	381,000.00	0.00	154,233.04	28,042.39	226,766.96	151,071.37
201	SOCIAL SECURITY	23,800.00	0.00	9,161.57	1,657.24	14,638.43	8,824.43
204	STATE RETIREMENT	39,900.00	0.00	15,114.49	2,748.10	24,785.51	13,689.73
206	EMPLOYEE INSURANCE-LIFE	500.00	0.00	128.56	27.18	371.44	162.47
207	EMPLOYEE INSURANCE-HEALTH	63,000.00	0.00	10,725.25	3,595.00	52,274.75	24,878.01
208	EMPLOYEE INSURANCE-DENTAL	1,300.00	0.00	411.36	85.70	888.64	682.71
212	EMPLOYER MEDICARE LIABILITY	5,800.00	0.00	2,142.64	387.58	3,657.36	2,063.78
OJ TOT	**********EMPLOYEE BENEFITS*	134,300.00	0.00	37,683.87	8,500.80	96,616.13	50,301.13
312	CONTRACTS WITH PRIVATE AGENCIE	320,000.00	99,443.25	210,717.00	37,792.92	9,839.75	0.00
330	LEASE PAYMENTS	2,400.00	713.93	1,760.94	293.49	0.00	1,686.07
355	TRAVEL	15,000.00	0.00	6,247.62	977.33	8,752.38	6,408.78
399	OTHER CONTRACTED SERVICES	0.00	0.00	0.00	0.00	0.00	203,612.63
OJ TOT	**********CONTRACTED SERVICES	337,400.00	100,157.18	218,725.56	39,063.74	18,592.13	211,707.48
429	INSTRUCTIONAL SUPPLIES	0.00	0.00	0.00	0.00	0.00	593.06
OJ TOT	**********SUPPLIES & MATERIAL	0.00	0.00	0.00	0.00	0.00	593.06
524	IN SERVICE/STAFF DEVELOPMENT	20,000.00	1,500.00	17,235.52	2,003.77	1,264.48	15,371.43
OJ TOT	**********OTHER CHARGES***	20,000.00	1,500.00	17,235.52	2,003.77	1,264.48	15,371.43
CC TOT	SPECIAL EDUCATION PROGRAM	872,700.00	101,657.18	427,877.99	77,610.70	343,239.70	429,044.47

REPORT 240-100 FUND 141: GENERAL PURPOSE SCHOOL

STATEMENT OF ENCUMBRANCES AND EXPENDITURES COMPARED WITH AUTHORIZATIONS

FOR THE PERIOD JULY 01, 2018 TO DECEMBER 31, 2018

COST CENTER 72230: VOCATIONAL EDUCATION PROGRAM

OBJECT	----------ACCOUNT TITLE----------	APPROPRIATION	OUTSTANDING ENCUMBRANCES	YEAR-TO-DATE EXPENDITURES	DECEMBER 18 EXPENDITURES	UNENCUMBERED BALANCE	LAST YR-TO-DATE EXPENDITURES
105	SUPERVISOR/DIRECTOR	8,900.00	0.00	0.00	0.00	8,900.00	0.00
161	SECRETARYS	59,000.00	0.00	22,407.00	4,481.40	36,593.00	23,583.98
OJ TOT	**********PERSONAL SERVICES*	67,900.00	0.00	22,407.00	4,481.40	45,493.00	23,583.98
201	SOCIAL SECURITY	4,300.00	0.00	1,264.19	252.84	3,035.81	1,342.99
204	STATE RETIREMENT	5,100.00	0.00	1,546.00	309.20	3,554.00	1,627.23
206	EMPLOYEE INSURANCE-LIFE	100.00	0.00	32.20	6.44	67.80	29.84
207	EMPLOYEE INSURANCE-HEALTH	20,900.00	0.00	7,800.00	1,560.00	13,100.00	8,155.63
208	EMPLOYEE INSURANCE-DENTAL	500.00	0.00	171.40	34.28	328.60	240.65
212	EMPLOYER MEDICARE LIABILITY	1,100.00	0.00	295.60	59.12	804.40	314.15
OJ TOT	**********EMPLOYEE BENEFITS*	32,000.00	0.00	11,109.39	2,221.88	20,890.61	11,710.49
320	0.0	5,000.00	0.00	0.00	0.00	5,000.00	0.00
356	TUITION	12,750.00	0.00	0.00	0.00	12,750.00	0.00
OJ TOT	**********CONTRACTED SERVICES	17,750.00	0.00	0.00	0.00	17,750.00	0.00
524	IN SERVICE/STAFF DEVELOPMENT	2,250.00	0.00	0.00	0.00	2,250.00	0.00
OJ TOT	**********OTHER CHARGES***	2,250.00	0.00	0.00	0.00	2,250.00	0.00
CC TOT	VOCATIONAL EDUCATION PROGRAM	119,900.00	0.00	33,516.39	6,703.28	86,383.61	35,294.47

REPORT 240-100 FUND 141: GENERAL PURPOSE SCHOOL

STATEMENT OF ENCUMBRANCES AND EXPENDITURES COMPARED WITH AUTHORIZATIONS

FOR THE PERIOD JULY 01, 2018 TO DECEMBER 31, 2018

COST CENTER 72250: NO COST CENTER ASSIGNMENT

OBJECT	----------ACCOUNT TITLE----------	APPROPRIATION	OUTSTANDING ENCUMBRANCES	YEAR-TO-DATE EXPENDITURES	DECEMBER 18 EXPENDITURES	UNENCUMBERED BALANCE	LAST YR-TO-DATE EXPENDITURES
105	SUPERVISOR	96,500.00	0.00	43,258.80	7,553.60	53,241.20	45,430.00
120	COMPUTER PROGRAMMERS	253,000.00	0.00	112,840.40	19,516.80	140,159.60	119,250.00
162	CLERICAL PERSONNEL	37,100.00	0.00	16,330.00	2,840.00	20,770.00	17,240.00
189	OTHER SALARIES AND WAGES	131,200.00	0.00	56,405.44	10,084.48	74,794.56	60,882.08
OJ TOT	**********PERSONAL SERVICES*	517,800.00	0.00	228,834.64	39,994.88	288,965.36	242,802.08
201	SOCIAL SECURITY	32,200.00	0.00	13,706.65	2,399.49	18,493.35	14,563.01
204	STATE RETIREMENT	38,700.00	0.00	17,014.95	2,984.68	21,685.05	16,470.92
206	EMPLOYEE INSURANCE - LIFE	600.00	0.00	205.70	41.14	394.30	245.04
207	EMPLOYEE INSURANCE - HEALTH	70,000.00	0.00	25,100.00	5,020.00	44,900.00	28,630.56
208	EMPLOYEE INSURANCE - DENTAL	2,000.00	0.00	599.90	119.98	1,400.10	929.88
212	FICA-MEDICARE	7,600.00	0.00	3,205.52	561.16	4,394.48	3,405.95
OJ TOT	**********EMPLOYEE BENEFITS*	151,100.00	0.00	59,832.72	11,126.45	91,267.28	64,245.36
333	47187	572,000.00	34,876.00	495,372.27	9,396.00	41,751.73	0.00
336	MTCE & REPAIR SERV - EQUIPMENT	20,000.00	5,153.20	3,944.80	1,297.90	10,902.00	1,797.00
351	RENTALS	325,000.00	0.00	251,768.45	0.00	325,000.00	0.00
399	OTHER CONTRACTED SERVICES	0.00	0.00	4,898.00	308.00	632.00	17,521.00
OJ TOT	**********CONTRACTED SERVICES	917,000.00	40,029.20	755,983.52	11,001.90	378,285.73	19,318.00
411	DATA PROCESSING SUP	330,000.00	7,404.96	113,073.56	8,770.64	270,686.38	116,439.60
471	SOFTWARE	52,500.00	0.00	76,165.97	390.88	14,744.11	353,425.97
499	OTHER SUPPLIES & MATERIALS	4,500.00	0.00	0.00	0.00	4,500.00	0.00
OJ TOT	**********SUPPLIES & MATERIAL	387,000.00	7,404.96	189,239.53	9,161.52	289,930.49	469,865.57
524	PROFESSIONAL DEVELOPMENT	12,500.00	676.02	4,813.48	0.00	7,010.50	4,040.94
OJ TOT	**********OTHER CHARGES***	12,500.00	676.02	4,813.48	0.00	7,010.50	4,040.94
709	DATA PROCESSING EQUIPMENT	343,000.00	4,959.89	113,831.10	6,287.99	259,053.38	665,891.42
OJ TOT	**********CAPITAL OUTLAY**	343,000.00	4,959.89	113,831.10	6,287.99	259,053.38	665,891.42
CC TOT	NO COST CENTER ASSIGNMENT	2,328,400.00	53,070.07	1,352,534.99	77,572.74	1,314,512.74	1,466,163.37

REPORT 240-100 FUND 141: GENERAL PURPOSE SCHOOL

STATEMENT OF ENCUMBRANCES AND EXPENDITURES COMPARED WITH AUTHORIZATIONS

FOR THE PERIOD JULY 01, 2018 TO DECEMBER 31, 2018

COST CENTER 72290: OTHER PROGRAMS

OBJECT	----------ACCOUNT TITLE----------	APPROPRIATION	OUTSTANDING ENCUMBRANCES	YEAR-TO-DATE EXPENDITURES	DECEMBER 18 EXPENDITURES	UNENCUMBERED BALANCE	LAST YR-TO-DATE EXPENDITURES
399	OTHER CONTRACTED SERVICES	0.00	0.00	0.00	0.00	0.00	14,336.00
OJ TOT	**********CONTRACTED SERVICES	0.00	0.00	0.00	0.00	0.00	14,336.00
790	OTHER EQUIPMENT	0.00	0.00	0.00	0.00	97.01	2,985.00
OJ TOT	**********CAPITAL OUTLAY**	0.00	0.00	0.00	0.00	97.01	2,985.00
CC TOT	OTHER PROGRAMS	0.00	0.00	0.00	0.00	97.01	17,321.00

REPORT 240-100 FUND 141: GENERAL PURPOSE SCHOOL

STATEMENT OF ENCUMBRANCES AND EXPENDITURES COMPARED WITH AUTHORIZATIONS

FOR THE PERIOD JULY 01, 2018 TO DECEMBER 31, 2018

COST CENTER 72310: BOARD OF EDUCATION

OBJECT	----------ACCOUNT TITLE----------	APPROPRIATION	OUTSTANDING ENCUMBRANCES	YEAR-TO-DATE EXPENDITURES	DECEMBER 18 EXPENDITURES	UNENCUMBERED BALANCE	LAST YR-TO-DATE EXPENDITURES
189	OTHER SALARIES & WAGES	195,000.00	0.00	40,151.01	10,771.24	154,848.99	41,498.92
191	BOARD-COMMITTEE MEMBERS FEE	34,000.00	0.00	12,926.20	2,585.24	21,073.80	14,218.82
OJ TOT	**********PERSONAL SERVICES*	229,000.00	0.00	53,077.21	13,356.48	175,922.79	55,717.74
201	SOCIAL SECURITY	14,500.00	0.00	2,094.24	609.42	12,405.76	2,457.95
204	STATE RETIREMENT	11,000.00	0.00	1,805.67	590.59	9,194.33	1,893.16
206	EMPLOYEE INSURANCE - LIFE	100.00	0.00	14.84	1.71	85.16	16.17
207	EMPLOYEE INSURANCE - HEALTH	10,500.00	0.00	3,490.62	310.78	7,009.38	3,632.46
208	EMPLOYEE INSURANCE - DENTAL	500.00	0.00	67.21	7.47	432.79	94.49
210	UNEMPLOYMENT COMPENSATION	20,000.00	0.00	5,353.09	419.78	14,646.91	4,682.99
212	FICA-MEDICARE	3,400.00	0.00	742.46	192.40	2,657.54	785.54
OJ TOT	**********EMPLOYEE BENEFITS*	60,000.00	0.00	13,568.13	2,132.15	46,431.87	13,562.76
305	AUDIT SERVICES	32,000.00	0.00	32,000.00	0.00	0.00	32,000.00
309	CONTRACTS W/GOVT AGENCIES	6,500.00	6,500.00	0.00	0.00	0.00	0.00
320	DUES & MEMBERSHIPS	9,200.00	0.00	8,828.00	0.00	372.00	8,605.00
324	FINANCIAL ADVISORY SERVICES	4,000.00	3,682.00	636.00	318.00	1,898.00	348.00
331	LEGAL FEES	38,000.00	0.00	13,047.17	40.00	24,952.83	23,646.87
349	PRINTING	1,500.00	0.00	710.38	0.00	1,389.62	470.00
355	TRAVEL	4,500.00	0.00	449.89	0.00	4,050.11	0.00
356	TUITION	3,000.00	0.00	0.00	0.00	3,000.00	0.00
399	OTHER CONTRACTED SERVICES	6,000.00	1,185.76	4,658.18	389.95	1,034.62	5,790.92
OJ TOT	**********CONTRACTED SERVICES	104,700.00	11,367.76	60,329.62	747.95	36,697.18	70,860.79
499	OTHER SUPPLIES & MATERIALS	500.00	0.00	121.48	58.48	378.52	0.00
OJ TOT	**********SUPPLIES & MATERIAL	500.00	0.00	121.48	58.48	378.52	0.00
506	LIABILITY INSURANCE	357,200.00	0.00	345,463.00	344,045.00	11,737.00	1,318.00
510	TRUSTEES COMMISSION	760,000.00	0.00	478,072.81	0.00	281,927.19	505,803.25
513	WORKMANS COMPENSATION INS	354,000.00	0.00	354,000.00	354,000.00	0.00	0.00
524	In Service/Staff Development	5,000.00	0.00	888.62	350.00	4,305.49	696.01
533	PUBLIC HEALTH CENTER	40,000.00	0.00	30,014.45	20,014.45	9,985.55	0.00
599	OTHER CHARGES	10,000.00	0.00	0.00	0.00	10,000.00	580.00
OJ TOT	**********OTHER CHARGES***	1,526,200.00	0.00	1,208,438.88	718,409.45	317,955.23	508,397.26
CC TOT	BOARD OF EDUCATION	1,920,400.00	11,367.76	1,335,535.32	734,704.51	577,385.59	648,538.55

REPORT 240-100 FUND 141: GENERAL PURPOSE SCHOOL

STATEMENT OF ENCUMBRANCES AND EXPENDITURES COMPARED WITH AUTHORIZATIONS

FOR THE PERIOD JULY 01, 2018 TO DECEMBER 31, 2018

COST CENTER 72320: DIRECTOR OF SCHOOLS

OBJECT	----------ACCOUNT TITLE----------	APPROPRIATION	OUTSTANDING ENCUMBRANCES	YEAR-TO-DATE EXPENDITURES	DECEMBER 18 EXPENDITURES	UNENCUMBERED BALANCE	LAST YR-TO-DATE EXPENDITURES
101	COUNTY OFFICIAL/ADMIN OFFIC	138,000.00	0.00	60,683.14	10,113.86	77,316.86	65,690.48
103	ASSISTANT	206,000.00	0.00	94,915.84	16,507.10	111,084.16	102,824.42
105	SUPERVISOR	112,500.00	0.00	49,735.20	8,649.60	62,764.80	52,930.00
117	CAREER LADDER PROGRAM	1,000.00	0.00	0.00	0.00	1,000.00	0.00
161	SECRETARYS	133,400.00	0.00	58,497.00	10,176.00	74,903.00	29,567.04
189	OTHER SALARIES & WAGES	56,900.00	0.00	25,094.94	4,373.00	31,805.06	26,867.50
OJ TOT	**********PERSONAL SERVICES*	647,800.00	0.00	288,926.12	49,819.56	358,873.88	277,879.44
201	SOCIAL SECURITY	41,100.00	0.00	17,361.41	3,045.84	23,738.59	16,506.68
204	STATE RETIREMENT	58,400.00	0.00	25,845.22	4,406.92	32,554.78	22,323.04
206	EMPLOYEE INSURANCE-LIFE	1,800.00	0.00	630.47	124.43	1,169.53	708.99
207	EMPLOYEE INSURANCE-HEALTH	61,000.00	0.00	24,183.10	4,786.46	36,816.90	28,364.10
208	EMPLOYEE INSURANCE-DENTAL	1,800.00	0.00	571.93	117.72	1,228.07	827.32
209	DISABILITY INSURANCE	1,500.00	0.00	509.52	84.92	990.48	509.52
212	EMPLOYER MEDICARE LIABILITY	9,800.00	0.00	4,060.39	712.35	5,739.61	3,923.11
OJ TOT	**********EMPLOYEE BENEFITS*	175,400.00	0.00	73,162.04	13,278.64	102,237.96	73,162.76
302	0.0	23,700.00	1,372.18	3,376.39	0.00	18,951.43	0.00
320	DUES & MEMBERSHIPS	5,600.00	0.00	4,851.26	230.00	748.74	4,809.00
330	LEASE PAYMENTS	12,000.00	6,265.26	6,193.25	902.37	327.13	4,382.44
340	0.0	5,000.00	0.00	3,130.00	200.00	1,870.00	0.00
348	POSTAL CHARGES	6,000.00	0.00	1,990.30	197.72	4,009.70	2,106.88
349	PRINTING	2,000.00	0.00	1,622.07	0.00	431.18	884.65
351	RENTALS	450.00	0.00	0.00	0.00	450.00	450.00
355	TRAVEL	3,500.00	0.00	324.10	0.00	3,175.90	57.66
399	OTHER CONTRACTED SERVICES	3,000.00	0.00	0.00	0.00	3,000.00	777.57
OJ TOT	**********CONTRACTED SERVICES	61,250.00	7,637.44	21,487.37	1,530.09	32,964.08	13,468.20
422	FOOD SUPPLIES	5,000.00	0.00	1,602.04	240.32	3,397.96	0.00
435	OFFICE SUPPLIES	9,000.00	2,048.90	2,584.76	720.95	4,829.18	2,873.75
499	OTHER SUPPLIES	4,000.00	188.54	3,320.77	292.14	490.69	5,172.25
OJ TOT	**********SUPPLIES & MATERIAL	18,000.00	2,237.44	7,507.57	1,253.41	8,717.83	8,046.00
524	In Service/Staff Development	6,000.00	547.70	1,609.05	0.00	3,843.25	4,476.68
599	OTHER CHARGES	5,000.00	120.00	1,704.95	550.00	3,175.05	1,283.36
OJ TOT	**********OTHER CHARGES***	11,000.00	667.70	3,314.00	550.00	7,018.30	5,760.04
790	COMMUNICATION EQUIPMENT	1,300.00	0.00	1,299.00	0.00	1.00	0.00
OJ TOT	**********CAPITAL OUTLAY**	1,300.00	0.00	1,299.00	0.00	1.00	0.00
CC TOT	DIRECTOR OF SCHOOLS	914,750.00	10,542.58	395,696.10	66,431.70	509,813.05	378,316.44

REPORT 240-100 FUND 141: GENERAL PURPOSE SCHOOL

STATEMENT OF ENCUMBRANCES AND EXPENDITURES COMPARED WITH AUTHORIZATIONS

FOR THE PERIOD JULY 01, 2018 TO DECEMBER 31, 2018

COST CENTER 72410: OFFICE OF THE PRINCIPAL

OBJECT	----------ACCOUNT TITLE----------	APPROPRIATION	OUTSTANDING ENCUMBRANCES	YEAR-TO-DATE EXPENDITURES	DECEMBER 18 EXPENDITURES	UNENCUMBERED BALANCE	LAST YR-TO-DATE EXPENDITURES
104	PRINCIPALS	1,870,000.00	0.00	788,776.21	144,054.45	1,081,223.79	884,518.71
119	ACCOUNTANTS/BOOKKEEPERS	86,000.00	0.00	38,127.20	6,620.80	47,872.80	40,442.36
139	ASSISTANT PRINCIPAL	1,340,000.00	0.00	565,989.34	102,907.17	774,010.66	642,197.47
161	SECRETARYS	1,222,000.00	0.00	478,460.20	95,345.81	743,539.80	492,481.76
OJ TOT	**********PERSONAL SERVICES*	4,518,000.00	0.00	1,871,352.95	348,928.23	2,646,647.05	2,059,640.30
201	SOCIAL SECURITY	275,000.00	0.00	110,263.83	20,325.05	164,736.17	122,184.50
204	STATE RETIREMENT	424,000.00	0.00	174,975.47	32,143.40	249,024.53	168,514.23
206	EMPLOYEE INSURANCE-LIFE	3,800.00	0.00	1,611.54	315.59	2,188.46	1,854.96
207	EMPLOYEE INSURANCE-HEALTH	752,400.00	0.00	284,484.80	55,855.71	467,915.20	321,608.71
208	EMPLOYEE INSURANCE-DENTAL	18,000.00	0.00	5,916.38	1,160.11	12,083.62	9,795.91
212	EMPLOYER MEDICARE LIABILITY	65,800.00	0.00	25,845.64	4,811.61	39,954.36	28,601.07
OJ TOT	**********EMPLOYEE BENEFITS*	1,539,000.00	0.00	603,097.66	114,611.47	935,902.34	652,559.38
307	COMMUNICATION	109,315.00	6,616.90	63,964.66	4,178.72	40,499.19	76,830.71
320	DUES & MEMBERSHIPS	2,000.00	0.00	1,800.00	0.00	200.00	1,800.00
330	LEASE PAYMENTS	0.00	0.00	0.00	0.00	0.00	815.28
350	INTERNET CONNECTIVITY	131,500.00	76,196.00	65,406.16	11,060.80	0.00	55,033.04
351	RENTALS	6,000.00	0.00	6,000.00	0.00	0.00	8,000.00
399	OTHER CONTRACTED SERVICES	6,000.00	0.00	0.00	0.00	6,000.00	67.94
OJ TOT	**********CONTRACTED SERVICES	254,815.00	82,812.90	137,170.82	15,239.52	46,699.19	142,546.97
499	OTHER SUPPLIES	5,000.00	464.00	1,361.45	0.00	3,174.55	84.00
OJ TOT	**********SUPPLIES & MATERIAL	5,000.00	464.00	1,361.45	0.00	3,174.55	84.00
599	OTHER CHARGES	200,000.00	0.00	200,000.00	0.00	0.00	0.00
OJ TOT	**********OTHER CHARGES***	200,000.00	0.00	200,000.00	0.00	0.00	0.00
CC TOT	OFFICE OF THE PRINCIPAL	6,516,815.00	83,276.90	2,812,982.88	478,779.22	3,632,423.13	2,854,830.65

REPORT 240-100 FUND 141: GENERAL PURPOSE SCHOOL

STATEMENT OF ENCUMBRANCES AND EXPENDITURES COMPARED WITH AUTHORIZATIONS

FOR THE PERIOD JULY 01, 2018 TO DECEMBER 31, 2018

COST CENTER 72510: FISCAL SERVICES

OBJECT	----------ACCOUNT TITLE----------	APPROPRIATION	OUTSTANDING ENCUMBRANCES	YEAR-TO-DATE EXPENDITURES	DECEMBER 18 EXPENDITURES	UNENCUMBERED BALANCE	LAST YR-TO-DATE EXPENDITURES
119	ACCOUNTANTS/BOOKKEEPERS	150,000.00	0.00	64,712.80	11,254.40	85,287.20	69,099.99
OJ TOT	**********PERSONAL SERVICES*	150,000.00	0.00	64,712.80	11,254.40	85,287.20	69,099.99
201	SOCIAL SECURITY	9,200.00	0.00	3,685.45	637.40	5,514.55	3,962.80
204	STATE RETIREMENT	10,300.00	0.00	4,465.21	776.56	5,834.79	4,767.88
206	EMPLOYEE INSURANCE-LIFE	200.00	0.00	68.90	13.78	131.10	81.48
207	EMPLOYEE INSURANCE-HEALTH	33,500.00	0.00	11,090.00	2,035.00	22,410.00	15,108.00
208	EMPLOYEE INSURANCE-DENTAL	700.00	0.00	257.10	51.42	442.90	398.52
212	EMPLOYER MEDICARE LIABILITY	2,200.00	0.00	861.87	149.06	1,338.13	926.82
OJ TOT	**********EMPLOYEE BENEFITS*	56,100.00	0.00	20,428.53	3,663.22	35,671.47	25,245.50
355	TRAVEL	500.00	0.00	0.00	0.00	500.00	13.26
OJ TOT	**********CONTRACTED SERVICES	500.00	0.00	0.00	0.00	500.00	13.26
524	In-Service Professional Develo	3,500.00	0.00	2,087.41	1,457.41	1,463.18	1,297.59
OJ TOT	**********OTHER CHARGES***	3,500.00	0.00	2,087.41	1,457.41	1,463.18	1,297.59
CC TOT	FISCAL SERVICES	210,100.00	0.00	87,228.74	16,375.03	122,921.85	95,656.34

REPORT 240-100 FUND 141: GENERAL PURPOSE SCHOOL

STATEMENT OF ENCUMBRANCES AND EXPENDITURES COMPARED WITH AUTHORIZATIONS

FOR THE PERIOD JULY 01, 2018 TO DECEMBER 31, 2018

COST CENTER 72610: OPERATION OF PLANT

OBJECT	----------ACCOUNT TITLE----------	APPROPRIATION	OUTSTANDING ENCUMBRANCES	YEAR-TO-DATE EXPENDITURES	DECEMBER 18 EXPENDITURES	UNENCUMBERED BALANCE	LAST YR-TO-DATE EXPENDITURES
166	CUSTODIAL PERSONNEL	2,505,000.00	0.00	1,083,833.84	189,330.57	1,421,166.16	1,162,149.62
OJ TOT	**********PERSONAL SERVICES*	2,505,000.00	0.00	1,083,833.84	189,330.57	1,421,166.16	1,162,149.62
201	SOCIAL SECURITY	156,000.00	0.00	62,543.78	10,939.47	93,456.22	67,333.67
204	STATE RETIREMENT	164,000.00	0.00	67,339.47	11,709.15	96,660.53	65,489.84
206	EMPLOYEE INSURANCE-LIFE	2,900.00	0.00	1,097.50	220.92	1,802.50	1,349.34
207	EMPLOYEE INSURANCE-HEALTH	644,000.00	0.00	249,840.22	50,343.60	394,159.78	301,956.13
208	EMPLOYEE INSURANCE-DENTAL	16,500.00	0.00	5,865.90	1,183.15	10,634.10	9,665.50
212	EMPLOYER MEDICARE LIABILITY	36,500.00	0.00	14,741.44	2,558.37	21,758.56	15,695.49
OJ TOT	**********EMPLOYEE BENEFITS*	1,019,900.00	0.00	401,428.31	76,954.66	618,471.69	461,489.97
310	CONTRACTS WITH OTHER PUBLIC AG	25,000.00	0.00	24,168.35	0.00	831.65	0.00
322	EVALUATION & TESTING	1,500.00	0.00	385.00	55.00	1,115.00	715.00
334	MAINTENANCE AGREEMENTS	175,000.00	64,785.91	104,031.19	7,644.64	13,625.22	88,356.39
336	MTCE & REPAIR SERVICES - EQUIP	10,000.00	2,894.00	2,974.00	743.50	4,720.00	5,280.00
361	PERMITS	3,000.00	3,000.00	0.00	0.00	0.00	700.00
399	OTHER CONTRACTED SERVICES	35,000.00	0.00	682.50	51.00	34,317.50	43,084.63
OJ TOT	**********CONTRACTED SERVICES	249,500.00	70,679.91	132,241.04	8,494.14	54,609.37	138,136.02
410	CUSTODIAL SUPPLIES	225,000.00	67,678.90	126,126.00	9,326.32	50,154.22	118,265.57
415	ELECTRICITY	3,025,000.00	0.00	1,311,679.32	219,493.95	1,713,320.68	1,225,045.24
423	FUEL OIL	15,000.00	0.00	0.00	0.00	15,000.30	5,165.22
434	NATURAL GAS	193,000.00	0.00	44,079.87	26,986.22	148,920.13	44,566.34
454	WATER & SEWER	364,000.00	0.00	146,636.22	21,241.30	217,363.78	161,970.32
OJ TOT	**********SUPPLIES & MATERIAL	3,822,000.00	67,678.90	1,628,521.41	277,047.79	2,144,759.11	1,555,012.69
708	COMMUNICATION EQUIPMENT	0.00	3,400.00	0.00	0.00	0.00	0.00
720	PLANT OPERATION EQUIP	0.00	0.00	0.00	0.00	0.00	10,998.65
790	OTHER EQUIPMENT	12,000.00	0.00	0.00	0.00	12,000.00	0.00
OJ TOT	**********CAPITAL OUTLAY**	12,000.00	3,400.00	0.00	0.00	12,000.00	10,998.65
CC TOT	OPERATION OF PLANT	7,608,400.00	141,758.81	3,246,024.60	551,827.16	4,251,006.33	3,327,786.95

REPORT 240-100 FUND 141: GENERAL PURPOSE SCHOOL

STATEMENT OF ENCUMBRANCES AND EXPENDITURES COMPARED WITH AUTHORIZATIONS

FOR THE PERIOD JULY 01, 2018 TO DECEMBER 31, 2018

COST CENTER 72620: MAINTENANCE OF PLANT

OBJECT	----------ACCOUNT TITLE----------	APPROPRIATION	OUTSTANDING ENCUMBRANCES	YEAR-TO-DATE EXPENDITURES	DECEMBER 18 EXPENDITURES	UNENCUMBERED BALANCE	LAST YR-TO-DATE EXPENDITURES
105	SUPERVISOR/DIRECTOR	72,000.00	0.00	31,657.20	5,505.60	40,342.80	34,676.54
161	SECRETARY	42,100.00	0.00	18,941.60	3,696.80	23,158.40	19,740.00
167	MAINTENANCE PERSONNEL	600,000.00	0.00	251,476.30	45,145.52	348,523.70	277,089.42
OJ TOT	**********PERSONAL SERVICES*	714,100.00	0.00	302,075.10	54,347.92	412,024.90	331,505.96
201	SOCIAL SECURITY	44,000.00	0.00	17,687.56	3,189.57	26,312.44	19,425.60
204	STATE RETIREMENT	48,000.00	0.00	18,750.80	3,307.28	29,249.20	22,118.38
206	EMPLOYEE INSURANCE-LIFE	900.00	0.00	310.50	62.10	589.50	394.50
207	EMPLOYEE INSURANCE-HEALTH	127,000.00	0.00	50,125.00	10,310.00	76,875.00	62,300.96
208	EMPLOYEE INSURANCE-DENTAL	3,500.00	0.00	1,234.08	257.10	2,265.92	1,858.43
212	EMPLOYER MEDICARE LIABILITY	10,600.00	0.00	4,136.65	745.93	6,463.35	4,543.17
OJ TOT	**********EMPLOYEE BENEFITS*	234,000.00	0.00	92,244.59	17,871.98	141,755.41	110,641.04
334	MAINTENANCE AGREEMENTS	139,500.00	81,190.00	55,550.00	9,930.00	2,760.00	8,230.00
335	MAINT & REP SERV-BLDGS	130,000.00	2,237.37	74,565.29	7,246.73	82,167.17	80,427.97
336	MAINT & REPAIR SERV-EQUIP	200,000.00	45,700.35	114,979.34	6,089.60	81,146.13	105,629.82
338	MAINTENANCE - VEHICLES	17,000.00	4,635.75	8,961.96	874.03	5,979.77	8,186.27
347	PEST CONTROL	13,000.00	4,830.00	4,140.00	690.00	4,750.00	4,209.00
361	PERMITS	6,000.00	2,345.00	655.00	55.00	3,275.00	3,340.00
399	OTHER CONTRACTED SERVICES	15,000.00	8,017.84	7,961.71	60.00	7,438.14	127,023.22
OJ TOT	**********CONTRACTED SERVICES	520,500.00	148,956.31	266,813.30	24,945.36	187,516.21	337,046.28
418	EQUIPMENT & MACHINERY PARTS	111,900.00	15,095.58	94,193.20	19,266.30	15,295.68	17,523.21
425	GASOLINE	45,000.00	20,727.04	25,058.60	2,330.17	6,177.28	18,855.57
426	GENERAL CONSTR MATERIALS	499.20	499.20	0.00	0.00	0.00	0.00
435	OFFICE SUPPLIES	4,000.00	0.00	0.00	0.00	4,000.00	0.00
446	SMALL TOOLS	3,000.00	0.00	0.00	0.00	3,000.00	0.00
453	VEHICLE PARTS	3,000.00	1,268.77	1,731.23	334.97	0.00	0.00
499	OTHER SUPPLIES & MATERIALS	119,500.80	8,567.79	98,062.43	1,701.56	18,981.55	62,991.86
OJ TOT	**********SUPPLIES & MATERIAL	286,900.00	46,158.38	219,045.46	23,633.00	47,454.51	99,370.64
599	OTHER CHARGES	0.00	0.00	0.00	0.00	0.00	2,324.00
OJ TOT	**********OTHER CHARGES***	0.00	0.00	0.00	0.00	0.00	2,324.00
701	ADMINISTRATION EQUIPMENT	302,502.46	12,090.00	35,667.00	2,067.00	254,745.46	0.00
707	BUILDING IMPROVEMENTS	38,600.00	7,137.60	18,727.73	0.00	31,462.40	87,438.75
712	HEATING & AIR CONDITIONING	25,000.00	0.00	730.00	730.00	24,270.00	39,588.46
717	MAINTENANCE EQUIPMENT	40,000.00	0.00	0.00	0.00	40,000.00	0.00
718	MOTOR VEHICLES	41,700.00	22,626.42	19,073.58	3,178.93	0.00	15,115.34
799	OTHER CAPITAL OUTLAY	54,500.00	40,246.38	19,169.44	0.00	14,253.62	49,134.33
OJ TOT	**********CAPITAL OUTLAY**	502,302.46	82,100.40	93,367.75	5,975.93	364,731.48	191,276.88
CC TOT	MAINTENANCE OF PLANT	2,257,802.46	277,215.09	973,546.20	126,774.19	1,153,482.51	1,072,164.80

REPORT 240-100 FUND 141: GENERAL PURPOSE SCHOOL

STATEMENT OF ENCUMBRANCES AND EXPENDITURES COMPARED WITH AUTHORIZATIONS

FOR THE PERIOD JULY 01, 2018 TO DECEMBER 31, 2018

COST CENTER 72710: TRANSPORTATION

OBJECT	----------ACCOUNT TITLE----------	APPROPRIATION	OUTSTANDING ENCUMBRANCES	YEAR-TO-DATE EXPENDITURES	DECEMBER 18 EXPENDITURES	UNENCUMBERED BALANCE	LAST YR-TO-DATE EXPENDITURES
105	SUPERVISOR/DIRECTOR	49,250.00	0.00	43,489.87	7,563.46	5,760.13	47,099.11
162	CLERICAL PERSONNEL	44,600.00	0.00	16,209.00	2,881.60	28,391.00	16,003.54
189	OTHER SALARIES AND WAGES	52,400.00	0.00	20,118.00	4,023.60	32,282.00	21,795.40
OJ TOT	**********PERSONAL SERVICES*	146,250.00	0.00	79,816.87	14,468.66	66,433.13	84,898.05
201	SOCIAL SECURITY	9,200.00	0.00	5,069.29	855.46	4,130.71	5,370.73
204	STATE RETIREMENT	11,900.00	0.00	7,543.79	1,267.60	4,356.21	7,193.95
206	EMPLOYEE INSURANCE-LIFE	200.00	0.00	63.85	12.65	136.15	86.13
207	EMPLOYEE INSURANCE-HEALTH	22,700.00	0.00	10,160.27	2,020.27	12,539.73	11,601.98
208	EMPLOYEE INSURANCE-DENTAL	600.00	0.00	256.57	50.89	343.43	397.83
212	EMPLOYER MEDICARE LIABILITY	2,200.00	0.00	1,185.56	200.07	1,014.44	1,256.03
OJ TOT	**********EMPLOYEE BENEFITS*	46,800.00	0.00	24,279.33	4,406.94	22,520.67	25,906.65
313	CONTRACTS W/PARENTS	1,000.00	756.16	243.84	82.82	0.00	935.22
315	CONTRACTS W/VEHICLE OWNERS	3,588,000.00	950.00	1,914,554.95	344,007.83	1,676,545.05	1,732,851.11
338	MAINT & REPAIR SERV-VEHICLE	5,000.00	0.00	0.00	0.00	5,000.00	0.00
340	MEDICAL SERVICES	1,000.00	0.00	0.00	0.00	1,000.00	287.00
399	OTHER CONTRACTED SERVICES	870,000.00	0.00	411,274.00	82,393.00	458,726.00	399,350.00
OJ TOT	**********CONTRACTED SERVICES	4,465,000.00	1,706.16	2,326,072.79	426,483.65	2,141,271.05	2,133,423.33
450	TIRES & TUBES	1,000.00	0.00	0.00	0.00	1,000.00	361.40
OJ TOT	**********SUPPLIES & MATERIAL	1,000.00	0.00	0.00	0.00	1,000.00	361.40
729	TRANSPORTATION EQUIP	0.00	0.00	0.00	0.00	0.00	32,950.32
OJ TOT	**********CAPITAL OUTLAY**	0.00	0.00	0.00	0.00	0.00	32,950.32
CC TOT	TRANSPORTATION	4,659,050.00	1,706.16	2,430,168.99	445,359.25	2,231,224.85	2,277,539.75

REPORT 240-100 FUND 141: GENERAL PURPOSE SCHOOL

STATEMENT OF ENCUMBRANCES AND EXPENDITURES COMPARED WITH AUTHORIZATIONS

FOR THE PERIOD JULY 01, 2018 TO DECEMBER 31, 2018

COST CENTER 72810: CENTRAL AND OTHER

OBJECT	----------ACCOUNT TITLE----------	APPROPRIATION	OUTSTANDING ENCUMBRANCES	YEAR-TO-DATE EXPENDITURES	DECEMBER 18 EXPENDITURES	UNENCUMBERED BALANCE	LAST YR-TO-DATE EXPENDITURES
399	OTHER CONTRACTED SERVICES	0.00	0.00	0.00	0.00	0.00	9,301.50
OJ TOT	**********CONTRACTED SERVICES	0.00	0.00	0.00	0.00	0.00	9,301.50
411	DATA PROCESSING SUPPLIES	0.00	0.00	0.00	0.00	0.00	26,483.86
471	SOFTWARE	0.00	0.00	0.00	0.00	0.00	6,854.00
OJ TOT	**********SUPPLIES & MATERIAL	0.00	0.00	0.00	0.00	0.00	33,337.86
709	DATA PROCESSING EQUIPMENT	0.00	0.00	0.00	0.00	0.00	191,662.84
OJ TOT	**********CAPITAL OUTLAY**	0.00	0.00	0.00	0.00	0.00	191,662.84
CC TOT	CENTRAL AND OTHER	0.00	0.00	0.00	0.00	0.00	234,302.20

REPORT 240-100 FUND 141: GENERAL PURPOSE SCHOOL

STATEMENT OF ENCUMBRANCES AND EXPENDITURES COMPARED WITH AUTHORIZATIONS

FOR THE PERIOD JULY 01, 2018 TO DECEMBER 31, 2018

COST CENTER 73400: EARLY CHILDHOOD EDUCATION

OBJECT	----------ACCOUNT TITLE----------	APPROPRIATION	OUTSTANDING ENCUMBRANCES	YEAR-TO-DATE EXPENDITURES	DECEMBER 18 EXPENDITURES	UNENCUMBERED BALANCE	LAST YR-TO-DATE EXPENDITURES
105	SUPERVISOR/DIRECTOR	9,000.00	0.00	0.00	0.00	9,000.00	0.00
116	TEACHERS	394,800.00	0.00	167,193.27	30,200.60	227,606.73	175,684.81
163	AIDES	92,300.00	0.00	35,480.25	7,059.60	56,819.75	37,876.31
OJ TOT	**********PERSONAL SERVICES*	496,100.00	0.00	202,673.52	37,260.20	293,426.48	213,561.12
201	SOCIAL SECURITY	30,000.00	0.00	11,740.91	2,148.09	18,259.09	12,374.39
204	STATE RETIREMENT	48,200.00	0.00	19,936.59	3,646.10	28,263.41	18,565.42
206	EMPLOYEE INSURANCE-LIFE	600.00	0.00	213.75	42.07	386.25	245.42
207	EMPLOYEE INSURANCE-HEALTH	113,083.00	0.00	44,964.19	8,884.19	68,118.81	50,382.86
208	EMPLOYEE INSURANCE-DENTAL	2,300.00	0.00	854.05	168.45	1,445.95	1,435.24
212	FICA-MEDICARE	7,100.00	0.00	2,745.85	502.37	4,354.15	2,893.91
OJ TOT	**********EMPLOYEE BENEFITS*	201,283.00	0.00	80,455.34	15,391.27	120,827.66	85,897.24
310	CONTRACTS W/OTHER PUBLIC AG	30,000.00	30,000.00	0.00	0.00	0.00	0.00
OJ TOT	**********CONTRACTED SERVICES	30,000.00	30,000.00	0.00	0.00	0.00	0.00
429	INSTRUCTIONAL SUPPLIES	4,900.00	0.00	26,392.83	0.00	0.00	1,463.97
OJ TOT	**********SUPPLIES & MATERIAL	4,900.00	0.00	26,392.83	0.00	0.00	1,463.97
524	IN SERVICE/STAFF DEVELOPMENT	5,000.00	0.00	3,603.26	0.00	4,524.74	250.00
OJ TOT	**********OTHER CHARGES***	5,000.00	0.00	3,603.26	0.00	4,524.74	250.00
CC TOT	EARLY CHILDHOOD EDUCATION	737,283.00	30,000.00	313,124.95	52,651.47	418,778.88	301,172.33

REPORT 240-100 FUND 141: GENERAL PURPOSE SCHOOL

STATEMENT OF ENCUMBRANCES AND EXPENDITURES COMPARED WITH AUTHORIZATIONS

FOR THE PERIOD JULY 01, 2018 TO DECEMBER 31, 2018

COST CENTER 76100: REGULAR CAPITAL OUTLAY

OBJECT	----------ACCOUNT TITLE----------	APPROPRIATION	OUTSTANDING ENCUMBRANCES	YEAR-TO-DATE EXPENDITURES	DECEMBER 18 EXPENDITURES	UNENCUMBERED BALANCE	LAST YR-TO-DATE EXPENDITURES
304	ARCHITECTS	0.00	0.00	0.00	0.00	13,500.00	19,048.00
OJ TOT	**********CONTRACTED SERVICES	0.00	0.00	0.00	0.00	13,500.00	19,048.00
707	BUILDING IMPROVEMENTS	0.00	0.00	962,964.57	0.00	7.08	323,378.00
708	COMMUNICATION EQUIPMENT	370,000.00	265,847.30	33,228.00	33,228.00	70,924.70	194,103.60
710	FOOD SERVICE EQUIPMENT	0.00	0.00	0.00	0.00	0.00	152,555.84
OJ TOT	**********CAPITAL OUTLAY**	370,000.00	265,847.30	996,192.57	33,228.00	70,931.78	670,037.44
CC TOT	REGULAR CAPITAL OUTLAY	370,000.00	265,847.30	996,192.57	33,228.00	84,431.78	689,085.44

REPORT 240-100 FUND 141: GENERAL PURPOSE SCHOOL

STATEMENT OF ENCUMBRANCES AND EXPENDITURES COMPARED WITH AUTHORIZATIONS

FOR THE PERIOD JULY 01, 2018 TO DECEMBER 31, 2018

COST CENTER 82330: EDUCATION DEBT SERVICE CONTRIBUTION PG

OBJECT	----------ACCOUNT TITLE----------	APPROPRIATION	OUTSTANDING ENCUMBRANCES	YEAR-TO-DATE EXPENDITURES	DECEMBER 18 EXPENDITURES	UNENCUMBERED BALANCE	LAST YR-TO-DATE EXPENDITURES
620	EDUCATION DEBT SERVICE CONTRIB	334,940.00	0.00	334,923.00	0.00	17.00	326,644.00
OJ TOT	**********DEBT SERVICES***	334,940.00	0.00	334,923.00	0.00	17.00	326,644.00
CC TOT	EDUCATION DEBT SERVICE CONTRIB	334,940.00	0.00	334,923.00	0.00	17.00	326,644.00

REPORT 240-100 FUND 141: GENERAL PURPOSE SCHOOL

STATEMENT OF ENCUMBRANCES AND EXPENDITURES COMPARED WITH AUTHORIZATIONS

FOR THE PERIOD JULY 01, 2018 TO DECEMBER 31, 2018

COST CENTER 99100: TRANSFERS OUT

OBJECT	----------ACCOUNT TITLE----------	APPROPRIATION	OUTSTANDING ENCUMBRANCES	YEAR-TO-DATE EXPENDITURES	DECEMBER 18 EXPENDITURES	UNENCUMBERED BALANCE	LAST YR-TO-DATE EXPENDITURES
590	TRANSFERS TO OTHER FUNDS	189,798.00	0.00	0.00	0.00	189,798.00	0.00
OJ TOT	**********OTHER CHARGES***	189,798.00	0.00	0.00	0.00	189,798.00	0.00
CC TOT	TRANSFERS OUT	189,798.00	0.00	0.00	0.00	189,798.00	0.00
FD TOT	GENERAL PURPOSE SCHOOL	91,660,502.46	1,852,521.73	40,894,200.74	7,763,452.83	50,662,815.11	42,335,743.15

REPORT 240-100 FUND 142: SCHOOL FEDERAL PROJECTS

STATEMENT OF ENCUMBRANCES AND EXPENDITURES COMPARED WITH AUTHORIZATIONS

FOR THE PERIOD JULY 01, 2018 TO DECEMBER 31, 2018

COST CENTER 71100: REGULAR INSTRUCTION PROGRAM

OBJECT	----------ACCOUNT TITLE----------	APPROPRIATION	OUTSTANDING ENCUMBRANCES	YEAR-TO-DATE EXPENDITURES	DECEMBER 18 EXPENDITURES	UNENCUMBERED BALANCE	LAST YR-TO-DATE EXPENDITURES
116	TEACHERS	710,000.00	0.00	266,939.31	52,813.51	443,060.69	323,031.46
163	EDUC. ASSTS	596,314.30	0.00	223,164.21	44,284.98	373,150.09	255,586.52
189	OTHER SALARIES & WAGES	33,390.55-	0.00	0.00	0.00	33,390.55-	0.00
OJ TOT	**********PERSONAL SERVICES*	1,272,923.75	0.00	490,103.52	97,098.49	782,820.23	578,617.98
201	SOCIAL SECURITY	72,988.86	0.00	25,315.50	5,025.18	47,673.36	30,150.77
204	PENSIONS	68,523.80	0.00	31,848.48	6,149.36	36,675.32	33,095.83
206	LIFE	874.25	0.00	265.62	52.13	608.63	391.00
207	HEALTH	149,760.00	0.00	55,644.51	10,907.90	94,115.49	57,694.98
208	DENTAL	3,672.00	0.00	1,157.75	228.35	2,514.25	2,076.42
212	MEDICARE	18,631.97	0.00	6,820.99	1,351.89	11,810.98	8,155.05
OJ TOT	**********EMPLOYEE BENEFITS*	314,450.88	0.00	121,052.85	23,714.81	193,398.03	131,564.05
429	INSTRUCTIONAL SUPPLIES & MTLS	310,443.31	20,387.30	158,866.88	58,123.87	131,949.31	41,475.54
449	TEXTBOOKS	1,500.00	0.00	0.00	0.00	1,675.25	0.00
OJ TOT	**********SUPPLIES & MATERIAL	311,943.31	20,387.30	158,866.88	58,123.87	133,624.56	41,475.54
722	REGULAR INSTRUCTION EQUIPMENT	113,141.00	26,547.18	32,694.84	17,702.99	53,898.98	2,653.08
OJ TOT	**********CAPITAL OUTLAY**	113,141.00	26,547.18	32,694.84	17,702.99	53,898.98	2,653.08
CC TOT	REGULAR INSTRUCTION PROGRAM	2,012,458.94	46,934.48	802,718.09	196,640.16	1,163,741.80	754,310.65

REPORT 240-100 FUND 142: SCHOOL FEDERAL PROJECTS

STATEMENT OF ENCUMBRANCES AND EXPENDITURES COMPARED WITH AUTHORIZATIONS

FOR THE PERIOD JULY 01, 2018 TO DECEMBER 31, 2018

COST CENTER 71200: SPECIAL EDUCATION PROGRAM

OBJECT	----------ACCOUNT TITLE----------	APPROPRIATION	OUTSTANDING ENCUMBRANCES	YEAR-TO-DATE EXPENDITURES	DECEMBER 18 EXPENDITURES	UNENCUMBERED BALANCE	LAST YR-TO-DATE EXPENDITURES
116	TEACHERS	105,000.00	0.00	81,002.95	15,341.45	23,997.05	86,289.26
162	CLERICAL PERSONNEL	84,000.00	0.00	32,505.76	6,435.60	51,494.24	34,980.00
163	EDUC ASSTS	1,263,423.28	0.00	481,712.46	99,063.72	781,710.82	474,429.78
171	SPEECH PATHOLOGIST	44,000.00	0.00	18,522.33	3,367.69	25,477.67	19,874.72
OJ TOT	**********PERSONAL SERVICES*	1,496,423.28	0.00	613,743.50	124,208.46	882,679.78	615,573.76
201	SOCIAL SECURITY	94,900.00	0.00	35,697.34	7,038.88	59,202.66	35,453.11
204	PENSIONS	72,400.00	0.00	28,758.15	5,543.38	43,641.85	25,625.41
206	LIFE	1,220.00	0.00	492.97	100.21	727.03	541.45
207	HEALTH	241,000.00	0.00	99,274.68	20,134.72	141,725.32	124,087.08
208	DENTAL	7,400.00	0.00	3,218.18	649.89	4,181.82	4,521.95
212	MEDICARE	22,200.00	0.00	8,631.39	1,714.53	13,568.61	8,526.49
OJ TOT	**********EMPLOYEE BENEFITS*	439,120.00	0.00	176,072.71	35,181.61	263,047.29	198,755.49
369	CONTRACTS FOR SUBSTITUTE TEACH	1,400.00	0.00	0.00	0.00	1,400.00	0.00
OJ TOT	**********CONTRACTED SERVICES	1,400.00	0.00	0.00	0.00	1,400.00	0.00
429	INSTRUCTIONAL SUPPLIES & MTLS	110,870.50	0.00	11,661.65	1,587.50	99,208.85	1,248.16
OJ TOT	**********SUPPLIES & MATERIAL	110,870.50	0.00	11,661.65	1,587.50	99,208.85	1,248.16
725	SPECIAL ED EQUIPMENT	10,000.00	3,498.20	5,482.32	0.00	2,992.43	0.00
OJ TOT	**********CAPITAL OUTLAY**	10,000.00	3,498.20	5,482.32	0.00	2,992.43	0.00
CC TOT	SPECIAL EDUCATION PROGRAM	2,057,813.78	3,498.20	806,960.18	160,977.57	1,249,328.35	815,577.41

REPORT 240-100 FUND 142: SCHOOL FEDERAL PROJECTS

STATEMENT OF ENCUMBRANCES AND EXPENDITURES COMPARED WITH AUTHORIZATIONS

FOR THE PERIOD JULY 01, 2018 TO DECEMBER 31, 2018

COST CENTER 71300: VOCATIONAL EDUCATION PROGRAM

OBJECT	----------ACCOUNT TITLE----------	APPROPRIATION	OUTSTANDING ENCUMBRANCES	YEAR-TO-DATE EXPENDITURES	DECEMBER 18 EXPENDITURES	UNENCUMBERED BALANCE	LAST YR-TO-DATE EXPENDITURES
189	OTHER SALARIES & WAGES	85,600.00	0.00	41,006.34	8,885.59	44,593.66	48,303.68
OJ TOT	**********PERSONAL SERVICES*	85,600.00	0.00	41,006.34	8,885.59	44,593.66	48,303.68
201	SOCIAL SECURITY	9,000.00	0.00	2,677.90	533.63	6,322.10	2,701.68
204	PENSIONS	7,000.00	0.00	3,082.45	613.10	3,917.55	1,989.72
206	LIFE	200.00	0.00	70.88	14.02	129.12	76.60
207	HEALTH	30,000.00	0.00	9,109.46	1,730.56	20,890.54	12,552.12
208	DENTAL	1,000.00	0.00	85.70	17.14	914.30	221.40
212	MEDICARE	1,200.00	0.00	626.14	124.81	573.86	631.86
OJ TOT	**********EMPLOYEE BENEFITS*	48,400.00	0.00	15,652.53	3,033.26	32,747.47	18,173.38
429	INSTRUCTIONAL SUPPLIES & MTL	31,823.24	0.00	11,394.97	236.12	20,521.84	20,394.73
499	OTHER SUPPLIES & MTL	3,000.00	0.00	0.00	0.00	3,000.00	0.00
OJ TOT	**********SUPPLIES & MATERIAL	34,823.24	0.00	11,394.97	236.12	23,521.84	20,394.73
730	VOCATIONAL INSTRUCTIONAL EQUIP	109,546.12	4,395.66	93,696.49	6,632.99	13,961.79	28,517.46
OJ TOT	**********CAPITAL OUTLAY**	109,546.12	4,395.66	93,696.49	6,632.99	13,961.79	28,517.46
CC TOT	VOCATIONAL EDUCATION PROGRAM	278,369.36	4,395.66	161,750.33	18,787.96	114,824.76	115,389.25

REPORT 240-100 FUND 142: SCHOOL FEDERAL PROJECTS

STATEMENT OF ENCUMBRANCES AND EXPENDITURES COMPARED WITH AUTHORIZATIONS

FOR THE PERIOD JULY 01, 2018 TO DECEMBER 31, 2018

COST CENTER 72130: OTHER STUDENT SUPPORT

OBJECT	----------ACCOUNT TITLE----------	APPROPRIATION	OUTSTANDING ENCUMBRANCES	YEAR-TO-DATE EXPENDITURES	DECEMBER 18 EXPENDITURES	UNENCUMBERED BALANCE	LAST YR-TO-DATE EXPENDITURES
135	ASSESSMENT PERSONNEL	0.00	0.00	0.00	9,316.29-	0.00	37,099.56
OJ TOT	**********PERSONAL SERVICES*	0.00	0.00	0.00	9,316.29-	0.00	37,099.56
201	SOCIAL SECURITY	0.00	0.00	0.00	559.35-	0.00	2,211.88
204	PENSIONS	0.00	0.00	0.00	1,059.81-	0.00	3,368.64
206	LIFE	0.00	0.00	0.00	4.96-	0.00	29.41
207	HEALTH	0.00	0.00	0.00	1,085.00-	0.00	6,137.96
208	DENTAL	0.00	0.00	0.00	17.14-	0.00	131.30
212	MEDICARE	0.00	0.00	0.00	130.81-	0.00	517.25
OJ TOT	**********EMPLOYEE BENEFITS*	0.00	0.00	0.00	2,857.07-	0.00	12,396.44
322	250	5,000.00	0.00	0.00	0.00	5,000.00	0.00
355	TRAVEL	17,750.00	0.00	2,423.27	576.17	15,326.73	269.45
399	OTHER CONTRACTED SERVICES	18,000.00	0.00	7,735.00	735.00	12,765.00	3,855.00
OJ TOT	**********CONTRACTED SERVICES	40,750.00	0.00	10,158.27	1,311.17	33,091.73	4,124.45
499	OTHER SUPPLIES & MATERIALS	22,000.00	0.00	7,260.25	2,061.50	14,739.75	0.00
OJ TOT	**********SUPPLIES & MATERIAL	22,000.00	0.00	7,260.25	2,061.50	14,739.75	0.00
524	IN-SERVICE/STAFF DEV	16,000.00	0.00	15,126.10	50.00	2,057.18	13,463.51
599	OTHER CHARGES	23,835.56	840.59	8,442.69	2,490.04	14,552.28	9,397.29
OJ TOT	**********OTHER CHARGES***	39,835.56	840.59	23,568.79	2,540.04	16,609.46	22,860.80
CC TOT	OTHER STUDENT SUPPORT	102,585.56	840.59	40,987.31	6,260.65-	64,440.94	76,481.25

REPORT 240-100 FUND 142: SCHOOL FEDERAL PROJECTS

STATEMENT OF ENCUMBRANCES AND EXPENDITURES COMPARED WITH AUTHORIZATIONS

FOR THE PERIOD JULY 01, 2018 TO DECEMBER 31, 2018

COST CENTER 72210: REGULAR INSTRUCTION PROGRAM

OBJECT	----------ACCOUNT TITLE----------	APPROPRIATION	OUTSTANDING ENCUMBRANCES	YEAR-TO-DATE EXPENDITURES	DECEMBER 18 EXPENDITURES	UNENCUMBERED BALANCE	LAST YR-TO-DATE EXPENDITURES
105	SUPERVISOR	104,996.00	0.00	44,759.60	7,784.28	60,236.40	40,106.09
116	TEACHERS	19,000.00	0.00	0.00	0.00	19,000.00	0.00
161	SECRETARIES	44,532.80	0.00	19,697.20	3,425.60	24,835.60	21,180.00
189	OTHER SALARIES & WAGES	409,077.00	0.00	164,888.75	40,783.81	244,188.25	92,243.92
OJ TOT	**********PERSONAL SERVICES*	577,605.80	0.00	229,345.55	51,993.69	348,260.25	153,530.01
201	SOCIAL SECURITY	37,702.96	0.00	13,784.46	3,125.11	23,918.50	9,124.74
204	STATE RETIREMENT	57,835.03	0.00	22,265.91	5,162.13	35,569.12	12,819.27
206	EMPLOYEE INSURANCE-LIFE	635.84	0.00	185.68	41.80	450.16	140.02
207	EMPLOYEE INSURANCE-HEALTH	55,440.00	0.00	24,898.20	5,973.92	30,541.80	19,040.74
208	EMPLOYEE INSURANCE-DENTAL	2,376.00	0.00	571.00	130.28	1,805.00	531.97
212	MEDICARE	8,989.68	0.00	3,223.79	730.87	5,765.89	2,133.97
OJ TOT	**********EMPLOYEE BENEFITS*	162,979.51	0.00	64,929.04	15,164.11	98,050.47	43,790.71
315	CONTRACTS W/VEHICLE OWNERS	8,000.00	0.00	1,275.00	1,275.00	6,725.00	1,050.00
355	TRAVEL	19,000.00	0.00	2,829.11	299.59	16,170.89	1,726.18
369	MEALS & LODGING JURY	1,867.00	0.00	0.00	0.00	1,867.00	0.00
399	OTHER CONTRACTED SERVICES	107,195.00	37,271.73	30,241.68	6,369.90	61,503.32	18,528.60
OJ TOT	**********CONTRACTED SERVICES	136,062.00	37,271.73	34,345.79	7,944.49	86,266.21	21,304.78
429	INSTRUCTIONAL SUPPLIES	7,233.00	0.00	992.01	0.00	6,240.99	0.00
432	LIBRARY BOOKS	1,500.00	0.00	392.91	0.00	1,107.09	0.00
499	OTHER SUPPLIES & MATERIALS	16,660.00	0.00	108.88	0.00	16,551.12	778.40
OJ TOT	**********SUPPLIES & MATERIAL	25,393.00	0.00	1,493.80	0.00	23,899.20	778.40
524	IN-SERVICE/STAFF DEV	291,219.55	43,653.39	144,841.20	5,883.88	102,787.20	46,282.45
599	OTHER CHARGES	5,000.00	0.00	0.00	0.00	5,000.00	0.00
OJ TOT	**********OTHER CHARGES***	296,219.55	43,653.39	144,841.20	5,883.88	107,787.20	46,282.45
790	OTHER EQUIPMENT	7,400.00	0.00	0.00	0.00	7,400.00	0.00
OJ TOT	**********CAPITAL OUTLAY**	7,400.00	0.00	0.00	0.00	7,400.00	0.00
CC TOT	REGULAR INSTRUCTION PROGRAM	1,205,659.86	80,925.12	474,955.38	80,986.17	671,663.33	265,686.35

REPORT 240-100 FUND 142: SCHOOL FEDERAL PROJECTS

STATEMENT OF ENCUMBRANCES AND EXPENDITURES COMPARED WITH AUTHORIZATIONS

FOR THE PERIOD JULY 01, 2018 TO DECEMBER 31, 2018

COST CENTER 72220: SPECIAL EDUCATION PROGRAM

OBJECT	----------ACCOUNT TITLE----------	APPROPRIATION	OUTSTANDING ENCUMBRANCES	YEAR-TO-DATE EXPENDITURES	DECEMBER 18 EXPENDITURES	UNENCUMBERED BALANCE	LAST YR-TO-DATE EXPENDITURES
105	SUPERVISOR/DIRECTOR	181,600.00	0.00	42,696.27	7,425.44	138,903.73	46,236.49
124	PSYCHOLOGICAL PERSONNEL	118,900.00	0.00	50,818.17	9,665.58	68,081.83	60,607.20
161	SECRETARIES	42,000.00	0.00	6,851.20	0.00	35,148.80	18,638.40
162	74700	73,500.00	0.00	42,872.40	9,089.60	30,627.60	34,478.00
189	OTHER SALARIES & WAGES	9,000.00	0.00	5,025.00	0.00	3,975.00	1,600.00
OJ TOT	**********PERSONAL SERVICES*	425,000.00	0.00	148,263.04	26,180.62	276,736.96	161,560.09
201	SOCIAL SECURITY	20,531.00	0.00	8,922.91	1,578.48	11,608.09	9,844.13
204	STATE RETIREMENT	31,175.00	0.00	12,590.16	2,220.41	18,584.84	13,046.24
206	LIFE	350.00	0.00	132.80	26.56	217.20	177.00
207	HEALTH	30,500.00	0.00	12,550.00	2,510.00	17,950.00	16,106.00
208	DENTAL	850.00	0.00	342.80	68.56	507.20	531.36
212	MEDICARE	4,826.00	0.00	2,086.67	369.17	2,739.33	2,302.33
OJ TOT	**********EMPLOYEE BENEFITS*	88,232.00	0.00	36,625.34	6,773.18	51,606.66	42,007.06
399	OTHER CONTRACTED SERVICES	103,520.40	100,000.00	1,525.00	0.00	1,995.40	1,239.30
OJ TOT	**********CONTRACTED SERVICES	103,520.40	100,000.00	1,525.00	0.00	1,995.40	1,239.30
429	INSTRUCTIONAL SUPPLIES	7,668.00	0.00	5,666.95	0.00	2,001.05	1,574.96
499	OTHER SUPPLIES & MTL	7,620.29	0.00	3,000.00	0.00	4,620.29	3,250.00
OJ TOT	**********SUPPLIES & MATERIAL	15,288.29	0.00	8,666.95	0.00	6,621.34	4,824.96
524	IN-SERVICE/STAFF DEV	34,399.32	17,218.28	10,307.90	3,817.94	7,019.79	12,290.68
OJ TOT	**********OTHER CHARGES***	34,399.32	17,218.28	10,307.90	3,817.94	7,019.79	12,290.68
CC TOT	SPECIAL EDUCATION PROGRAM	666,440.01	117,218.28	205,388.23	36,771.74	343,980.15	221,922.09

REPORT 240-100 FUND 142: SCHOOL FEDERAL PROJECTS

STATEMENT OF ENCUMBRANCES AND EXPENDITURES COMPARED WITH AUTHORIZATIONS

FOR THE PERIOD JULY 01, 2018 TO DECEMBER 31, 2018

COST CENTER 72230: VOCATIONAL EDUCATION PROGRAM

OBJECT	----------ACCOUNT TITLE----------	APPROPRIATION	OUTSTANDING ENCUMBRANCES	YEAR-TO-DATE EXPENDITURES	DECEMBER 18 EXPENDITURES	UNENCUMBERED BALANCE	LAST YR-TO-DATE EXPENDITURES
355	TRAVEL	3,000.00	0.00	1,168.20	67.51	2,481.22	306.92
OJ TOT	**********CONTRACTED SERVICES	3,000.00	0.00	1,168.20	67.51	2,481.22	306.92
524	IN-SERVICE/STAFF DEV	3,000.00	0.00	1,801.26	0.00	1,198.74	1,288.82
OJ TOT	**********OTHER CHARGES***	3,000.00	0.00	1,801.26	0.00	1,198.74	1,288.82
CC TOT	VOCATIONAL EDUCATION PROGRAM	6,000.00	0.00	2,969.46	67.51	3,679.96	1,595.74

REPORT 240-100 FUND 142: SCHOOL FEDERAL PROJECTS

STATEMENT OF ENCUMBRANCES AND EXPENDITURES COMPARED WITH AUTHORIZATIONS

FOR THE PERIOD JULY 01, 2018 TO DECEMBER 31, 2018

COST CENTER 72710: TRANSPORTATION

OBJECT	----------ACCOUNT TITLE----------	APPROPRIATION	OUTSTANDING ENCUMBRANCES	YEAR-TO-DATE EXPENDITURES	DECEMBER 18 EXPENDITURES	UNENCUMBERED BALANCE	LAST YR-TO-DATE EXPENDITURES
313	CONTRACTS W PARENTS	2,000.00	0.00	496.90	202.44	1,503.10	440.38
399	OTHER CONTRACTED SERVICES	316,000.00	14,270.00	178,320.00	32,594.00	123,410.00	151,200.00
OJ TOT	**********CONTRACTED SERVICES	318,000.00	14,270.00	178,816.90	32,796.44	124,913.10	151,640.38
CC TOT	TRANSPORTATION	318,000.00	14,270.00	178,816.90	32,796.44	124,913.10	151,640.38

REPORT 240-100 FUND 142: SCHOOL FEDERAL PROJECTS

STATEMENT OF ENCUMBRANCES AND EXPENDITURES COMPARED WITH AUTHORIZATIONS

FOR THE PERIOD JULY 01, 2018 TO DECEMBER 31, 2018

COST CENTER 99100: TRANSFERS OUT

OBJECT	----------ACCOUNT TITLE----------	APPROPRIATION	OUTSTANDING ENCUMBRANCES	YEAR-TO-DATE EXPENDITURES	DECEMBER 18 EXPENDITURES	UNENCUMBERED BALANCE	LAST YR-TO-DATE EXPENDITURES
504	INDIRECT COSTS	3,850.00	0.00	0.00	0.00	3,850.00	0.00
OJ TOT	**********OTHER CHARGES***	3,850.00	0.00	0.00	0.00	3,850.00	0.00
CC TOT	TRANSFERS OUT	3,850.00	0.00	0.00	0.00	3,850.00	0.00
FD TOT	SCHOOL FEDERAL PROJECTS	6,651,177.51	268,082.33	2,674,545.88	520,766.90	3,740,422.39	2,402,603.12

REPORT 240-100 FUND 143: CENTRAL CAFETERIA

STATEMENT OF ENCUMBRANCES AND EXPENDITURES COMPARED WITH AUTHORIZATIONS

FOR THE PERIOD JULY 01, 2018 TO DECEMBER 31, 2018

COST CENTER 73100: FOOD SERVICE

OBJECT	----------ACCOUNT TITLE----------	APPROPRIATION	OUTSTANDING ENCUMBRANCES	YEAR-TO-DATE EXPENDITURES	DECEMBER 18 EXPENDITURES	UNENCUMBERED BALANCE	LAST YR-TO-DATE EXPENDITURES
105	SUPERVISOR	60,000.00	0.00	25,686.40	4,467.20	34,313.60	27,470.00
119	ACCOUNTANTS	45,500.00	0.00	19,485.59	3,388.80	26,014.41	19,980.00
165	CAFETERIA	2,124,000.00	0.00	869,592.46	172,314.11	1,254,407.54	895,473.15
OJ TOT	**********PERSONAL SERVICES*	2,229,500.00	0.00	914,764.45	180,170.11	1,314,735.55	942,923.15
201	SOCIAL SECURITY	140,000.00	0.00	53,465.77	10,544.36	86,534.23	56,183.82
204	STATE RETIREMENT	97,000.00	0.00	31,635.04	6,229.38	65,364.96	34,596.56
206	LIFE INSURANCE	2,000.00	0.00	694.30	142.31	1,305.70	711.63
207	HEALTH INSURANCE	400,000.00	0.00	156,681.88	32,840.13	243,318.12	169,922.45
208	DENTAL INSURANCE	11,000.00	0.00	2,961.36	591.33	8,038.64	5,038.52
212	MEDICARE	33,500.00	0.00	12,577.06	2,480.53	20,922.94	13,178.01
OJ TOT	**********EMPLOYEE BENEFITS*	683,500.00	0.00	258,015.41	52,828.04	425,484.59	279,630.99
320	DUES & MEMBERSHIPS	9,000.00	1,199.00	6,451.00	511.00	1,350.00	5,176.75
330	LEASE PAYMENTS	13,000.00	6,929.44	5,939.52	989.92	1,120.96	4,949.60
334	MAINTENANCE AGREEMENTS	52,000.00	25,561.70	25,385.70	5,014.74	1,132.60	25,313.70
336	MAINTENANCE AND REPAIR SERVICE	150,000.00	23,661.21	78,127.81	0.00	53,046.19	67,440.40
349	PRINTING	2,000.00	0.00	1,119.80	0.00	880.20	1,949.87
354	TRANSPORTATION OTHER THAN STUD	30,000.00	6,651.61	18,241.02	3,348.39	5,107.37	14,696.50
355	TRAVEL	7,000.00	0.00	1,124.03	97.68	5,875.97	2,288.30
361	PERMITS	2,000.00	0.00	1,680.00	0.00	320.00	1,680.00
399	OTHER CONTRACTED SERVICES	60,000.00	0.00	850.00	0.00	59,575.00	989.92
OJ TOT	**********CONTRACTED SERVICES	325,000.00	64,002.96	138,918.88	9,961.73	128,408.29	124,485.04
410	CUSTODIAL SUPPLIES	54,000.00	17,735.42	33,342.58	0.00	2,922.00	27,695.44
421	FOOD PREP SUPPLIES	135,000.00	11,762.34	77,758.80	3,710.14	45,478.86	59,916.75
422	FOOD	2,005,000.00	877,100.48	995,706.86	117,177.67	326,078.72	868,959.80
435	OFFICE SUPPLIES	5,000.00	1,097.68	2,882.12	160.54	1,022.76	3,819.56
451	UNIFORMS	3,000.00	1,438.16	561.84	0.00	2,277.58	575.56
469	USDA - COMMODITIES	400,000.00	0.00	0.00	0.00	400,000.00	0.00
471	SOFTWARE	15,000.00	0.00	14,954.00	0.00	46.00	13,419.00
499	OTHER SUPPLIES	4,000.00	991.45	2,218.55	0.00	1,075.51	2,600.43
OJ TOT	**********SUPPLIES & MATERIAL	2,621,000.00	910,125.53	1,127,424.75	121,048.35	778,901.43	976,986.54
513	WORKERS' COMPENSATION	66,500.00	0.00	66,500.00	66,500.00	0.00	0.00
524	IN-SERVICE/STAFF DEVELOPMENT	10,000.00	0.00	6,176.99	464.00	5,878.44	2,276.94
599	OTHER CHARGES	1,000.00	0.00	0.00	0.00	1,000.00	0.00
OJ TOT	**********OTHER CHARGES***	77,500.00	0.00	72,676.99	66,964.00	6,878.44	2,276.94
709	DATA PROCESSING EQUIPMENT	35,000.00	0.00	0.00	0.00	35,000.00	0.00
710	FOOD SERVICES EQUIPMENT	128,500.00	0.00	80,390.30	641.15	74,487.85	12,579.61
OJ TOT	**********CAPITAL OUTLAY**	163,500.00	0.00	80,390.30	641.15	109,487.85	12,579.61
CC TOT	FOOD SERVICE	6,100,000.00	974,128.49	2,592,190.78	431,613.38	2,763,896.15	2,338,882.27
FD TOT	CENTRAL CAFETERIA	6,100,000.00	974,128.49	2,592,190.78	431,613.38	2,763,896.15	2,338,882.27

REPORT 240-100 FUND 146: EXT. DAY CARE PROGRAM

STATEMENT OF ENCUMBRANCES AND EXPENDITURES COMPARED WITH AUTHORIZATIONS

FOR THE PERIOD JULY 01, 2018 TO DECEMBER 31, 2018

COST CENTER 73300: COMMUNITY SERVICES

OBJECT	----------ACCOUNT TITLE----------	APPROPRIATION	OUTSTANDING ENCUMBRANCES	YEAR-TO-DATE EXPENDITURES	DECEMBER 18 EXPENDITURES	UNENCUMBERED BALANCE	LAST YR-TO-DATE EXPENDITURES
103	ASSISTANT	91,500.00	0.00	39,164.40	6,811.20	52,335.60	40,160.00
166	CUSTODIAL PERSONNEL	90,000.00	0.00	0.00	0.00	90,000.00	0.00
169	PART-TIME PERSONNEL	980,000.00	0.00	418,770.17	67,374.19	561,229.83	423,594.01
OJ TOT	**********PERSONAL SERVICES*	1,161,500.00	0.00	457,934.57	74,185.39	703,565.43	463,754.01
201	SOCIAL SECURITY	73,000.00	0.00	27,185.96	4,367.89	45,814.04	27,661.65
204	STATE RETIREMENT	41,000.00	0.00	15,783.86	2,723.29	25,216.14	17,297.78
206	EMPLOYEE INSURANCE-LIFE	700.00	0.00	230.65	46.70	469.35	272.15
207	EMPLOYEE INSURANCE-HEALTH	150,000.00	0.00	51,275.69	10,526.47	98,724.31	54,631.21
208	EMPLOYEE INSURANCE-DENTAL	3,500.00	0.00	1,099.99	223.68	2,400.01	1,708.07
212	EMPLOYER MEDICARE LIABILITY	17,000.00	0.00	6,435.98	1,036.32	10,564.02	6,526.54
OJ TOT	**********EMPLOYEE BENEFITS*	285,200.00	0.00	102,012.13	18,924.35	183,187.87	108,097.40
315	CONTRACTS WITH VEHICLE OWNERS	20,000.00	0.00	5,233.00	0.00	14,767.00	4,014.00
330	LEASE PAYMENTS	5,000.00	2,404.50	2,173.05	362.10	612.45	1,926.00
355	TRAVEL	1,500.00	0.00	382.58	0.00	1,117.42	532.39
399	OTHER CONTRACTED SERVICES	35,000.00	2,298.50	14,040.45	0.00	29,485.68	13,197.89
OJ TOT	**********CONTRACTED SERVICES	61,500.00	4,703.00	21,829.08	362.10	45,982.55	19,670.28
422	FOOD SUPPLIES	80,000.00	22,389.14	33,403.92	4,036.80	29,482.26	33,294.94
429	INSTRUCTIONAL SUPPLIES	17,000.00	4,578.35	5,101.94	637.21	15,144.51	2,954.14
471	SOFTWARE	3,000.00	1,170.00	1,170.00	195.00	820.00	1,170.00
499	OTHER SUPPLIES	5,300.00	3,135.29	2,564.71	144.30	282.29	2,006.80
OJ TOT	**********SUPPLIES & MATERIAL	105,300.00	31,272.78	42,240.57	5,013.31	45,729.06	39,425.88
510	TRUSTEE'S COMMISSION	15,000.00	0.00	5,558.90	0.00	9,441.10	6,477.36
524	IN-SERVICE/STAFF DEVELOPMENT	1,500.00	0.00	0.00	0.00	2,205.00	295.00
599	OTHER CHARGES	1,000.00	0.00	0.00	0.00	1,000.00	0.00
OJ TOT	**********OTHER CHARGES***	17,500.00	0.00	5,558.90	0.00	12,646.10	6,772.36
709	DATA PROCESSING EQUIPMENT	1,500.00	0.00	0.00	0.00	1,500.00	0.00
790	OTHER EQUIPMENT	3,500.00	0.00	0.00	0.00	3,500.00	0.00
OJ TOT	**********CAPITAL OUTLAY**	5,000.00	0.00	0.00	0.00	5,000.00	0.00
CC TOT	COMMUNITY SERVICES	1,636,000.00	35,975.78	629,575.25	98,485.15	996,111.01	637,719.93
FD TOT	EXT. DAY CARE PROGRAM	1,636,000.00	35,975.78	629,575.25	98,485.15	996,111.01	637,719.93

REPORT 240-100 FUND 151: GENERAL DEBT SERVICE FUND

STATEMENT OF ENCUMBRANCES AND EXPENDITURES COMPARED WITH AUTHORIZATIONS

FOR THE PERIOD JULY 01, 2018 TO DECEMBER 31, 2018

COST CENTER 82110: GENERAL GOVERNMENT PRINCIPAL

OBJECT	----------ACCOUNT TITLE----------	APPROPRIATION	OUTSTANDING ENCUMBRANCES	YEAR-TO-DATE EXPENDITURES	DECEMBER 18 EXPENDITURES	UNENCUMBERED BALANCE	LAST YR-TO-DATE EXPENDITURES
601	PRINCIPAL ON BONDS	7,987,000.00	0.00	386,220.35	0.00	7,600,779.65	463,464.42
610	PRINCIPAL CAPITAL LEASE	330,000.00	0.00	329,375.76	0.00	624.24	316,798.84
612	PRINCIPAL ON LOANS	924,000.00	0.00	39,274.72	0.00	884,725.28	40,267.93
OJ TOT	**********DEBT SERVICES***	9,241,000.00	0.00	754,870.83	0.00	8,486,129.17	820,531.19
CC TOT	GENERAL GOVERNMENT PRINCIPAL	9,241,000.00	0.00	754,870.83	0.00	8,486,129.17	820,531.19

REPORT 240-100 FUND 151: GENERAL DEBT SERVICE FUND

STATEMENT OF ENCUMBRANCES AND EXPENDITURES COMPARED WITH AUTHORIZATIONS

FOR THE PERIOD JULY 01, 2018 TO DECEMBER 31, 2018

COST CENTER 82130: DEBT SERVICE - EDUCATION

OBJECT	----------ACCOUNT TITLE----------	APPROPRIATION	OUTSTANDING ENCUMBRANCES	YEAR-TO-DATE EXPENDITURES	DECEMBER 18 EXPENDITURES	UNENCUMBERED BALANCE	LAST YR-TO-DATE EXPENDITURES
610	PRINCIPAL ON CAPITAL LEASES	302,000.00	0.00	0.00	0.00	302,000.00	0.00
OJ TOT	**********DEBT SERVICES***	302,000.00	0.00	0.00	0.00	302,000.00	0.00
CC TOT	DEBT SERVICE - EDUCATION	302,000.00	0.00	0.00	0.00	302,000.00	0.00

REPORT 240-100 FUND 151: GENERAL DEBT SERVICE FUND

STATEMENT OF ENCUMBRANCES AND EXPENDITURES COMPARED WITH AUTHORIZATIONS

FOR THE PERIOD JULY 01, 2018 TO DECEMBER 31, 2018

COST CENTER 82210: GENERAL GOVERNMENT INTEREST

OBJECT	----------ACCOUNT TITLE----------	APPROPRIATION	OUTSTANDING ENCUMBRANCES	YEAR-TO-DATE EXPENDITURES	DECEMBER 18 EXPENDITURES	UNENCUMBERED BALANCE	LAST YR-TO-DATE EXPENDITURES
603	INTEREST ON BONDS	9,025,000.00	0.00	3,770,066.16	0.00	5,254,933.84	3,940,629.95
611	INTEREST CAPITAL LEASE	41,000.00	0.00	40,806.64	0.00	193.36	53,383.56
613	INTEREST ON LOANS	36,500.00	0.00	18,000.00	0.00	18,500.00	38,530.00
OJ TOT	**********DEBT SERVICES***	9,102,500.00	0.00	3,828,872.80	0.00	5,273,627.20	4,032,543.51
CC TOT	GENERAL GOVERNMENT INTEREST	9,102,500.00	0.00	3,828,872.80	0.00	5,273,627.20	4,032,543.51

REPORT 240-100 FUND 151: GENERAL DEBT SERVICE FUND

STATEMENT OF ENCUMBRANCES AND EXPENDITURES COMPARED WITH AUTHORIZATIONS

FOR THE PERIOD JULY 01, 2018 TO DECEMBER 31, 2018

COST CENTER 82230: EDUCATION INTEREST

OBJECT	----------ACCOUNT TITLE----------	APPROPRIATION	OUTSTANDING ENCUMBRANCES	YEAR-TO-DATE EXPENDITURES	DECEMBER 18 EXPENDITURES	UNENCUMBERED BALANCE	LAST YR-TO-DATE EXPENDITURES
611	INTEREST ON CAPITAL LEASES	34,000.00	0.00	0.00	0.00	34,000.00	0.00
OJ TOT	**********DEBT SERVICES***	34,000.00	0.00	0.00	0.00	34,000.00	0.00
CC TOT	EDUCATION INTEREST	34,000.00	0.00	0.00	0.00	34,000.00	0.00

REPORT 240-100 FUND 151: GENERAL DEBT SERVICE FUND

STATEMENT OF ENCUMBRANCES AND EXPENDITURES COMPARED WITH AUTHORIZATIONS

FOR THE PERIOD JULY 01, 2018 TO DECEMBER 31, 2018

COST CENTER 82310: GENERAL GOVERNMENT OTHER

OBJECT	----------ACCOUNT TITLE----------	APPROPRIATION	OUTSTANDING ENCUMBRANCES	YEAR-TO-DATE EXPENDITURES	DECEMBER 18 EXPENDITURES	UNENCUMBERED BALANCE	LAST YR-TO-DATE EXPENDITURES
324	FINANCIAL ADVISORY SERVICES	20,000.00	0.00	6,000.00	0.00	14,000.00	6,000.00
OJ TOT	**********CONTRACTED SERVICES	20,000.00	0.00	6,000.00	0.00	14,000.00	6,000.00
510	TRUSTEE COMMISSIONS	434,000.00	0.00	282,313.21	0.00	151,686.79	285,015.86
599	OTHER CHARGES	3,000.00	0.00	0.00	0.00	3,000.00	0.00
OJ TOT	**********OTHER CHARGES***	437,000.00	0.00	282,313.21	0.00	154,686.79	285,015.86
699	OTHER DEBT SERVICE	20,000.00	0.00	7,951.65	0.00	12,048.35	8,941.98
OJ TOT	**********DEBT SERVICES***	20,000.00	0.00	7,951.65	0.00	12,048.35	8,941.98
CC TOT	GENERAL GOVERNMENT OTHER	477,000.00	0.00	296,264.86	0.00	180,735.14	299,957.84

REPORT 240-100 FUND 151: GENERAL DEBT SERVICE FUND

STATEMENT OF ENCUMBRANCES AND EXPENDITURES COMPARED WITH AUTHORIZATIONS

FOR THE PERIOD JULY 01, 2018 TO DECEMBER 31, 2018

COST CENTER 82330: EDUCATION DEBT SERVICE CONTRIBUTION PG

OBJECT	----------ACCOUNT TITLE----------	APPROPRIATION	OUTSTANDING ENCUMBRANCES	YEAR-TO-DATE EXPENDITURES	DECEMBER 18 EXPENDITURES	UNENCUMBERED BALANCE	LAST YR-TO-DATE EXPENDITURES
316	CONTRIBUTIONS	0.00	0.00	0.00	0.00	0.00	1,272,000.00
OJ TOT	**********CONTRACTED SERVICES	0.00	0.00	0.00	0.00	0.00	1,272,000.00
CC TOT	EDUCATION DEBT SERVICE CONTRIB	0.00	0.00	0.00	0.00	0.00	1,272,000.00
FD TOT	GENERAL DEBT SERVICE FUND	19,156,500.00	0.00	4,880,008.49	0.00	14,276,491.51	6,425,032.54

REPORT 240-100 FUND 176: HIGHWAY CAPITAL PROJECTS

STATEMENT OF ENCUMBRANCES AND EXPENDITURES COMPARED WITH AUTHORIZATIONS

FOR THE PERIOD JULY 01, 2018 TO DECEMBER 31, 2018

COST CENTER 91200: HIGHWAY & STREET CAPITAL PROJECTS

OBJECT	----------ACCOUNT TITLE----------	APPROPRIATION	OUTSTANDING ENCUMBRANCES	YEAR-TO-DATE EXPENDITURES	DECEMBER 18 EXPENDITURES	UNENCUMBERED BALANCE	LAST YR-TO-DATE EXPENDITURES
399	OTHER CONTRACTED SERVICES	750,000.00	488,559.75	81,095.75	37,375.77	180,344.50	0.00
OJ TOT	**********CONTRACTED SERVICES	750,000.00	488,559.75	81,095.75	37,375.77	180,344.50	0.00
CC TOT	HIGHWAY & STREET CAPITAL PROJE	750,000.00	488,559.75	81,095.75	37,375.77	180,344.50	0.00
FD TOT	HIGHWAY CAPITAL PROJECTS	750,000.00	488,559.75	81,095.75	37,375.77	180,344.50	0.00

REPORT 240-100 FUND 177: EDUCATION CAPITAL PROJECTS

STATEMENT OF ENCUMBRANCES AND EXPENDITURES COMPARED WITH AUTHORIZATIONS

FOR THE PERIOD JULY 01, 2018 TO DECEMBER 31, 2018

COST CENTER 82330: EDUCATION DEBT SERVICE CONTRIBUTION PG

OBJECT	----------ACCOUNT TITLE----------	APPROPRIATION	OUTSTANDING ENCUMBRANCES	YEAR-TO-DATE EXPENDITURES	DECEMBER 18 EXPENDITURES	UNENCUMBERED BALANCE	LAST YR-TO-DATE EXPENDITURES
620	0.0	189,800.00	0.00	0.00	0.00	189,800.00	0.00
OJ TOT	**********DEBT SERVICES***	189,800.00	0.00	0.00	0.00	189,800.00	0.00
CC TOT	EDUCATION DEBT SERVICE CONTRIB	189,800.00	0.00	0.00	0.00	189,800.00	0.00

REPORT 240-100 FUND 177: EDUCATION CAPITAL PROJECTS

STATEMENT OF ENCUMBRANCES AND EXPENDITURES COMPARED WITH AUTHORIZATIONS

FOR THE PERIOD JULY 01, 2018 TO DECEMBER 31, 2018

COST CENTER 91300: EDUCATION CAPITAL PROJECTS

OBJECT	----------ACCOUNT TITLE----------	APPROPRIATION	OUTSTANDING ENCUMBRANCES	YEAR-TO-DATE EXPENDITURES	DECEMBER 18 EXPENDITURES	UNENCUMBERED BALANCE	LAST YR-TO-DATE EXPENDITURES
304	ARCHITECTS	97,500.00	0.00	2,700.00	2,700.00	94,800.00	25,994.00
OJ TOT	**********CONTRACTED SERVICES	97,500.00	0.00	2,700.00	2,700.00	94,800.00	25,994.00
510	TRUSTEES COMMISSION	35,000.00	0.00	22,960.72	0.00	12,039.28	23,398.58
OJ TOT	**********OTHER CHARGES***	35,000.00	0.00	22,960.72	0.00	12,039.28	23,398.58
707	BUILDING IMPROVEMENTS	655,700.00	31,616.69	90,718.07	0.00	583,662.24	472,286.00
712	HEATING & AIR CONDITIONING	576,000.00	159,131.78	231,800.98	102,399.48	193,698.24	178,150.00
799	OTHER CAPITAL OUTLAY	170,000.00	32,720.00	0.00	0.00	137,280.00	204,788.35
OJ TOT	**********CAPITAL OUTLAY**	1,401,700.00	223,468.47	322,519.05	102,399.48	914,640.48	855,224.35
CC TOT	EDUCATION CAPITAL PROJECTS	1,534,200.00	223,468.47	348,179.77	105,099.48	1,021,479.76	904,616.93

REPORT 240-100 FUND 177: EDUCATION CAPITAL PROJECTS

STATEMENT OF ENCUMBRANCES AND EXPENDITURES COMPARED WITH AUTHORIZATIONS

FOR THE PERIOD JULY 01, 2018 TO DECEMBER 31, 2018

COST CENTER 91301: EDUCATION CAPITAL PROJECTS

OBJECT	----------ACCOUNT TITLE----------	APPROPRIATION	OUTSTANDING ENCUMBRANCES	YEAR-TO-DATE EXPENDITURES	DECEMBER 18 EXPENDITURES	UNENCUMBERED BALANCE	LAST YR-TO-DATE EXPENDITURES
707	BUILDING IMPROVEMENTS	0.00	0.00	10,264.00	0.00	0.00	0.00
710	FOOD SERVICE EQUIPMENT	0.00	0.00	130,844.44	0.00	611.66	0.00
712	HEATING & AIR CONDITIONING	0.00	0.00	82,580.00	0.00	3,640.00	365,460.42
799	OTHER CAPITAL OUTLAY	0.00	0.00	0.00	0.00	0.00	329,360.00
OJ TOT	**********CAPITAL OUTLAY**	0.00	0.00	223,688.44	0.00	4,251.66	694,820.42
CC TOT	EDUCATION CAPITAL PROJECTS	0.00	0.00	223,688.44	0.00	4,251.66	694,820.42
FD TOT	EDUCATION CAPITAL PROJECTS	1,724,000.00	223,468.47	571,868.21	105,099.48	1,215,531.42	1,599,437.35

REPORT 240-100 FUND 189: GENERAL CONSTRUCTION PROJECTS

STATEMENT OF ENCUMBRANCES AND EXPENDITURES COMPARED WITH AUTHORIZATIONS

FOR THE PERIOD JULY 01, 2018 TO DECEMBER 31, 2018

COST CENTER 91110: GENERAL ADMINISTRATION PROJECTS

OBJECT	----------ACCOUNT TITLE----------	APPROPRIATION	OUTSTANDING ENCUMBRANCES	YEAR-TO-DATE EXPENDITURES	DECEMBER 18 EXPENDITURES	UNENCUMBERED BALANCE	LAST YR-TO-DATE EXPENDITURES
709	DATA PROCESSING EQUIPMENT	1,672,734.00	946,299.03	477,754.57	57,879.48	489,737.67	586,977.96
OJ TOT	**********CAPITAL OUTLAY**	1,672,734.00	946,299.03	477,754.57	57,879.48	489,737.67	586,977.96
CC TOT	GENERAL ADMINISTRATION PROJECT	1,672,734.00	946,299.03	477,754.57	57,879.48	489,737.67	586,977.96

REPORT 240-100 FUND 189: GENERAL CONSTRUCTION PROJECTS

STATEMENT OF ENCUMBRANCES AND EXPENDITURES COMPARED WITH AUTHORIZATIONS

FOR THE PERIOD JULY 01, 2018 TO DECEMBER 31, 2018

COST CENTER 91120: ADM OF JUSTICE PROJECTS

OBJECT	----------ACCOUNT TITLE----------	APPROPRIATION	OUTSTANDING ENCUMBRANCES	YEAR-TO-DATE EXPENDITURES	DECEMBER 18 EXPENDITURES	UNENCUMBERED BALANCE	LAST YR-TO-DATE EXPENDITURES
709	DATA PROCESSING EQUIPMENT	0.00	115,813.00	0.00	0.00	0.00	0.00
716	LAW ENFORCEMENT EQUIPMENT - BC	0.00	21,057.22-	21,057.22	0.00	0.00	335,617.92
OJ TOT	**********CAPITAL OUTLAY**	0.00	94,755.78	21,057.22	0.00	0.00	335,617.92
CC TOT	ADM OF JUSTICE PROJECTS	0.00	94,755.78	21,057.22	0.00	0.00	335,617.92

REPORT 240-100 FUND 189: GENERAL CONSTRUCTION PROJECTS

STATEMENT OF ENCUMBRANCES AND EXPENDITURES COMPARED WITH AUTHORIZATIONS

FOR THE PERIOD JULY 01, 2018 TO DECEMBER 31, 2018

COST CENTER 91130: PUBLIC SAFETY PROJECTS

OBJECT	----------ACCOUNT TITLE----------	APPROPRIATION	OUTSTANDING ENCUMBRANCES	YEAR-TO-DATE EXPENDITURES	DECEMBER 18 EXPENDITURES	UNENCUMBERED BALANCE	LAST YR-TO-DATE EXPENDITURES
790	OTHER EQUIPMENT - PARKS & REC	72,500.00	0.00	0.00	0.00	72,500.00	4,800.00
OJ TOT	**********CAPITAL OUTLAY**	72,500.00	0.00	0.00	0.00	72,500.00	4,800.00
CC TOT	PUBLIC SAFETY PROJECTS	72,500.00	0.00	0.00	0.00	72,500.00	4,800.00

REPORT 240-100 FUND 189: GENERAL CONSTRUCTION PROJECTS

STATEMENT OF ENCUMBRANCES AND EXPENDITURES COMPARED WITH AUTHORIZATIONS

FOR THE PERIOD JULY 01, 2018 TO DECEMBER 31, 2018

COST CENTER 91190: OTHER GENERAL GOVERNMENT PROJECTS

OBJECT	----------ACCOUNT TITLE----------	APPROPRIATION	OUTSTANDING ENCUMBRANCES	YEAR-TO-DATE EXPENDITURES	DECEMBER 18 EXPENDITURES	UNENCUMBERED BALANCE	LAST YR-TO-DATE EXPENDITURES
723	RIGHT-OF-WAY	886,324.00	0.00	0.00	0.00	886,324.00	0.00
799	OTHER CAPITAL OUTLAY - ECON DE	624,147.00	0.00	624,147.00	0.00	0.00	0.00
OJ TOT	**********CAPITAL OUTLAY**	1,510,471.00	0.00	624,147.00	0.00	886,324.00	0.00
CC TOT	OTHER GENERAL GOVERNMENT PROJE	1,510,471.00	0.00	624,147.00	0.00	886,324.00	0.00

REPORT 240-100 FUND 189: GENERAL CONSTRUCTION PROJECTS

STATEMENT OF ENCUMBRANCES AND EXPENDITURES COMPARED WITH AUTHORIZATIONS

FOR THE PERIOD JULY 01, 2018 TO DECEMBER 31, 2018

COST CENTER 91200: HIGHWAY & STREET CAPITAL PROJECTS

OBJECT	----------ACCOUNT TITLE----------	APPROPRIATION	OUTSTANDING ENCUMBRANCES	YEAR-TO-DATE EXPENDITURES	DECEMBER 18 EXPENDITURES	UNENCUMBERED BALANCE	LAST YR-TO-DATE EXPENDITURES
705	BRIDGE CONSTRUCTION	12,657.00	0.00	85,688.75	0.00	0.00	0.00
OJ TOT	**********CAPITAL OUTLAY**	12,657.00	0.00	85,688.75	0.00	0.00	0.00
CC TOT	HIGHWAY & STREET CAPITAL PROJE	12,657.00	0.00	85,688.75	0.00	0.00	0.00

REPORT 240-100 FUND 189: GENERAL CONSTRUCTION PROJECTS

STATEMENT OF ENCUMBRANCES AND EXPENDITURES COMPARED WITH AUTHORIZATIONS

FOR THE PERIOD JULY 01, 2018 TO DECEMBER 31, 2018

COST CENTER 91300: EDUCATION CAPITAL PROJECTS

OBJECT	----------ACCOUNT TITLE----------	APPROPRIATION	OUTSTANDING ENCUMBRANCES	YEAR-TO-DATE EXPENDITURES	DECEMBER 18 EXPENDITURES	UNENCUMBERED BALANCE	LAST YR-TO-DATE EXPENDITURES
708	COMMUNICATION EQUIPMENT	0.00	1,690.00	0.00	0.00	0.00	0.00
OJ TOT	**********CAPITAL OUTLAY**	0.00	1,690.00	0.00	0.00	0.00	0.00
CC TOT	EDUCATION CAPITAL PROJECTS	0.00	1,690.00	0.00	0.00	0.00	0.00
FD TOT	GENERAL CONSTRUCTION PROJECTS	3,268,362.00	1,042,744.81	1,208,647.54	57,879.48	1,448,561.67	927,395.88

REPORT 240-100 FUND 263: GENERAL LIABILITY

STATEMENT OF ENCUMBRANCES AND EXPENDITURES COMPARED WITH AUTHORIZATIONS

FOR THE PERIOD JULY 01, 2018 TO DECEMBER 31, 2018

COST CENTER 58900: MISCELLANEOUS

OBJECT	----------ACCOUNT TITLE----------	APPROPRIATION	OUTSTANDING ENCUMBRANCES	YEAR-TO-DATE EXPENDITURES	DECEMBER 18 EXPENDITURES	UNENCUMBERED BALANCE	LAST YR-TO-DATE EXPENDITURES
325	FISCAL AGENT CHARGES	21,491.00	0.00	0.00	0.00	21,491.00	17,915.60
331	LEGAL FEES	2,500.00	0.00	0.00	0.00	2,500.00	2,067.50
OJ TOT	**********CONTRACTED SERVICES	23,991.00	0.00	0.00	0.00	23,991.00	19,983.10
502	BUILDING AND CONTENTS INS	400,000.00	0.00	324,845.00	0.00	75,155.00	358,299.00
506	LIABILITY INSURANCE	58,734.00	0.00	35,670.86	0.00	23,063.14	22,329.86
516	SELF-INSURED CLAIMS	500,000.00	0.00	549,910.00	74,000.00	49,910.00-	255,715.00
599	OTHER CHARGES	20,569.00	0.00	8,130.92	0.00	14,164.00	8,703.01
OJ TOT	**********OTHER CHARGES***	979,303.00	0.00	918,556.78	74,000.00	62,472.14	645,046.87
CC TOT	MISCELLANEOUS	1,003,294.00	0.00	918,556.78	74,000.00	86,463.14	665,029.97

REPORT 240-100 FUND 263: GENERAL LIABILITY

STATEMENT OF ENCUMBRANCES AND EXPENDITURES COMPARED WITH AUTHORIZATIONS

FOR THE PERIOD JULY 01, 2018 TO DECEMBER 31, 2018

COST CENTER 99100: TRANSFERS OUT

OBJECT	----------ACCOUNT TITLE----------	APPROPRIATION	OUTSTANDING ENCUMBRANCES	YEAR-TO-DATE EXPENDITURES	DECEMBER 18 EXPENDITURES	UNENCUMBERED BALANCE	LAST YR-TO-DATE EXPENDITURES
590	TRANSFERS TO OTHER FUNDS	78,936.00	0.00	0.00	0.00	78,936.00	0.00
OJ TOT	**********OTHER CHARGES***	78,936.00	0.00	0.00	0.00	78,936.00	0.00
CC TOT	TRANSFERS OUT	78,936.00	0.00	0.00	0.00	78,936.00	0.00
FD TOT	GENERAL LIABILITY	1,082,230.00	0.00	918,556.78	74,000.00	165,399.14	665,029.97

REPORT 240-100 FUND 264: EMPLOYEE BENEFIT FUND - HEALTH & LIFE

STATEMENT OF ENCUMBRANCES AND EXPENDITURES COMPARED WITH AUTHORIZATIONS

FOR THE PERIOD JULY 01, 2018 TO DECEMBER 31, 2018

COST CENTER 58600: EMPLOYEE BENEFITS

OBJECT	----------ACCOUNT TITLE----------	APPROPRIATION	OUTSTANDING ENCUMBRANCES	YEAR-TO-DATE EXPENDITURES	DECEMBER 18 EXPENDITURES	UNENCUMBERED BALANCE	LAST YR-TO-DATE EXPENDITURES
207	EMPLOYEE INSURANCE - HEALTH	750,000.00	0.00	216,074.30	131,052.57	533,925.70	173,459.33
OJ TOT	**********EMPLOYEE BENEFITS*	750,000.00	0.00	216,074.30	131,052.57	533,925.70	173,459.33
312	CONTRACTS W/PRIVATE AGCY	310,000.00	0.00	148,455.00	25,598.00	161,545.00	103,988.00
325	FISCAL AGENT CHARGES	500,000.00	0.00	196,471.25	112,864.40	303,528.75	159,784.73
OJ TOT	**********CONTRACTED SERVICES	810,000.00	0.00	344,926.25	138,462.40	465,073.75	263,772.73
499	OTHER SUPPLIES & MATERIALS	0.00	1,808.02	2,208.02-	0.00	3,162.86	1,855.85
OJ TOT	**********SUPPLIES & MATERIAL	0.00	1,808.02	2,208.02-	0.00	3,162.86	1,855.85
507	MEDICAL CLAIMS	18,390,413.00	0.00	8,174,580.98	473,077.39	10,215,832.02	8,276,828.49
530	FINES, ASSESSMENTS, AND PENALT	13,540.00	0.00	12,008.38	4,035.80	1,531.62	8,375.56
OJ TOT	**********OTHER CHARGES***	18,403,953.00	0.00	8,186,589.36	477,113.19	10,217,363.64	8,285,204.05
CC TOT	EMPLOYEE BENEFITS	19,963,953.00	1,808.02	8,745,381.89	746,628.16	11,219,525.95	8,724,291.96

REPORT 240-100 FUND 264: EMPLOYEE BENEFIT FUND - HEALTH & LIFE

STATEMENT OF ENCUMBRANCES AND EXPENDITURES COMPARED WITH AUTHORIZATIONS

FOR THE PERIOD JULY 01, 2018 TO DECEMBER 31, 2018

COST CENTER 99100: TRANSFERS OUT

OBJECT	----------ACCOUNT TITLE----------	APPROPRIATION	OUTSTANDING ENCUMBRANCES	YEAR-TO-DATE EXPENDITURES	DECEMBER 18 EXPENDITURES	UNENCUMBERED BALANCE	LAST YR-TO-DATE EXPENDITURES
590	TRANSFERS TO OTHER FUNDS	75,635.00	0.00	0.00	0.00	75,635.00	0.00
OJ TOT	**********OTHER CHARGES***	75,635.00	0.00	0.00	0.00	75,635.00	0.00
CC TOT	TRANSFERS OUT	75,635.00	0.00	0.00	0.00	75,635.00	0.00
FD TOT	EMPLOYEE BENEFIT FUND - HEALTH	20,039,588.00	1,808.02	8,745,381.89	746,628.16	11,295,160.95	8,724,291.96

REPORT 240-100 FUND 266: WORKER'S COMPENSATION FUND

STATEMENT OF ENCUMBRANCES AND EXPENDITURES COMPARED WITH AUTHORIZATIONS

FOR THE PERIOD JULY 01, 2018 TO DECEMBER 31, 2018

COST CENTER 58600: EMPLOYEE BENEFITS

OBJECT	----------ACCOUNT TITLE----------	APPROPRIATION	OUTSTANDING ENCUMBRANCES	YEAR-TO-DATE EXPENDITURES	DECEMBER 18 EXPENDITURES	UNENCUMBERED BALANCE	LAST YR-TO-DATE EXPENDITURES
325	FISCAL AGENT CHARGES	35,000.00	0.00	6,250.00	0.00	28,750.00	6,623.40
OJ TOT	**********CONTRACTED SERVICES	35,000.00	0.00	6,250.00	0.00	28,750.00	6,623.40
507	MEDICAL CLAIMS	812,516.00	0.00	204,057.66	60,000.00	608,458.34	129,608.33
513	WORKERS' COMPENSATION INS	150,000.00	0.00	149,685.00	0.00	315.00	125,420.00
OJ TOT	**********OTHER CHARGES***	962,516.00	0.00	353,742.66	60,000.00	608,773.34	255,028.33
CC TOT	EMPLOYEE BENEFITS	997,516.00	0.00	359,992.66	60,000.00	637,523.34	261,651.73

REPORT 240-100 FUND 266: WORKER'S COMPENSATION FUND

STATEMENT OF ENCUMBRANCES AND EXPENDITURES COMPARED WITH AUTHORIZATIONS

FOR THE PERIOD JULY 01, 2018 TO DECEMBER 31, 2018

COST CENTER 99100: TRANSFERS OUT

OBJECT	----------ACCOUNT TITLE----------	APPROPRIATION	OUTSTANDING ENCUMBRANCES	YEAR-TO-DATE EXPENDITURES	DECEMBER 18 EXPENDITURES	UNENCUMBERED BALANCE	LAST YR-TO-DATE EXPENDITURES
590	TRANSFERS TO OTHER FUNDS	78,936.00	0.00	0.00	0.00	78,936.00	0.00
OJ TOT	**********OTHER CHARGES***	78,936.00	0.00	0.00	0.00	78,936.00	0.00
CC TOT	TRANSFERS OUT	78,936.00	0.00	0.00	0.00	78,936.00	0.00
FD TOT	WORKER'S COMPENSATION FUND	1,076,452.00	0.00	359,992.66	60,000.00	716,459.34	261,651.73

REPORT 240-100 FUND 351: CITIES-SALES TAX

STATEMENT OF ENCUMBRANCES AND EXPENDITURES COMPARED WITH AUTHORIZATIONS

FOR THE PERIOD JULY 01, 2018 TO DECEMBER 31, 2018

COST CENTER 58700: PAYMENTS TO CITIES

OBJECT	----------ACCOUNT TITLE----------	APPROPRIATION	OUTSTANDING ENCUMBRANCES	YEAR-TO-DATE EXPENDITURES	DECEMBER 18 EXPENDITURES	UNENCUMBERED BALANCE	LAST YR-TO-DATE EXPENDITURES
358	REMITTANCE OF REVENUES COLLECT	21,500,000.00	0.00	9,125,670.71	0.00	12,374,329.29	10,776,137.72
OJ TOT	**********CONTRACTED SERVICES	21,500,000.00	0.00	9,125,670.71	0.00	12,374,329.29	10,776,137.72
510	TRUSTEES COMMISSION	217,800.00	0.00	92,178.50	0.00	125,621.50	108,849.86
OJ TOT	**********OTHER CHARGES***	217,800.00	0.00	92,178.50	0.00	125,621.50	108,849.86
CC TOT	PAYMENTS TO CITIES	21,717,800.00	0.00	9,217,849.21	0.00	12,499,950.79	10,884,987.58
FD TOT	CITIES-SALES TAX	21,717,800.00	0.00	9,217,849.21	0.00	12,499,950.79	10,884,987.58

REPORT 240-100 FUND 355: CITY SCHOOL ADA-NO 1

STATEMENT OF ENCUMBRANCES AND EXPENDITURES COMPARED WITH AUTHORIZATIONS

FOR THE PERIOD JULY 01, 2018 TO DECEMBER 31, 2018

COST CENTER 58700: PAYMENTS TO CITIES

OBJECT	----------ACCOUNT TITLE----------	APPROPRIATION	OUTSTANDING ENCUMBRANCES	YEAR-TO-DATE EXPENDITURES	DECEMBER 18 EXPENDITURES	UNENCUMBERED BALANCE	LAST YR-TO-DATE EXPENDITURES
358	REMITTANCE OF REVENUE COLLECTE	6,550,000.00	0.00	4,578,034.52	0.00	1,971,965.48	4,780,341.40
OJ TOT	**********CONTRACTED SERVICES	6,550,000.00	0.00	4,578,034.52	0.00	1,971,965.48	4,780,341.40
510	TRUSTEES COMMISSION	113,000.00	0.00	80,601.04	0.00	32,398.96	83,068.76
OJ TOT	**********OTHER CHARGES***	113,000.00	0.00	80,601.04	0.00	32,398.96	83,068.76
CC TOT	PAYMENTS TO CITIES	6,663,000.00	0.00	4,658,635.56	0.00	2,004,364.44	4,863,410.16
FD TOT	CITY SCHOOL ADA-NO 1	6,663,000.00	0.00	4,658,635.56	0.00	2,004,364.44	4,863,410.16

REPORT 240-100 FUND 356: CITY SCHOOL ADA-NO 2

STATEMENT OF ENCUMBRANCES AND EXPENDITURES COMPARED WITH AUTHORIZATIONS

FOR THE PERIOD JULY 01, 2018 TO DECEMBER 31, 2018

COST CENTER 58700: PAYMENTS TO CITIES

OBJECT	----------ACCOUNT TITLE----------	APPROPRIATION	OUTSTANDING ENCUMBRANCES	YEAR-TO-DATE EXPENDITURES	DECEMBER 18 EXPENDITURES	UNENCUMBERED BALANCE	LAST YR-TO-DATE EXPENDITURES
358	REMITTANCE OF REVENUE COLLECTE	17,000,000.00	0.00	12,349,537.37	0.00	4,650,462.63	12,701,353.47
OJ TOT	**********CONTRACTED SERVICES	17,000,000.00	0.00	12,349,537.37	0.00	4,650,462.63	12,701,353.47
510	TRUSTEES COMMISSION	300,000.00	0.00	218,652.38	0.00	81,347.62	222,093.03
OJ TOT	**********OTHER CHARGES***	300,000.00	0.00	218,652.38	0.00	81,347.62	222,093.03
CC TOT	PAYMENTS TO CITIES	17,300,000.00	0.00	12,568,189.75	0.00	4,731,810.25	12,923,446.50
FD TOT	CITY SCHOOL ADA-NO 2	17,300,000.00	0.00	12,568,189.75	0.00	4,731,810.25	12,923,446.50

REPORT 240-100 FUND 363: JUDICIAL DRUG FUND

STATEMENT OF ENCUMBRANCES AND EXPENDITURES COMPARED WITH AUTHORIZATIONS

FOR THE PERIOD JULY 01, 2018 TO DECEMBER 31, 2018

COST CENTER 54150: DRUG ENFORCEMENT

OBJECT	----------ACCOUNT TITLE----------	APPROPRIATION	OUTSTANDING ENCUMBRANCES	YEAR-TO-DATE EXPENDITURES	DECEMBER 18 EXPENDITURES	UNENCUMBERED BALANCE	LAST YR-TO-DATE EXPENDITURES
187	OVERTIME PAY	33,000.00	0.00	0.00	0.00	33,000.00	0.00
OJ TOT	**********PERSONAL SERVICES*	33,000.00	0.00	0.00	0.00	33,000.00	0.00
305	AUDIT SERVICES	2,000.00	0.00	1,748.00	0.00	252.00	1,647.00
307	COMMUNICATION	25,000.00	0.00	12,049.06	4,447.55	12,950.94	11,367.04
317	DATA PROCESSING SERVICES	4,400.00	0.00	0.00	0.00	4,400.00	0.00
319	DRUG CONTROL PAYMENTS	30,000.00	0.00	30,000.00	10,000.00	0.00	10,000.00
320	DUES & MEMBERSHIPS	600.00	0.00	385.00	0.00	215.00	420.00
328	JANITORIAL SERVICES	3,250.00	1,875.00	1,375.00	250.00	0.00	1,375.00
330	LEASE PAYMENTS	2,800.00	1,852.68	1,144.41	0.00	4.42	1,172.67
333	LICENSES	1,150.00	0.00	695.50	0.00	454.50	735.00
334	MAINTENANCE AGREEMENTS	1,305.00	896.00	699.00	25.00	100.00	584.00
336	MAINT & REPAIR SERV-EQUIPMENT	800.00	0.00	204.00	0.00	756.00	0.00
338	AUTOMOBILE REPAIR	3,298.00	0.00	254.00	0.00	3,044.00	3,688.07
347	PEST CONTROL	425.00	0.00	410.40	0.00	14.60	410.40
348	POSTAL CHARGES	500.00	0.00	170.81	0.00	329.19	163.38
349	PRINTING-STATIONERY & FORMS	1,202.00	0.00	1,201.98	0.00	0.02	372.87
351	RENTALS	240.00	0.00	240.00	0.00	0.00	240.00
355	TRAVEL	14,650.00	671.40	8,154.25	421.71-	6,223.81	9,456.45
356	TUITION	4,000.00	0.00	2,585.00	0.00	1,415.00	2,870.00
399	OTHER CONTRACTED SERVICES	75.00	0.00	0.00	0.00	75.00	590.00
OJ TOT	**********CONTRACTED SERVICES	95,695.00	5,295.08	61,316.41	14,300.84	30,234.48	45,091.88
410	CUSTODIAL SUPPLIES	500.00	194.24	305.76	0.00	0.00	327.44
431	LAW ENFORCEMENT SUPPLIES	675.96	464.56	2,282.83	104.76	30.00	3,035.91
435	OFFICE SUPPLIES	2,500.00	289.75	1,399.06	0.00	950.75	668.59
450	TIRES & TUBES	2,000.00	0.00	952.64	0.00	1,047.36	0.00
452	UTILITIES	7,000.00	0.00	2,469.70	290.12	4,530.30	2,668.79
453	VEHICLE PARTS	1,000.00	0.00	0.00	0.00	1,000.00	0.00
OJ TOT	**********SUPPLIES & MATERIAL	13,675.96	948.55	7,409.99	394.88	7,558.41	6,700.73
506	LIABILITY INSURANCE	5,000.00	0.00	0.00	0.00	5,000.00	0.00
508	PREMIUMS-CORPORATE SURETY	500.00	0.00	262.50	262.50	237.50	262.50
510	TRUSTEES COMMISSION	1,500.00	0.00	660.29	0.00	839.71	418.40
536	HAZARDOUS WASTE CLEANUP	500.00	0.00	0.00	0.00	500.00	0.00
599	OTHER CHARGES	500.00	0.00	373.43	170.96	126.57	10.50
OJ TOT	**********OTHER CHARGES***	8,000.00	0.00	1,296.22	433.46	6,703.78	691.40
709	DATA PROCESSING EQUIPMENT	3,000.00	0.00	0.00	0.00	3,000.00	0.00
716	LAW ENFORCEMENT EQUIPMENT	7,500.00	0.00	6,722.00	0.00	778.00	4,042.32
790	OTHER EQUIPMENT	500.00	0.00	0.00	0.00	500.00	625.00
OJ TOT	**********CAPITAL OUTLAY**	11,000.00	0.00	6,722.00	0.00	4,278.00	4,667.32
CC TOT	DRUG ENFORCEMENT	161,370.96	6,243.63	76,744.62	15,129.18	81,774.67	57,151.33

REPORT 240-100 FUND 363: JUDICIAL DRUG FUND

STATEMENT OF ENCUMBRANCES AND EXPENDITURES COMPARED WITH AUTHORIZATIONS

FOR THE PERIOD JULY 01, 2018 TO DECEMBER 31, 2018

COST CENTER 91130: PUBLIC SAFETY PROJECTS

OBJECT	----------ACCOUNT TITLE----------	APPROPRIATION	OUTSTANDING ENCUMBRANCES	YEAR-TO-DATE EXPENDITURES	DECEMBER 18 EXPENDITURES	UNENCUMBERED BALANCE	LAST YR-TO-DATE EXPENDITURES
706	BUILDING CONSTRUCTION	0.00	35,069.75	37,106.65	4,856.45	211.80	121,264.81
712	HEATING & AIR CONDITIONING	9,319.04	0.00	7,525.04	0.00	1,794.00	0.00
716	LAW ENFORCEMENT EQUIPMENT	31,000.00	0.00	0.00	0.00	31,000.00	49,236.81
718	MOTOR VEHICLES	39,000.00	38,985.00	0.00	0.00	15.00	0.00
OJ TOT	**********CAPITAL OUTLAY**	79,319.04	74,054.75	44,631.69	4,856.45	33,020.80	170,501.62
CC TOT	PUBLIC SAFETY PROJECTS	79,319.04	74,054.75	44,631.69	4,856.45	33,020.80	170,501.62
FD TOT	JUDICIAL DRUG FUND	240,690.00	80,298.38	121,376.31	19,985.63	114,795.47	227,652.95

REPORT 240-100 FUND 364: DISTRICT ATTORNEY GENERAL

STATEMENT OF ENCUMBRANCES AND EXPENDITURES COMPARED WITH AUTHORIZATIONS

FOR THE PERIOD JULY 01, 2018 TO DECEMBER 31, 2018

COST CENTER 53600: DISTRICT ATTORNEY GENERAL

OBJECT	----------ACCOUNT TITLE----------	APPROPRIATION	OUTSTANDING ENCUMBRANCES	YEAR-TO-DATE EXPENDITURES	DECEMBER 18 EXPENDITURES	UNENCUMBERED BALANCE	LAST YR-TO-DATE EXPENDITURES
510	TRUSTEES COMMISSION	225.00	0.00	88.10	0.00	136.90	95.10
599	OTHER CHARGES	10,000.00	0.00	0.00	0.00	10,000.00	0.00
OJ TOT	**********OTHER CHARGES***	10,225.00	0.00	88.10	0.00	10,136.90	95.10
CC TOT	DISTRICT ATTORNEY GENERAL	10,225.00	0.00	88.10	0.00	10,136.90	95.10
FD TOT	DISTRICT ATTORNEY GENERAL	10,225.00	0.00	88.10	0.00	10,136.90	95.10

REPORT 240-100 FUND 365: OTHER AGENCY FUND - TOURISM

STATEMENT OF ENCUMBRANCES AND EXPENDITURES COMPARED WITH AUTHORIZATIONS

FOR THE PERIOD JULY 01, 2018 TO DECEMBER 31, 2018

COST CENTER 58110: TOURISM

OBJECT	----------ACCOUNT TITLE----------	APPROPRIATION	OUTSTANDING ENCUMBRANCES	YEAR-TO-DATE EXPENDITURES	DECEMBER 18 EXPENDITURES	UNENCUMBERED BALANCE	LAST YR-TO-DATE EXPENDITURES
312	CONTRACTS W/PRIVATE AGCY	2,200,000.00	0.00	1,001,382.13	0.00	1,198,617.87	1,132,994.20
OJ TOT	**********CONTRACTED SERVICES	2,200,000.00	0.00	1,001,382.13	0.00	1,198,617.87	1,132,994.20
510	TRUSTEES COMMISSION	22,000.00	0.00	10,114.97	0.00	11,885.03	11,444.38
OJ TOT	**********OTHER CHARGES***	22,000.00	0.00	10,114.97	0.00	11,885.03	11,444.38
CC TOT	TOURISM	2,222,000.00	0.00	1,011,497.10	0.00	1,210,502.90	1,144,438.58
FD TOT	OTHER AGENCY FUND - TOURISM	2,222,000.00	0.00	1,011,497.10	0.00	1,210,502.90	1,144,438.58

INCREASES/DECREASES

YEAR-TO-DATE

JANUARY 02, 2019 APPROPRIATION REPORT TERM 052 AGENCY 001 BLOUNT COUNTY

JANUARY 02, 2019 APPROPRIATION REPORT TERM 052 AGENCY 001 BLOUNT COUNTY

JANUARY 02, 2019 APPROPRIATION REPORT TERM 052 AGENCY 001 BLOUNT COUNTY

JANUARY 02, 2019 APPROPRIATION REPORT TERM 052 AGENCY 001 BLOUNT COUNTY

JANUARY 02, 2019 APPROPRIATION REPORT TERM 052 AGENCY 001 BLOUNT COUNTY

F/610 REQUEST BY ANGELIE APPROPRIATION REQUEST

FND	CC	OBJ	PROJ	FILE	SEQ	AS OF	REPORT
				RE	1	12 31 18	A

FILE LEGEND	SEQUENCE LEGEND	REPORT LEGEND
R - REVENUES	1 - FND/CC/OBJ/PROJ	N - NON-ZERO ACCOUNTS ONLY
E - EXPENDITURES	2 - FND/PROJ/OBJ/CC	R - RESTRICT NON-ZERO ACCOUNTS
	3 - FND/OBJ/PROJ/CC	A - ALL ACCOUNTS
	4 - FND/PROJ/CC/OBJ	

JANUARY 02, 2019 APPROPRIATION REPORT TERM 052 AGENCY 001 BLOUNT COUNTY

JANUARY 02, 2019 APPROPRIATION REPORT TERM 052 AGENCY 001 BLOUNT COUNTY

JANUARY 02, 2019 APPROPRIATION REPORT TERM 052 AGENCY 001 BLOUNT COUNTY

JANUARY 02, 2019 APPROPRIATION REPORT TERM 052 AGENCY 001 BLOUNT COUNTY

JANUARY 02, 2019 APPROPRIATION REPORT TERM 052 AGENCY 001 BLOUNT COUNTY

BUDGET INCREASE/DECREASE FOR YEAR THROUGH DECEMBER 31, 2018

FUND	PROJ	CC/OBJ	DESCRIPTION	AMOUNT	JE NUMBER
101			CO PART CLYDESDALE/RCJ PROJECTS		18001149
		099100	TRANSFERS OUT	886,324.00+	
		489900	OTHER	886,324.00+	
101			AMR FINES PAYING EQUIP/SUPP FOR EMS		18001170
		051900	OTHER GENERAL ADMINISTRATION	33,000.00+	
		489900	OTHER	33,000.00+	
101			NEW HIRE OVERLAP W/RETIREE		18001732
		053500	JUVENILE COURT	14,133.81+	
		489900	OTHER	14,133.81+	
101			REPAIR AND PAINT INTERIOR WALLS		18001734
		055120	RABIES/ANIMAL CONTROL	1,200.00+	
		489900	OTHER	1,200.00+	
101			ADMIN ASSISTANT IN DEV SERVICES		18001736
		051710	PLANNING & DEVELOPMENT SERVICES	47,138.00+	
		489900	OTHER	47,138.00+	
101			INCR IN VTC GRANT		18001738
		053330	VETERANS TREATMENT COURT	12,785.00+	
101			PT EMP		18002180
		052500	COUNTY CLERKS OFFICE	14,726.00+	
		468350	VEHICLE CERTIFICATION OF TITLE FEES	14,726.00+	
101	53330		INCR IN VTC GRANT		18001738
		475900	FED THRU STATE-VTC	12,785.00+	
101	55111		TN TOBACCO PREV AND CESS INITIATIVES		18002178
		055110	LOCAL HEALTH CENTER	9,500.00+	
		463100	GENERAL GOVERNMENT GRANTS HEALTH DEP	9,500.00+	
101	55752		HOUSEHOLD WASTE PRJ GRANT		18000542
		055751	RECYCLING	30,000.00+	
		469800	OTHER STATE GRANTS	30,000.00+	
101			FUND TOTALS		
101			EXPENDITURE TOTAL	1,048,806.81+	
101			REVENUE TOTAL	1,048,806.81+	
131			BACKHOES, RADIOS, EQUIP		18001735
		068000	CAPITAL OUTLAY	409,564.27+	
		489900	FUND BALANCE	409,564.27+	
131			MORGANTON RD REIMB GRANT		18002528
		068000	CAPITAL OUTLAY	750,000.00+	

FUND	PROJ	CC/OBJ	DESCRIPTION	AMOUNT	JE NUMBER
		489900	FUND BALANCE	750,000.00+	
131	62000		TAP GRANT FOR TRAIL FR HHS TO PERRYS		18000543
		062000	HIGHWAY & BRIDGE MAINTENANCE	40,000.00+	
		489900	USE OF FUND BALANCE-TAP GRANT	40,000.00+	
131	62000		GREENWAY GRANT		18002526
		062000	HIGHWAY & BRIDGE MAINTENANCE	120,000.00+	
		475900	OTHER FEDERAL-STATE	128,000.00+	
		489900	USE OF FUND BALANCE-TAP GRANT	8,000.00-	
131			FUND TOTALS		
131			EXPENDITURE TOTAL	1,319,564.27+	
131			REVENUE TOTAL	1,319,564.27+	
141			SURV CAMERAS FOR ELEM SCHOOLS		18000544
		076100	REGULAR CAPITAL OUTLAY	370,000.00+	
		489900	FUND BALANCE	370,000.00+	
141			HS/MS ATHLETICS FR FB		18001169
		072410	OFFICE OF THE PRINCIPAL	150,000.00+	
		489900	FUND BALANCE	150,000.00+	
141			READ TO BE READY MINI GRANT		18001733
		071100	REGULAR INSTRUCTION PROGRAM	10,000.00+	
		465900	OTHER STATE EDUCATION FUNDS	10,000.00+	
141			SCHOOL SAFETY SERVICES/EQUIP		18001737
		072210	REGULAR INSTRUCTION PROGRAM	40,000.00+	
		072290	OTHER PROGRAMS	53,000.00-	
		072620	MAINTENANCE OF PLANT	302,502.46+	
		469800	OTHER STATE GRANTS	289,502.46+	
141			BACKGROUND REPORTS INCREASE		18002179
		072310	BOARD OF EDUCATION	40,000.00+	
		489900	FUND BALANCE	40,000.00+	
141			FUND TOTALS		
141			EXPENDITURE TOTAL	859,502.46+	
141			REVENUE TOTAL	859,502.46+	
142	11901		ALIGN BUDGET WITH STATE GRANT		18002172
		071100	REGULAR INSTRUCTION PROGRAM	64,623.81-	
		072130	OTHER STUDENT SUPPORT	835.56+	
		072210	REGULAR INSTRUCTION PROGRAM	22,148.09+	
		471410	TITLE I GRANTS TO LOCAL ED AGENCIES	41,640.16-	
142	11903		ALIGN BUDGET WITH STATE GRANT		18002175
		072210	REGULAR INSTRUCTION PROGRAM	16,273.77-	

BUDGET INCREASE/DECREASE FOR YEAR THROUGH DECEMBER 31, 2018

FUND	PROJ	CC/OBJ	DESCRIPTION	AMOUNT	JE NUMBER
		498000	OPERATING TRANSFERS	16,273.77-	
142	11904		ALIGN BUDGET WITH STATE GRANT		18002176
		071100	REGULAR INSTRUCTION PROGRAM	7,444.58-	
		072130	OTHER STUDENT SUPPORT	700.00-	
		072210	REGULAR INSTRUCTION PROGRAM	19,900.00+	
		099100	TRANSFERS OUT	550.00+	
		471410	TITLE I GRANTS TO LOCAL ED AGENCIES	12,305.42+	
142	11905		ALIGN BUDGET WITH STATE GRANT		18002173
		071100	REGULAR INSTRUCTION PROGRAM	32,120.10+	
		072210	REGULAR INSTRUCTION PROGRAM	14,645.00+	
		099100	TRANSFERS OUT	2,200.00+	
		471410	TITLE I GRANTS TO LOCAL ED AGENCIES	48,965.10+	
142	31901		ALIGN AS400 W/EPLAN BUDGET		18001340
		071200	SPECIAL EDUCATION PROGRAM	360,779.50-	
		072220	SPECIAL EDUCATION PROGRAM	22,700.00-	
		072710	TRANSPORTATION	45,000.00+	
		471430	SPEC ED-GRANTS TO STATES	338,479.50-	
142	31902		NEW FED/STATE GRANT		18000183
		071200	SPECIAL EDUCATION PROGRAM	10,000.00+	
		471430	SPEC ED-GRANTS TO STATES	10,000.00+	
142	31903		ALIGN W/EPLAN		18000546
		072220	SPECIAL EDUCATION PROGRAM	7,000.00+	
		471430	SPEC ED-GRANTS TO STATES	7,000.00+	
142	31904		ALIGN W/EPLAN		18000545
		072220	SPECIAL EDUCATION PROGRAM	120.29+	
		471430	SPEC ED-GRANTS TO STATES	120.29+	
142	31905		ALIGN W/EPLAN		18000547
		072220	SPECIAL EDUCATION PROGRAM	600.00-	
		471430	SPEC ED-GRANTS TO STATES	600.00-	
142	41901		ALIGN W/EPLAN BUDGET		18001867
		071200	SPECIAL EDUCATION PROGRAM	7,006.72-	
		072220	SPECIAL EDUCATION PROGRAM	980.28-	
		471430	SPEC ED-GRANTS TO STATES	7,987.00-	
142	61901		ADJ BUDGET TO ALIGN W/STATE GRANT		18000560
		071300	VOCATIONAL EDUCATION PROGRAM	3,369.36+	
		072130	OTHER STUDENT SUPPORT	1,750.00+	
		471310	VOC ED-BASIC GRANTS TO STATES	5,119.36+	
142	61902		ALIGN BUDGET W/STATE APPROVED GRANT		18000780
		071300	VOCATIONAL EDUCATION PROGRAM	20,000.00-	

BUDGET INCREASE/DECREASE FOR YEAR THROUGH DECEMBER 31, 2018

FUND	PROJ	CC/OBJ	DESCRIPTION	AMOUNT	JE NUMBER
		072130	OTHER STUDENT SUPPORT	12,000.00+	
		471310	VOC ED-BASIC GRANTS TO STATES	8,000.00-	
142	71901		ALIGN BUDGET WITH STATE GRANT		18002174
		072130	OTHER STUDENT SUPPORT	138,377.54-	
		072210	REGULAR INSTRUCTION PROGRAM	269,118.08+	
		471890	EISENHOWER PROF DEV STATE GRANTS	130,740.54+	
142	91901		ALIGN BUDGET WITH STATE GRANT		18002171
		071100	REGULAR INSTRUCTION PROGRAM	1,107.23+	
		471460	ENGLISH LANGUAGE ACQUISITION GRANTS	1,107.23+	
142			FUND TOTALS		
142			EXPENDITURE TOTAL	197,622.49-	
142			REVENUE TOTAL	197,622.49-	
176			MORGANTON RD		18001175
		091200	HIGHWAY & STREET CAPITAL PROJECTS	750,000.00+	
		475900	OTHER FEDERAL-STATE	750,000.00+	
176			FUND TOTALS		
176			EXPENDITURE TOTAL	750,000.00+	
176			REVENUE TOTAL	750,000.00+	
189			TDEC PORTION OF LPRF GRANT		18002527
		091130	PUBLIC SAFETY PROJECTS	72,500.00+	
		469800	OTHER STATE GRANTS	72,500.00+	
189	03049		KINZEL BRIDGE		18001719
		091200	HIGHWAY & STREET CAPITAL PROJECTS	12,657.00+	
		498000	OPERATING TRANSFERS	12,657.00+	
189	35874		CO PART CLYDESDALE/RCJ PROJECTS		18001152
		091190	OTHER GENERAL GOVERNMENT PROJECTS	478,552.00+	
		498000	OPERATING TRANSFERS	478,552.00+	
189	35889		CO PART CLYDESDALE/RCJ PROJECTS		18001152
		091190	OTHER GENERAL GOVERNMENT PROJECTS	407,772.00+	
		498000	OPERATING TRANSFERS	407,772.00+	
189			FUND TOTALS		
189			EXPENDITURE TOTAL	971,481.00+	
189			REVENUE TOTAL	971,481.00+	

Payment Authorizations for 12/01/2018 thru 12/31/2018

Fund	Department	Vendor Name	Voucher No.	Invoice No.	Date Paid	Amount	Check No.	Fund
CENTRAL CAFETERIA	Food Service	SUNTRUST BANK CARD	20130	NOV/DEC	12/28/2018	(24.96)	43229062	143
CENTRAL CAFETERIA	Food Service	SUNTRUST BANK CARD	20131	NOV/DEC	12/28/2018	17.19	43229062	143
CENTRAL CAFETERIA	Food Service	SUNTRUST BANK CARD	20132	NOV/DEC	12/28/2018	23.92	43229062	143
DRUG CONTROL	Sheriff's Department	COUNTRYSIDE VETERINARY SERVICES	10949	3355465	12/7/2018	769.00	22228551	122
DRUG CONTROL	Sheriff's Department	TENNESSEE PUBLIC SAFETY NETWORK	10948	ATTACHED	12/7/2018	3,000.00	22228553	122
EMPLOYEE BENEFIT FUND - HEALTH & LIFE	Employee Benefits	BLOUNT MEMORIAL HOSPITAL	20098	04-121118	12/14/2018	4,001.00	64228793	264
EMPLOYEE BENEFIT FUND - HEALTH & LIFE	Employee Benefits	BLOUNT MEMORIAL PHYSICIAN GROUP INC	20091	18-Nov	12/14/2018	21,597.00	64228794	264
EMPLOYEE BENEFIT FUND - HEALTH & LIFE	Employee Benefits	DEPARTMENT OF THE TREASURY	20057	62-6000497	12/6/2018	1,226.51	64228489	264
EMPLOYEE BENEFIT FUND - HEALTH & LIFE	Employee Benefits	DEPARTMENT OF THE TREASURY	20058	62-6000495	12/6/2018	2,756.08	64228489	264
EMPLOYEE BENEFIT FUND - HEALTH & LIFE	Employee Benefits	DEPARTMENT OF THE TREASURY	20059	62-6000496	12/6/2018	53.21	64228489	264
GENERAL GOVERNMENT	Accounting and Budgeting	CELLCO PARTNERSHIP	20108	9819055495	12/14/2018	68.00	1228643	101
GENERAL GOVERNMENT	Accounting and Budgeting	HENSLEY DIRECT INC	10994	80712	12/14/2018	257.43	1228656	101
GENERAL GOVERNMENT	Accounting and Budgeting	UNISHIPPERS	10929	1015289138	12/7/2018	7.43	1228539	101
GENERAL GOVERNMENT	Accounting and Budgeting	UNISHIPPERS	10963	1015313584	12/14/2018	36.70	1228678	101
GENERAL GOVERNMENT	Central Services	BLOUNT PATHOLOGISTS PLLC	10999	NOVEMBER	12/14/2018	1,000.00	1228637	101
GENERAL GOVERNMENT	Central Services	DOGWOOD CREMATION, LLC	11067	20181206	12/21/2018	550.00	1228873	101
GENERAL GOVERNMENT	Central Services	HENSLEY DIRECT INC	10998	80712	12/14/2018	24.99	1228656	101
GENERAL GOVERNMENT	Central Services	JAMES HOLDER VINSON	11031	ATTACHED	12/21/2018	150.00	1228887	101
GENERAL GOVERNMENT	Central Services	JOE MCCORD	20128	2ND QTR	12/21/2018	6,250.00	1228889	101
GENERAL GOVERNMENT	Central Services	KNOX COUNTY GOVERNMENT	10926	ATTACHED	12/7/2018	115.83	1228522	101
GENERAL GOVERNMENT	Central Services	KNOX COUNTY GOVERNMENT	11000	ATTACHED	12/14/2018	20,700.00	1228661	101
GENERAL GOVERNMENT	Central Services	KNOX COUNTY GOVERNMENT	11020	180821-95	12/14/2018	32.76	1228661	101
GENERAL GOVERNMENT	Central Services	MICHAEL DALE TEAGUE	11030	ATTACHED	12/21/2018	375.00	1228894	101
GENERAL GOVERNMENT	Central Services	MOMENTUM TELECOM INC DIRECT	20136	83571	12/21/2018	10,627.54	1228895	101
GENERAL GOVERNMENT	Central Services	NATIONAL MEDICAL SERVICES INC	11055	1070973	12/21/2018	786.00	1228897	101
GENERAL GOVERNMENT	Central Services	ROBERT M POTTER,MD	11029	ATTACHED	12/21/2018	675.00	1228905	101
GENERAL GOVERNMENT	Central Services	TOM HATCHER	10928	INDIGENT BILLING	12/7/2018	1,664.00	1228536	101
GENERAL GOVERNMENT	Central Services	TOM HATCHER CIRCUIT COURT CLERK	11027	ATTACHED	12/14/2018	252.50	1228677	101
GENERAL GOVERNMENT	Chancery Court	CELLCO PARTNERSHIP	20065	9818282229	12/7/2018	48.07	1228508	101
GENERAL GOVERNMENT	Chancery Court	HENSLEY DIRECT INC	10982	80712	12/14/2018	589.67	1228656	101
GENERAL GOVERNMENT	Circuit Court Clerk	AMAZON CAPITAL SERVICES INC	10961	ATTACHED	12/14/2018	11.95	1228629	101
GENERAL GOVERNMENT	Circuit Court Clerk	AMAZON CAPITAL SERVICES INC	10996	ATTACHED CR	12/14/2018	(16.99)	1228629	101
GENERAL GOVERNMENT	Circuit Court Clerk	AMAZON CAPITAL SERVICES INC	10997	ATTACHED	12/14/2018	16.99	1228629	101
GENERAL GOVERNMENT	Circuit Court Clerk	AMERICAN STAMP & MARKING PRODUCTS	11002	170553	12/14/2018	47.49	1228631	101
GENERAL GOVERNMENT	Circuit Court Clerk	HENSLEY DIRECT INC	10984	80712	12/14/2018	1,034.69	1228656	101
GENERAL GOVERNMENT	Circuit Court Clerk	SUNTRUST BANK CARD	11085	NOV/DEC	12/28/2018	27.88	1229035	101
GENERAL GOVERNMENT	Circuit Court Clerk	SUNTRUST BANK CARD	11086	NOV/DEC	12/28/2018	6.07	1229035	101
GENERAL GOVERNMENT	Circuit Court Judge	HENSLEY DIRECT INC	10983	80712	12/14/2018	417.53	1228656	101
GENERAL GOVERNMENT	Circuit Court Judge	TOM HATCHER	10956	JURY FEES	12/7/2018	160.00	1228537	101
GENERAL GOVERNMENT	Civil Defense	CELLCO PARTNERSHIP	20066	9818282229	12/7/2018	58.07	1228508	101
GENERAL GOVERNMENT	Civil Defense	CELLCO PARTNERSHIP	20105	9819055495	12/14/2018	136.00	1228643	101
GENERAL GOVERNMENT	Civil Defense	SUNTRUST BANK CARD	11037	NOV/DEC	12/28/2018	14.98	1229035	101
GENERAL GOVERNMENT	Civil Defense	SUNTRUST BANK CARD	11038	NOV/DEC	12/28/2018	39.99	1229035	101
GENERAL GOVERNMENT	County Buildings	ATMOS ENERGY	20056	ATTACHED	12/7/2018	583.52	1228501	101
GENERAL GOVERNMENT	County Buildings	ATMOS ENERGY	10951	ATTACHED	12/7/2018	3,136.13	1228501	101
GENERAL GOVERNMENT	County Buildings	ATMOS ENERGY	11005	ATTACHED	12/14/2018	3,112.38	1228633	101
GENERAL GOVERNMENT	County Buildings	ATMOS ENERGY	20157	ATTACHED	12/28/2018	43.82	1229015	101
GENERAL GOVERNMENT	County Buildings	CELLCO PARTNERSHIP	20055	9818282229	12/7/2018	188.42	1228508	101
GENERAL GOVERNMENT	County Buildings	CELLCO PARTNERSHIP	20114	9819055495	12/14/2018	34.00	1228643	101

Payment Authorizations for 12/01/2018 thru 12/31/2018

Fund	Department	Vendor Name	Voucher No.	Invoice No.	Date Paid	Amount	Check No.	Fund
GENERAL GOVERNMENT	County Buildings	CITY OF ALCOA	11072	ATTACHED	12/21/2018	1,875.54	1228871	101
GENERAL GOVERNMENT	County Buildings	CITY OF ALCOA	20156	ATTACHED	12/28/2018	6,256.71	1229018	101
GENERAL GOVERNMENT	County Buildings	CITY OF MARYVILLE	10923	ATTACHED	12/7/2018	33,767.97	1228511	101
GENERAL GOVERNMENT	County Buildings	CITY OF MARYVILLE	10950	ATTACHED	12/7/2018	368.31	1228511	101
GENERAL GOVERNMENT	County Buildings	CITY OF MARYVILLE	10962	ATTACHED	12/14/2018	426.14	1228648	101
GENERAL GOVERNMENT	County Buildings	CITY OF MARYVILLE	11004	ATTACHED	12/14/2018	9,585.05	1228648	101
GENERAL GOVERNMENT	County Buildings	CITY OF MARYVILLE	11032	ATTACHED	12/21/2018	157.55	1228872	101
GENERAL GOVERNMENT	County Buildings	CITY OF MARYVILLE	20155	ATTACHED	12/28/2018	563.29	1229019	101
GENERAL GOVERNMENT	County Buildings	HENSLEY DIRECT INC	10987	80712	12/14/2018	0.85	1228656	101
GENERAL GOVERNMENT	County Clerk's Office	CELLCO PARTNERSHIP	20074	9818282229	12/7/2018	96.14	1228508	101
GENERAL GOVERNMENT	County Clerk's Office	HENSLEY DIRECT INC	10992	80712	12/14/2018	2,642.44	1228656	101
GENERAL GOVERNMENT	County Commission	SUNTRUST BANK CARD	11035	NOV/DEC	12/28/2018	21.60	1229035	101
GENERAL GOVERNMENT	County Mayor/Executive	CATE RUSSELL INS	10953	114173	12/7/2018	50.00	1228507	101
GENERAL GOVERNMENT	County Mayor/Executive	CATE RUSSELL INS	10954	114172	12/7/2018	50.00	1228507	101
GENERAL GOVERNMENT	County Mayor/Executive	CELLCO PARTNERSHIP	20073	9818282229	12/7/2018	48.07	1228508	101
GENERAL GOVERNMENT	County Mayor/Executive	LAMAR COPY & PRINTING INC	11028	9315	12/14/2018	39.99	1228662	101
GENERAL GOVERNMENT	County Trustee's Office	CELLCO PARTNERSHIP	20072	9818282229	12/7/2018	48.07	1228508	101
GENERAL GOVERNMENT	County Trustee's Office	HENSLEY DIRECT INC	10980	80712	12/14/2018	357.66	1228656	101
GENERAL GOVERNMENT	Criminal Court	CELLCO PARTNERSHIP	20067	9818282229	12/7/2018	48.07	1228508	101
GENERAL GOVERNMENT	Criminal Court	SUNTRUST BANK CARD	11075	NOV/DEC	12/28/2018	22.25	1229035	101
GENERAL GOVERNMENT	Criminal Court	SUNTRUST BANK CARD	11076	NOV/DEC	12/28/2018	20.32	1229035	101
GENERAL GOVERNMENT	Criminal Court	SUNTRUST BANK CARD	11077	NOV/DEC	12/28/2018	24.51	1229035	101
GENERAL GOVERNMENT	Criminal Court	SUNTRUST BANK CARD	11078	NOV/DEC	12/28/2018	42.05	1229035	101
GENERAL GOVERNMENT	Criminal Court	SUNTRUST BANK CARD	11079	NOV/DEC	12/28/2018	10.00	1229035	101
GENERAL GOVERNMENT	Data Processing	AT&T	11001	12264240	12/14/2018	1,326.00	1228632	101
GENERAL GOVERNMENT	Data Processing	CELLCO PARTNERSHIP	20078	9818282229	12/7/2018	144.21	1228508	101
GENERAL GOVERNMENT	Data Processing	CELLCO PARTNERSHIP	20103	9819055495	12/14/2018	136.00	1228643	101
GENERAL GOVERNMENT	Data Processing	CHARTER COMMUNICATIONS	11073	761783	12/21/2018	1,200.00	1228869	101
GENERAL GOVERNMENT	Data Processing	CHARTER COMMUNICATIONS	11090	417830	12/21/2018	3,740.00	1228869	101
GENERAL GOVERNMENT	Data Processing	J & J WATER INC	10959	K1856160	12/7/2018	21.00	1228519	101
GENERAL GOVERNMENT	Data Processing	SUNTRUST BANK CARD	11026	NOV/DEC	12/28/2018	1.99	1229035	101
GENERAL GOVERNMENT	Development	CELLCO PARTNERSHIP	20071	9818282229	12/7/2018	384.56	1228508	101
GENERAL GOVERNMENT	Development	CELLCO PARTNERSHIP	20107	9819055495	12/14/2018	68.00	1228643	101
GENERAL GOVERNMENT	Development	HENSLEY DIRECT INC	10981	80712	12/14/2018	102.96	1228656	101
GENERAL GOVERNMENT	Development	STATE OF TENNESSEE	10925	H.MEARS	12/7/2018	45.00	1228535	101
GENERAL GOVERNMENT	Development	SUNTRUST BANK CARD	11022	NOV/DEC	12/28/2018	10.00	1229035	101
GENERAL GOVERNMENT	Election Commission	CELLCO PARTNERSHIP	20106	9819055495	12/14/2018	68.18	1228643	101
GENERAL GOVERNMENT	Election Commission	HENSLEY DIRECT INC	10979	80712	12/14/2018	977.32	1228656	101
GENERAL GOVERNMENT	Election Commission	SUNTRUST BANK CARD	11054	NOV/DEC	12/28/2018	28.93	1229035	101
GENERAL GOVERNMENT	Election Commission	SUNTRUST BANK CARD	11057	NOV/DEC	12/28/2018	(271.11)	1229035	101
GENERAL GOVERNMENT	Election Commission	SUNTRUST BANK CARD	11058	NOV/DEC	12/28/2018	(24.00)	1229035	101
GENERAL GOVERNMENT	Election Commission	SUNTRUST BANK CARD	11059	NOV/DEC	12/28/2018	59.16	1229035	101
GENERAL GOVERNMENT	Fire Prevention and Control	SEYMOUR VOLUNTEER FIRE DEPT.	10927	1023	12/7/2018	8,250.00	1228532	101
GENERAL GOVERNMENT	General Sessions Judge	CELLCO PARTNERSHIP	20082	9818282229	12/7/2018	48.07	1228508	101
GENERAL GOVERNMENT	Jail	AMAZON CAPITAL SERVICES INC	10945	ATTACHED	12/7/2018	41.12	1228499	101
GENERAL GOVERNMENT	Jail	SOUTHERN HEALTH PARTNERS INC	11015	BASE33954	12/14/2018	78,573.96	1228671	101
GENERAL GOVERNMENT	Jail	SUNTRUST BANK CARD	11050	NOV/DEC	12/28/2018	15.98	1229035	101
GENERAL GOVERNMENT	Judicial Commissioners	CELLCO PARTNERSHIP	20076	9818282229	12/7/2018	48.07	1228508	101
GENERAL GOVERNMENT	Juvenile Court	CELLCO PARTNERSHIP	20087	9818282229	12/7/2018	(100.00)	1228508	101

Payment Authorizations for 12/01/2018 thru 12/31/2018

Fund	Department	Vendor Name	Voucher No.	Invoice No.	Date Paid	Amount	Check No.	Fund
GENERAL GOVERNMENT	Juvenile Court	J & J WATER INC	11016	K1856153	12/14/2018	26.40	1228658	101
GENERAL GOVERNMENT	Juvenile Court	SUNTRUST BANK CARD	11044	NOV/DEC	12/28/2018	27.43	1229035	101
GENERAL GOVERNMENT	Juvenile Court	SUNTRUST BANK CARD	11045	NOV/DEC	12/28/2018	32.65	1229035	101
GENERAL GOVERNMENT	Local Health Center	ATMOS ENERGY	20152	3014371091	12/28/2018	43.62	1229015	101
GENERAL GOVERNMENT	Local Health Center	BIRCH COMMUNICATIONS INC	20088	26992309	12/14/2018	277.01	1228635	101
GENERAL GOVERNMENT	Local Health Center	CITY OF MARYVILLE	11011	ATTACHED	12/14/2018	4,246.17	1228648	101
GENERAL GOVERNMENT	Other General Administration	CELLCO PARTNERSHIP	20070	9818282229	12/7/2018	48.07	1228508	101
GENERAL GOVERNMENT	Other General Administration	CELLCO PARTNERSHIP	20086	9818282229	12/7/2018	149.99	1228508	101
GENERAL GOVERNMENT	Personnel Office	HENSLEY DIRECT INC	10991	80712	12/14/2018	151.13	1228656	101
GENERAL GOVERNMENT	Personnel Office	SUNTRUST BANK CARD	11023	NOV/DEC	12/28/2018	77.07	1229035	101
GENERAL GOVERNMENT	Personnel Office	SUNTRUST BANK CARD	11039	NOV/DEC	12/28/2018	43.94	1229035	101
GENERAL GOVERNMENT	Preservation of Records	CELLCO PARTNERSHIP	20079	9818282229	12/7/2018	48.07	1228508	101
GENERAL GOVERNMENT	Probation Services	CELLCO PARTNERSHIP	20077	9818282229	12/7/2018	384.56	1228508	101
GENERAL GOVERNMENT	Probation Services	CELLCO PARTNERSHIP	20100	9819055495	12/14/2018	102.00	1228643	101
GENERAL GOVERNMENT	Property Assessor's Office	CELLCO PARTNERSHIP	20080	9818282229	12/7/2018	48.07	1228508	101
GENERAL GOVERNMENT	Property Assessor's Office	HENSLEY DIRECT INC	10985	80712	12/14/2018	335.07	1228656	101
GENERAL GOVERNMENT	Property Assessor's Office	SUNTRUST BANK CARD	11021	NOV/DEC	12/28/2018	22.04	1229035	101
GENERAL GOVERNMENT	Purchasing	CELLCO PARTNERSHIP	20084	9818282229	12/7/2018	48.07	1228508	101
GENERAL GOVERNMENT	Purchasing	CELLCO PARTNERSHIP	20102	9819055495	12/14/2018	34.00	1228643	101
GENERAL GOVERNMENT	Purchasing	HENSLEY DIRECT INC	10995	80712	12/14/2018	0.43	1228656	101
GENERAL GOVERNMENT	Purchasing	SUNTRUST BANK CARD	11033	NOV/DEC	12/28/2018	20.00	1229035	101
GENERAL GOVERNMENT	Rabies and Animal Control	CELLCO PARTNERSHIP	20068	9818282229	12/7/2018	240.35	1228508	101
GENERAL GOVERNMENT	Recycling Center	CINTAS CORPORATION NO 2	11019	3 INVOICES	12/14/2018	39.63	1228645	101
GENERAL GOVERNMENT	Recycling Center	CINTAS CORPORATION NO 2	20145	4013756419	12/28/2018	13.21	1229017	101
GENERAL GOVERNMENT	Recycling Center	HILDA K CONNATSER	20144	JAN	12/28/2018	25.00	1229022	101
GENERAL GOVERNMENT	Register of Deeds	CELLCO PARTNERSHIP	20081	9818282229	12/7/2018	48.07	1228508	101
GENERAL GOVERNMENT	Register of Deeds	EAST TN REGISTERS ASSOCIATION	11034	201812102	12/21/2018	25.00	1228874	101
GENERAL GOVERNMENT	Register of Deeds	HENSLEY DIRECT INC	10986	80712	12/14/2018	65.55	1228656	101
GENERAL GOVERNMENT	Risk Management	CELLCO PARTNERSHIP	20069	9818282229	12/7/2018	48.07	1228508	101
GENERAL GOVERNMENT	Risk Management	HENSLEY DIRECT INC	10989	80712	12/14/2018	1.69	1228656	101
GENERAL GOVERNMENT	Sheriff's Department	CELLCO PARTNERSHIP	20064	9818282229	12/7/2018	3,839.00	1228508	101
GENERAL GOVERNMENT	Sheriff's Department	CELLCO PARTNERSHIP	20099	9819055495	12/14/2018	5,824.12	1228643	101
GENERAL GOVERNMENT	Sheriff's Department	CHARTER COMMUNICATIONS	10946	121358	12/7/2018	90.54	1228509	101
GENERAL GOVERNMENT	Sheriff's Department	CIT BANK NA	11014	32808941	12/14/2018	2,977.04	1228646	101
GENERAL GOVERNMENT	Sheriff's Department	FEDERAL EXPRESS CORP	11047	638912141	12/21/2018	8.15	1228878	101
GENERAL GOVERNMENT	Sheriff's Department	FORT LOUDOUN ELECTRIC COOPERATIVE	11046	187798	12/21/2018	537.79	1228881	101
GENERAL GOVERNMENT	Sheriff's Department	HENSLEY DIRECT INC	10988	80712	12/14/2018	409.04	1228656	101
GENERAL GOVERNMENT	Sheriff's Department	LAMAR COPY & PRINTING INC	10947	9252	12/7/2018	39.99	1228524	101
GENERAL GOVERNMENT	Sheriff's Department	R.A. D. SYSTEMS	11012	19RCT3657	12/14/2018	125.00	1228666	101
GENERAL GOVERNMENT	Sheriff's Department	R.A. D. SYSTEMS	11017	19RCT949	12/14/2018	75.00	1228666	101
GENERAL GOVERNMENT	Sheriff's Department	SEVIER COUNTY ELECTRIC SYSTEM	11048	ATTACHED	12/21/2018	210.75	1228907	101
GENERAL GOVERNMENT	Sheriff's Department	SOUTH BLOUNT UTILITY DIST	11013	ATTACHED	12/14/2018	112.77	1228670	101
GENERAL GOVERNMENT	Sheriff's Department	SUNTRUST BANK CARD	11036	NOV/DEC	12/28/2018	(106.75)	1229035	101
GENERAL GOVERNMENT	Sheriff's Department	SUNTRUST BANK CARD	11049	NOV/DEC	12/28/2018	60.00	1229035	101
GENERAL GOVERNMENT	Sheriff's Department	SUNTRUST BANK CARD	11051	NOV/DEC	12/28/2018	10.84	1229035	101
GENERAL GOVERNMENT	Soil Conservation	BLOUNT COUNTY SOIL CONSERVATION	10924	TACD FALL MTG	12/7/2018	15.00	1228502	101
GENERAL GOVERNMENT	Soil Conservation	CELLCO PARTNERSHIP	20075	9818282229	12/7/2018	48.07	1228508	101
GENERAL GOVERNMENT	Soil Conservation	SUNTRUST BANK CARD	11074	NOV/DEC	12/28/2018	56.48	1229035	101
GENERAL GOVERNMENT	Veterans' Services	CELLCO PARTNERSHIP	20083	9818282229	12/7/2018	58.07	1228508	101

Payment Authorizations for 12/01/2018 thru 12/31/2018

Fund	Department	Vendor Name	Voucher No.	Invoice No.	Date Paid	Amount	Check No.	Fund
GENERAL GOVERNMENT	Veterans' Services	CELLCO PARTNERSHIP	20101	9819055495	12/14/2018	102.00	1228643	101
GENERAL GOVERNMENT	Veterans' Services	HENSLEY DIRECT INC	10990	80712	12/14/2018	23.87	1228656	101
GENERAL LIABILITY	Miscellaneous	FIRST TENNESSEE BANK	20089	GEN LIAB	12/14/2018	24,000.00	26228792	263
GENERAL PURPOSE SCHOOL	Board of Education	AFFINITY INSURANCE SERVICE,INC.	11025	655902454	12/14/2018	45.00	41228715	141
GENERAL PURPOSE SCHOOL	Board of Education	BLOUNT COUNTY CHAMBER FOUNDATION	10974	ATTACHED	12/14/2018	350.00	41228722	141
GENERAL PURPOSE SCHOOL	Board of Education	BLOUNT COUNTY PUBLISHERS LLC	11069	TDT737346	12/21/2018	352.00	41228940	141
GENERAL PURPOSE SCHOOL	Board of Education	LEWIS THOMASON KING KRIEG & WALDROP	11088	342245	12/21/2018	40.00	41228960	141
GENERAL PURPOSE SCHOOL	Board of Education	SUNTRUST BANK CARD	20116	NOV/DEC	12/28/2018	4.99	41229056	141
GENERAL PURPOSE SCHOOL	Board of Education	SUNTRUST BANK CARD	20124	NOV/DEC	12/28/2018	37.00	41229056	141
GENERAL PURPOSE SCHOOL	Board of Education	SUNTRUST BANK CARD	20127	NOV/DEC	12/28/2018	21.48	41229056	141
GENERAL PURPOSE SCHOOL	Board of Education	TN DEPT OF LABOR AND WORKFORCE	20150	0650-222 6	12/28/2018	419.78	41229053	141
GENERAL PURPOSE SCHOOL	Director of Schools	BLOUNT MEMORIAL PHYSICIAN GROUP INC	11070	168929	12/21/2018	255.00	41228941	141
GENERAL PURPOSE SCHOOL	Director of Schools	EAGLETON MIDDLE SCHOOL CAFETERIA	10944	YOGURT BARS	12/7/2018	120.00	41228570	141
GENERAL PURPOSE SCHOOL	Director of Schools	HENSLEY DIRECT INC	10938	80711	12/7/2018	173.02	41228573	141
GENERAL PURPOSE SCHOOL	Director of Schools	SUNTRUST BANK CARD	20118	NOV/DEC	12/28/2018	38.20	41229056	141
GENERAL PURPOSE SCHOOL	Director of Schools	SUNTRUST BANK CARD	20119	NOV/DEC	12/28/2018	48.96	41229056	141
GENERAL PURPOSE SCHOOL	Director of Schools	SUNTRUST BANK CARD	20120	NOV/DEC	12/28/2018	40.98	41229056	141
GENERAL PURPOSE SCHOOL	Director of Schools	SUNTRUST BANK CARD	20121	NOV/DEC	12/28/2018	24.70	41229056	141
GENERAL PURPOSE SCHOOL	Director of Schools	SUNTRUST BANK CARD	20122	NOV/DEC	12/28/2018	30.49	41229056	141
GENERAL PURPOSE SCHOOL	Director of Schools	SUNTRUST BANK CARD	20123	NOV/DEC	12/28/2018	41.95	41229056	141
GENERAL PURPOSE SCHOOL	Director of Schools	SUNTRUST BANK CARD	20125	NOV/DEC	12/28/2018	38.93	41229056	141
GENERAL PURPOSE SCHOOL	Director of Schools	SUNTRUST BANK CARD	20126	NOV/DEC	12/28/2018	39.44	41229056	141
GENERAL PURPOSE SCHOOL	Director of Schools	TINKER ENTERPRISES	10943	556230	12/7/2018	45.00	41228583	141
GENERAL PURPOSE SCHOOL	Health Services	GORDON FOOD SERVICE	10975	190625381	12/14/2018	13.40	41228735	141
GENERAL PURPOSE SCHOOL	Health Services	SUNTRUST BANK CARD	20117	NOV/DEC	12/28/2018	48.86	41229056	141
GENERAL PURPOSE SCHOOL	Office of the Principal	AT&T	11010	12263756	12/14/2018	2,130.03	41228719	141
GENERAL PURPOSE SCHOOL	Office of the Principal	AT&T	11065	865M421955	12/21/2018	451.88	41228938	141
GENERAL PURPOSE SCHOOL	Office of the Principal	AT&T	20151	8.6538E+16	12/28/2018	132.93	41229048	141
GENERAL PURPOSE SCHOOL	Office of the Principal	CELLCO PARTNERSHIP	11068	9819786040	12/21/2018	509.95	41228945	141
GENERAL PURPOSE SCHOOL	Office of the Principal	CHARTER COMMUNICATIONS	10976	9124	12/14/2018	15.94	41228725	141
GENERAL PURPOSE SCHOOL	Operation of Plant	ATMOS ENERGY	11008	ATTACHED	12/14/2018	3,188.25	41228720	141
GENERAL PURPOSE SCHOOL	Operation of Plant	ATMOS ENERGY	11041	ATTACHED	12/21/2018	6,895.44	41228939	141
GENERAL PURPOSE SCHOOL	Operation of Plant	ATMOS ENERGY	11061	ATTACHED	12/21/2018	5,297.03	41228939	141
GENERAL PURPOSE SCHOOL	Operation of Plant	ATMOS ENERGY	20147	ATTACHED	12/28/2018	6,190.20	41229049	141
GENERAL PURPOSE SCHOOL	Operation of Plant	ATMOS ENERGY	20154	3012372567	12/28/2018	887.15	41229049	141
GENERAL PURPOSE SCHOOL	Operation of Plant	CITY OF ALCOA	10942	ATTACHED	12/7/2018	12,823.24	41228568	141
GENERAL PURPOSE SCHOOL	Operation of Plant	CITY OF ALCOA	10957	ATTACHED	12/7/2018	25,425.72	41228568	141
GENERAL PURPOSE SCHOOL	Operation of Plant	CITY OF ALCOA	10977	4	12/14/2018	51.00	41228727	141
GENERAL PURPOSE SCHOOL	Operation of Plant	CITY OF ALCOA	11003	ATTACHED	12/14/2018	35,834.11	41228726	141
GENERAL PURPOSE SCHOOL	Operation of Plant	CITY OF ALCOA	11060	ATTACHED	12/21/2018	14,140.61	41228946	141
GENERAL PURPOSE SCHOOL	Operation of Plant	CITY OF ALCOA	20146	ATTACHED	12/28/2018	52,914.41	41229050	141
GENERAL PURPOSE SCHOOL	Operation of Plant	CITY OF ALCOA	20153	ATTACHED	12/28/2018	1,314.72	41229050	141
GENERAL PURPOSE SCHOOL	Operation of Plant	CITY OF MARYVILLE	10958	ATTACHED	12/7/2018	2,782.44	41228569	141
GENERAL PURPOSE SCHOOL	Operation of Plant	CITY OF MARYVILLE	11043	ATTACHED	12/21/2018	7,184.85	41228947	141
GENERAL PURPOSE SCHOOL	Operation of Plant	FORT LOUDOUN ELECTRIC COOPERATIVE	11007	ATTACHED	12/14/2018	493.30	41228732	141
GENERAL PURPOSE SCHOOL	Operation of Plant	FORT LOUDOUN ELECTRIC COOPERATIVE	11042	ATTACHED	12/21/2018	221.35	41228952	141
GENERAL PURPOSE SCHOOL	Operation of Plant	FORT LOUDOUN ELECTRIC COOPERATIVE	20148	ATTACHED	12/28/2018	68,282.19	41229051	141
GENERAL PURPOSE SCHOOL	Operation of Plant	FRIENDSVILLE CITY WATER WORKS	11006	ATTACHED	12/14/2018	306.31	41228733	141
GENERAL PURPOSE SCHOOL	Operation of Plant	SEVIER COUNTY ELECTRIC SYSTEM	11062	ATTACHED	12/21/2018	5,287.57	41228967	141

Payment Authorizations for 12/01/2018 thru 12/31/2018

Fund	Department	Vendor Name	Voucher No.	Invoice No.	Date Paid	Amount	Check No.	Fund
GENERAL PURPOSE SCHOOL	Operation of Plant	SEVIER COUNTY UTILITY DISTRICT	10941	ATTACHED	12/7/2018	23.73	41228579	141
GENERAL PURPOSE SCHOOL	Operation of Plant	SOUTH BLOUNT UTILITY DIST	10940	ATTACHED	12/7/2018	1,046.23	41228580	141
GENERAL PURPOSE SCHOOL	Operation of Plant	SOUTH BLOUNT UTILITY DIST	11009	ATTACHED	12/14/2018	9,146.41	41228746	141
GENERAL PURPOSE SCHOOL	Operation of Plant	SOUTH BLOUNT UTILITY DIST	11063	ATTACHED	12/21/2018	2,371.15	41228968	141
GENERAL PURPOSE SCHOOL	Operation of Plant	THOMPSONGAS SMOKIES LLC	10939	ATTACHED	12/7/2018	2,681.58	41228582	141
GENERAL PURPOSE SCHOOL	Operation of Plant	THOMPSONGAS SMOKIES LLC	11064	ATTACHED	12/21/2018	1,822.84	41228973	141
GENERAL PURPOSE SCHOOL	Operation of Plant	TUCKALEECHEE UTILITY	20149	ATTACHED	12/28/2018	1,286.30	41229054	141
GENERAL PURPOSE SCHOOL	Regular Instruction Program	EAGLETON MIDDLE SCHOOL CAFETERIA	10955	ACADEMIC BOWL	12/7/2018	448.90	41228570	141
GENERAL PURPOSE SCHOOL	Regular Instruction Program	EAGLETON MIDDLE SCHOOL CAFETERIA	11087	MIDDLE SCHOOL	12/21/2018	265.00	41228949	141
GENERAL PURPOSE SCHOOL	Special Education Program	SUNTRUST BANK CARD	20129	NOV/DEC	12/28/2018	(479.72)	41229056	141
GENERAL PURPOSE SCHOOL	Transportation	BLAIRS BUSLINE SERIVCE LLC	10930	PR 12/18	12/6/2018	21,051.89	41228481	141
GENERAL PURPOSE SCHOOL	Transportation	BORING BUS SERVICE, LLC	10931	PR 12/18	12/6/2018	66,941.93	41228482	141
GENERAL PURPOSE SCHOOL	Transportation	JERRY W. FINCHUM	10966	Dec-18	12/11/2018	3,851.00	41228620	141
GENERAL PURPOSE SCHOOL	Transportation	JOHN W CLABOUGH III	10932	PR 12/18	12/6/2018	46,819.27	41228483	141
GENERAL PURPOSE SCHOOL	Transportation	JOHN W CLABOUGH III	10972	Dec-18	12/11/2018	24,072.00	41228621	141
GENERAL PURPOSE SCHOOL	Transportation	LATISHA LEQUIRE	10969	Dec-18	12/11/2018	3,978.00	41228622	141
GENERAL PURPOSE SCHOOL	Transportation	LISA HOLLOWAY	10937	PR 12/18	12/6/2018	9,527.95	41228484	141
GENERAL PURPOSE SCHOOL	Transportation	MOUNTAINEER BUS LINES LLC	10971	Dec-18	12/11/2018	23,562.00	41228623	141
GENERAL PURPOSE SCHOOL	Transportation	MOUNTAINEER BUS LINES LLC	10973	ESL MILEAGE	12/14/2018	10,753.88	41228743	141
GENERAL PURPOSE SCHOOL	Transportation	MOUNTAINEER BUS LINES LLC	11071	12-3/12-17	12/21/2018	7,943.43	41228963	141
GENERAL PURPOSE SCHOOL	Transportation	PB&T TRANSPORTATION INC	10934	PR 12/18	12/6/2018	35,215.03	41228485	141
GENERAL PURPOSE SCHOOL	Transportation	PB&T TRANSPORTATION INC	10967	Dec-18	12/11/2018	7,702.00	41228624	141
GENERAL PURPOSE SCHOOL	Transportation	REED BUS SERVICE, INC.	10936	PR 12/18	12/6/2018	24,116.09	41228486	141
GENERAL PURPOSE SCHOOL	Transportation	STAR LIMOUSINE SERVICE	10970	Dec-18	12/11/2018	7,421.00	41228625	141
GENERAL PURPOSE SCHOOL	Transportation	TN VALLEY BUS LINES	10935	PR 12/18	12/6/2018	14,441.97	41228487	141
GENERAL PURPOSE SCHOOL	Transportation	VOLUNTEER TRANSIT LLC	10933	PR 12/18	12/6/2018	107,196.39	41228488	141
GENERAL PURPOSE SCHOOL	Transportation	VOLUNTEER TRANSIT LLC	10968	Dec-18	12/11/2018	11,807.00	41228626	141
HIGHWAY/PUBLIC WORKS FUND	Administration	CELLCO PARTNERSHIP	20061	9818282229	12/7/2018	736.58	31228555	131
HIGHWAY/PUBLIC WORKS FUND	Administration	CELLCO PARTNERSHIP	20104	9819055495	12/14/2018	136.00	31228708	131
HIGHWAY/PUBLIC WORKS FUND	Administration	FORT LOUDOUN ELECTRIC COOPERATIVE	20133	7961	12/21/2018	15.36	31228930	131
HIGHWAY/PUBLIC WORKS FUND	Administration	HENSLEY DIRECT INC	11018	80712	12/14/2018	1.28	31228710	131
HIGHWAY/PUBLIC WORKS FUND	Administration	SUNTRUST BANK CARD	11083	NOV/DEC	12/28/2018	1.98	31229047	131
HIGHWAY/PUBLIC WORKS FUND	Highway and Bridge Maintenance	BLOUNT MEMORIAL PHYSICIAN GROUP INC	20092	168658	12/14/2018	40.00	31228706	131
HIGHWAY/PUBLIC WORKS FUND	Highway and Bridge Maintenance	SUNTRUST BANK CARD	11081	NOV/DEC	12/28/2018	21.00	31229047	131
HIGHWAY/PUBLIC WORKS FUND	Highway and Bridge Maintenance	SUNTRUST BANK CARD	11082	NOV/DEC	12/28/2018	45.99	31229047	131
HIGHWAY/PUBLIC WORKS FUND	Operation and Maintenance of Equipment	SUNTRUST BANK CARD	11080	NOV/DEC	12/28/2018	88.04	31229047	131
HIGHWAY/PUBLIC WORKS FUND	Operation and Maintenance of Equipment	SUNTRUST BANK CARD	11084	NOV/DEC	12/28/2018	41.99	31229047	131
JUDICIAL DRUG FUND	Drug Enforcement	CELLCO PARTNERSHIP	20085	9818282229	12/7/2018	671.62	63228609	363
JUDICIAL DRUG FUND	Drug Enforcement	CELLCO PARTNERSHIP	20109	LAPTOPS	12/14/2018	544.02	63228796	363
JUDICIAL DRUG FUND	Drug Enforcement	CHARTER COMMUNICATIONS	20113	326892	12/14/2018	579.02	63228797	363
JUDICIAL DRUG FUND	Drug Enforcement	CHARTER COMMUNICATIONS	20115	466001	12/21/2018	74.98	63229010	363
JUDICIAL DRUG FUND	Drug Enforcement	CITY OF MARYVILLE	20112	373963	12/14/2018	290.12	63228798	363
JUDICIAL DRUG FUND	Drug Enforcement	CNA SURETY	20060	58426131	12/7/2018	262.50	63228610	363
JUDICIAL DRUG FUND	Drug Enforcement	FIFTH JUDICIAL DISTRICT DRUG	20111	214	12/14/2018	10,000.00	63228799	363
JUDICIAL DRUG FUND	Drug Enforcement	SUNTRUST BANK CARD	11040	MARRIOTT CR	12/28/2018	(421.71)	63229065	363
PUBLIC LIBRARY	Libraries	ATMOS ENERGY	20134	3014799951	12/21/2018	2,214.85	15228918	115
PUBLIC LIBRARY	Libraries	BAKER & TAYLOR	20094	ATTACHED	12/14/2018	632.28	15228690	115
PUBLIC LIBRARY	Libraries	CELLCO PARTNERSHIP	20062	9818282229	12/7/2018	96.14	15228547	115
PUBLIC LIBRARY	Libraries	CELLCO PARTNERSHIP	20110	9819055495	12/14/2018	442.00	15228693	115

Payment Authorizations for 12/01/2018 thru 12/31/2018

Fund	Department	Vendor Name	Voucher No.	Invoice No.	Date Paid	Amount	Check No.	Fund
PUBLIC LIBRARY	Libraries	CENGAGE LEARNING INC	20096	ATTACHED	12/14/2018	934.87	15228694	115
PUBLIC LIBRARY	Libraries	CITY OF MARYVILLE	20135	341312	12/21/2018	12,715.41	15228920	115
PUBLIC LIBRARY	Libraries	HENSLEY DIRECT INC	10978	80712	12/14/2018	50.65	15228697	115
PUBLIC LIBRARY	Libraries	RECORDED BOOKS INC	20097	ATTACHED	12/14/2018	1,021.59	15228700	115
PUBLIC LIBRARY	Libraries	T MOBILE USA INC	20095	948785566	12/14/2018	644.79	15228701	115
SCHOOL FEDERAL PROJECTS	Other Student Support	AMAZON CAPITAL SERVICES INC	11053	ATTACHED	12/21/2018	13.74	42228977	142
SCHOOL FEDERAL PROJECTS	Other Student Support	SUNTRUST BANK CARD	20141	NOV/DEC	12/28/2018	50.00	42229061	142
SCHOOL FEDERAL PROJECTS	Other Student Support	SUNTRUST BANK CARD	20143	NOV/DEC	12/28/2018	79.93	42229061	142
SCHOOL FEDERAL PROJECTS	Regular Instruction Program	AMAZON CAPITAL SERVICES INC	11091	ATTACHED	12/28/2018	38.41	42229057	142
SCHOOL FEDERAL PROJECTS	Regular Instruction Program	LEWIS THOMASON KING KRIEG & WALDROP	11089	342245	12/21/2018	383.66	42228986	142
SCHOOL FEDERAL PROJECTS	Regular Instruction Program	SUNTRUST BANK CARD	20137	NOV/DEC	12/28/2018	14.37	42229061	142
SCHOOL FEDERAL PROJECTS	Regular Instruction Program	SUNTRUST BANK CARD	20138	NOV/DEC	12/28/2018	92.78	42229061	142
SCHOOL FEDERAL PROJECTS	Regular Instruction Program	SUNTRUST BANK CARD	20139	NOV/DEC	12/28/2018	144.89	42229061	142
SCHOOL FEDERAL PROJECTS	Regular Instruction Program	SUNTRUST BANK CARD	20140	NOV/DEC	12/28/2018	31.90	42229061	142
SCHOOL FEDERAL PROJECTS	Regular Instruction Program	SUNTRUST BANK CARD	20142	NOV/DEC	12/28/2018	16.75	42229061	142
SCHOOL FEDERAL PROJECTS	Transportation	DANIELLE K DOTSON	10960	PARENT MILEAGE	12/14/2018	55.21	42228757	142
SCHOOL FEDERAL PROJECTS	Transportation	MOUNTAINEER BUS LINES LLC	10965	Dec-18	12/11/2018	14,638.00	42228627	142
SCHOOL FEDERAL PROJECTS	Transportation	SMITH BUS LINES INC	10964	Dec-18	12/11/2018	14,536.00	42228628	142
WORKER'S COMPENSATION FUND	Employee Benefits	FIRST TENNESSEE BANK	20090	WORK COMP	12/14/2018	60,000.00	26228795	266

Travel Expenses for 12/01/18 thru 12/31/18

Account Desc	Vendor/Memo	Fund	Date	Reference#	Vendor #	Expenditures
Circuit Court Clerk	General County for 12/03/2018	101	12/3/2018	18002627	0	9.00
Circuit Court Clerk	General County for 12/17/2018	101	12/17/2018	18002954	0	53.87
County Clerk's Office	General County for 12/17/2018	101	12/17/2018	18002954	0	265.36
Criminal Court	General County for 12/03/2018	101	12/3/2018	18002627	0	118.77
Criminal Court	SUNTRUST BANK CARD	101	12/20/2018	11079	126740	10.00
Criminal Court	SUNTRUST BANK CARD	101	12/20/2018	11078	126740	42.05
Criminal Court	SUNTRUST BANK CARD	101	12/20/2018	11077	126740	24.51
Criminal Court	SUNTRUST BANK CARD	101	12/20/2018	11076	126740	20.32
Criminal Court	SUNTRUST BANK CARD	101	12/20/2018	182543	126740	88.14
Criminal Court	SUNTRUST BANK CARD	101	12/20/2018	182544	126740	206.31
Criminal Court	SUNTRUST BANK CARD	101	12/20/2018	180972	126740	1,010.50
Data Processing	General County for 12/17/2018	101	12/17/2018	18002954	0	62.64
Drug Court	SUNTRUST BANK CARD	101	12/20/2018	181298	126740	202.10
Drug Enforcement	SUNTRUST BANK CARD	363	12/20/2018	11040	126740	(421.71)
Election Commission	General County for 12/17/2018	101	12/17/2018	18002954	0	451.94
Election Commission	089289 TN ASSOC OF CO ELECT OFFI	101	12/19/2018	89289	0	(191.84)
Election Commission	SUNTRUST BANK CARD	101	12/20/2018	11059	126740	59.16
Election Commission	SUNTRUST BANK CARD	101	12/20/2018	182327	126740	171.12
Election Commission	SUNTRUST BANK CARD	101	12/20/2018	181388	126740	450.00
Food Service	Schools-Classified for 12/03/2018	143	12/3/2018	18002631	0	97.68
Jail	Sheriffs for 12/03/2018	101	12/3/2018	18002632	0	60.45
Juvenile Court	General County for 12/03/2018	101	12/3/2018	18002627	0	16.00
Juvenile Court	General County for 12/03/2018	101	12/3/2018	18002627	0	174.26
Juvenile Court	General County for 12/17/2018	101	12/17/2018	18002954	0	516.09
Juvenile Court	General County for 12/17/2018	101	12/17/2018	18002954	0	90.42
Libraries	Library for 12/17/2018	115	12/17/2018	18002956	0	54.04
Local Health Center	General County for 12/03/2018	101	12/3/2018	18002627	0	7.34
Local Health Center	General County for 12/17/2018	101	12/17/2018	18002954	0	396.21
Other Student Support	Schools-Certified for 12/03/2018	142	12/3/2018	18002630	0	576.17
Preservation of Records	General County for 12/17/2018	101	12/17/2018	18002954	0	40.01
Rabies and Animal Control	089173 ANIMAL SHELTER	101	12/6/2018	89173	0	(40.00)
Rabies and Animal Control	089225 ANIMAL SHELTER	101	12/12/2018	89225	0	(1,324.00)
Rabies and Animal Control	089261 ANIMAL SHELTER	101	12/17/2018	89261	0	(56.00)
Register of Deeds	General County for 12/03/2018	101	12/3/2018	18002627	0	292.59
Regular Instruction Program	Schools-Certified for 12/03/2018	141	12/3/2018	18002630	0	64.20
Regular Instruction Program	Schools-Certified for 12/17/2018	141	12/17/2018	18002957	0	1,323.53
Regular Instruction Program	Schools-Certified for 12/17/2018	142	12/17/2018	18002957	0	29.10
Regular Instruction Program	Schools-Certified for 12/17/2018	142	12/17/2018	18002957	0	205.38
Regular Instruction Program	Schools-Certified for 12/17/2018	142	12/17/2018	18002957	0	29.26
Regular Instruction Program	Schools-Classified for 12/17/2018	141	12/17/2018	18002958	0	40.98
Regular Instruction Program	Schools-Classified for 12/17/2018	142	12/17/2018	18002958	0	35.85
Risk Management	General County for 12/03/2018	101	12/3/2018	18002627	0	118.23
Sheriff's Department	Sheriffs for 12/03/2018	101	12/3/2018	18002632	0	789.00
Sheriff's Department	Sheriffs for 12/17/2018	101	12/17/2018	18002959	0	1,127.67
Sheriff's Department	SUNTRUST BANK CARD	101	12/20/2018	11036	126740	(106.75)
Sheriff's Department	SUNTRUST BANK CARD	101	12/20/2018	182015	126740	1,116.00
Sheriff's Department	SUNTRUST BANK CARD	101	12/20/2018	182330	126740	101.05
Sheriff's Department	SUNTRUST BANK CARD	101	12/20/2018	182383	126740	245.10
Sheriff's Department	SUNTRUST BANK CARD	101	12/20/2018	182292	126740	1,330.00
Special Education Program	Schools-Certified for 12/03/2018	141	12/3/2018	18002630	0	138.19

Travel Expenses for 12/01/18 thru 12/31/18

Account Desc	Vendor/Memo	Fund	Date	Reference#	Vendor #	Expenditures
Special Education Program	Schools-Certified for 12/17/2018	141	12/17/2018	18002957	0	789.01
Special Education Program	Schools-Classified for 12/17/2018	141	12/17/2018	18002958	0	50.13
Vocational Education Program	Schools-Certified for 12/17/2018	142	12/17/2018	18002957	0	67.51
						11,026.94

Blount County Government
Budget Amendment Request

PCSTED
18003057

FY 18-19

Department: Hwy
Account: 131-062000

Type of Amendment: (check one)

- ☑ **Transfer** (no overall change to adopted budget)
- ☐ **Decrease** (reducing adopted budget due to unforeseen effect on "revenue" or "expense")
- ☐ **Increase** (raising adopted budget due to unforeseen effect on "revenue" or "expense")
- ☐ **Adjustment** (correction to adopted budget due to "grant award" or "budgetary adjustment")

******IF an Increase or Decrease, a memo explaining the need or purpose MUST accompany amendment form******

	Account Number	Description	Amount
TO	131-062000-500399	Other contracted services	50,000.00
		TOTAL	50,000.00

	Account Number	Description	Amount
FROM	131-062000-500404	Asphalt	50,000.00
		TOTAL	50,000.00

Explanation: Striping and guardrail repair due to increased paving.

Signature of Official/Department Head/Date 12/19/18

Signature of County Mayor/Date 12-21-18

*All requests requiring committee approval are due to Sr. Financial Analyst's Office by noon on the Tuesday before the Budget Committee Meeting.

Budget Amendment Request

POSTED

FY 18-19

Department: EMA | 800 3020

Account: 54410

Type of Amendment: (check one)

- [x] **Transfer** (no overall change to adopted budget)
- [ ] **Decrease** (reducing adopted budget due to unforeseen effect on "revenue" or "expense")
- [ ] **Increase** (raising adopted budget due to unforeseen effect on "revenue" or "expense")
- [ ] **Adjustment** (correction to adopted budget due to "grant award" or "budgetary adjustment")

******IF an Increase or Decrease, a memo explaining the need or purpose MUST accompany amendment form******

	Account Number	Description	Amount
TO	101-54410-500426	Food Supplies	$1,000.00
		TOTAL	$1,000.00

	Account Number	Description	Amount
FROM	101-54410-500399-0	Other Contracted Services	$1,000.00
		TOTAL	$1,000.00

Explanation: upcoming meetings

Signature of Official/Department Head/Date: 12-17-18

Signature of County Mayor/Date: 12-21-18

*All requests requiring committee approval are due to Sr. Financial Analyst's Office by noon on the Tuesday before the Budget Committee Meeting.

FY 18-19

Department: Recovery Court

Account: 053200

POSTED 18000034

Type of Amendment: (check one)

- [x] Transfer (no overall change to adopted budget)
- [ ] Decrease (reducing adopted budget due to unforeseen effect on "revenue" or "expense")
- [ ] Increase (raising adopted budget due to unforeseen effect on "revenue" or "expense")
- [ ] Adjustment (correction to adopted budget due to "grant award" or "budgetary adjustment")

***IF an Increase or Decrease, a memo explaining the need or purpose MUST accompany amendment form ***

	Account Number	Description	Amount
TO	101-053200-500422-00128	Food Supplies	200.00
		TOTAL	200.00

	Account Number	Description	Amount
FROM	101-053200-500435-00128	Office Supplies	200.00
		TOTAL	200.00

Explanation: Transfer of funds to Food Supplies line to purchase salad for dinner being hosted by the Blount Co library for Blount Co Recovery Court participants December 17, 2018.

12/17/18

Signature of Official/Department Head/Date

12-21-18

Signature of County Mayor/Date

*All requests requiring committee approval are due to Sr. Financial Analyst's Office by noon on the Tuesday before the Budget Committee Meeting.

Blount County Government
Budget Amendment Request

POSTED 18003058

FY 18-19

Department: 115

Account: 056500

Type of Amendment: (check one)

- [x] Transfer (no overall change to adopted budget)
- [ ] Decrease (reducing adopted budget due to unforeseen effect on "revenue" or "expense")
- [ ] Increase (raising adopted budget due to unforeseen effect on "revenue" or "expense")
- [ ] Adjustment (correction to adopted budget due to "grant award" or "budgetary adjustment")

****IF an Increase or Decrease, a memo explaining the need or purpose MUST accompany amendment form****

	Account Number	Description	Amount
TO	115-056500-500471	Software	1,080.00
		TOTAL	1,080.00

	Account Number	Description	Amount
FROM	115-056500-500399	Other Contracted Services	1,080.00
		TOTAL	1,080.00

Explanation: Move in line with COA - Copira Technologies, Inc.

12/18/18

Signature of Official/Department Head/Date

12-21-18

Signature of County Mayor/Date

*All requests requiring committee approval are due to Sr. Financial Analyst's Office by noon on the Tuesday before the Budget Committee Meeting.

POSTED
18002925

Blount County Government
Budget Amendment Request

FY 18-19

Department: Drug Task Force
Account: 363-054150

Type of Amendment: (check one)

- ☑ **Transfer** (no overall change to adopted budget)
- ☐ **Decrease** (reducing adopted budget due to unforeseen effect on "revenue" or "expense")
- ☐ **Increase** (raising adopted budget due to unforeseen effect on "revenue" or "expense")
- ☐ **Adjustment** (correction to adopted budget due to "grant award" or "budgetary adjustment")

******IF an Increase or Decrease, a memo explaining the need or purpose MUST accompany amendment form******

	Account Number	Description	Amount
TO	363-054150-500431-0	Law Enforcement Supplies	500.00
		TOTAL	500.00

	Account Number	Description	Amount
FROM	363-054150-500453-0	Vehicle Parts	500.00
		TOTAL	500.00

Explanation: To purchase Law Enforcement supplies

Ron Tidwell 12-12-2018
Signature of Official/Department Head/Date

Signature of County Mayor/Date

*All requests requiring committee approval are due to Sr. Financial Analyst's Office by noon on the Tuesday before the Budget Committee Meeting.

POSTED 1800 2861

Blount County Government
Budget Amendment Request

FY 18-19

Department: Schools

Account: Title II

Type of Amendment: (check one)

- [x] **Transfer** (no overall change to adopted budget)
- [ ] **Decrease** (reducing adopted budget due to unforeseen effect on "revenue" or "expense")
- [ ] **Increase** (raising adopted budget due to unforeseen effect on "revenue" or "expense")
- [ ] **Adjustment** (correction to adopted budget due to "grant award" or "budgetary adjustment")

******IF an Increase or Decrease, a memo explaining the need or purpose MUST accompany amendment form******

	Account Number	Description	Amount
TO	142-072210-500499-71901	Other Supplies/Materials	10,000.00
	142-072210-500524-71901	InService/Staff Dev	53,415.46
	142-072130-500429-71901	Instructional Supplies	1,000.00
		TOTAL	64,415.46

	Account Number	Description	Amount
FROM	142-072130-500499-71901	Other Supplies/Materials	-10,000.00
	142-072130-500524-71901	InService/Staff Dev	-53,415.46
	142-072210-500429-71901	Instructional Supplies	-1,000.00
		TOTAL	-64,415.46

Explanation: To adjust FY18 budget to align with state-approved grant funding

Troy Logan 12-7-18
Signature of Official/Department Head/Date

12-10-18
Signature of County Mayor/Date

*All requests requiring committee approval are due to Sr. Financial Analyst's Office by noon on the Tuesday before the Budget Committee Meeting.

Blount County Government
Budget Amendment Request

POSTED 18002867

FY 18-19

Department: GPSF

Account: 141-72620

Type of Amendment: (check one)

- ☑ **Transfer** (no overall change to adopted budget)
- ☐ **Decrease** (reducing adopted budget due to unforeseen effect on "revenue" or "expense")
- ☐ **Increase** (raising adopted budget due to unforeseen effect on "revenue" or "expense")
- ☐ **Adjustment** (correction to adopted budget due to "grant award" or "budgetary adjustment")

******IF an Increase or Decrease, a memo explaining the need or purpose MUST accompany amendment form******

	Account Number	Description	Amount
TO			
	141-72620-799	Other Capital Outlay	40,500.00
		TOTAL	40,500.00

	Account Number	Description	Amount
FROM			
	141-72620-201	Social Security	1,000.00
	141-72620-204	State Retirement	5,000.00
	141-72620-207	Health Insurance	9,000.00
	141-72620-418	Equipment &Machinery Parts	8,100.00
	141-72620-707	Building Improvements	12,400.00
	141-72620-712	HVAC	5,000.00
		TOTAL	40,500.00

Explanation: Transfer funds for repair and/or replace various components on existing playground equipment.

Mary Logan 11-27-18
Signature of Official/Department Head/Date

12-10-18
Signature of County Mayor/Date

*All requests requiring committee approval are due to Sr. Financial Analyst's Office by noon on the Tuesday before the Budget Committee Meeting.

Approved By The
Board of Education
12-6-18

Blount County Government
Budget Amendment Request

POSTED 18002868

FY 18-19

Department: GPSF

Account: 141-72250

Type of Amendment: (check one)

- [x] **Transfer** (no overall change to adopted budget)
- [ ] **Decrease** (reducing adopted budget due to unforeseen effect on "revenue" or "expense")
- [ ] **Increase** (raising adopted budget due to unforeseen effect on "revenue" or "expense")
- [ ] **Adjustment** (correction to adopted budget due to "grant award" or "budgetary adjustment")

******IF an Increase or Decrease, a memo explaining the need or purpose MUST accompany amendment form******

	Account Number	Description	Amount
TO			
	141-72250-471	Software	9,000.00
		TOTAL	9,000.00

	Account Number	Description	Amount
FROM			
	141-72250-709	Data Processing Equipment	9,000.00
		TOTAL	9,000.00

Explanation: Transfer funds to purchase bus routing software.

Troy Logan 11-29-18
Signature of Official/Department Head/Date

12-10-18
Signature of County Mayor/Date

*All requests requiring committee approval are due to Sr. Financial Analyst's Office by noon on the Tuesday before the Budget Committee Meeting.

Approved By The
Board of Education
12-6-18

Blount County Government
Budget Amendment Request

POSTED 18002866

FY 18-19

Department: Elections

Account: 51500

Type of Amendment: (check one)

- [x] **Transfer** (no overall change to adopted budget)
- [ ] **Decrease** (reducing adopted budget due to unforeseen effect on "revenue" or "expense")
- [ ] **Increase** (raising adopted budget due to unforeseen effect on "revenue" or "expense")
- [ ] **Adjustment** (correction to adopted budget due to "grant award" or "budgetary adjustment")

******IF an Increase or Decrease, a memo explaining the need or purpose MUST accompany amendment form******

	Account Number	Description	Amount
TO	101-51500-500348	Postal Charges	3,000.00
		TOTAL	3,000.00

	Account Number	Description	Amount
FROM	101-51500-500333	Licenses	3,000.00
		TOTAL	3,000.00

Explanation: Funds needed for remainder of fiscal year.

Susan Knopf 12/10/18
Signature of Official/Department Head/Date

12-10-18
Signature of County Mayor/Date

*All requests requiring committee approval are due to Sr. Financial Analyst's Office by noon on the Tuesday before the Budget Committee Meeting.

Blount County Government
Budget Amendment Request

POSTED 18002845

FY 18-19

Department: County Clerks Office

Account: 052500

Type of Amendment: (check one)

- [x] Transfer (no overall change to adopted budget)
- [ ] Decrease (reducing adopted budget due to unforeseen effect on "revenue" or "expense")
- [ ] Increase (raising adopted budget due to unforeseen effect on "revenue" or "expense")
- [ ] Adjustment (correction to adopted budget due to "grant award" or "budgetary adjustment")

IF an Increase or Decrease, a memo explaining the need or purpose MUST accompany amendment form

	Account Number	Description	Amount
TO	101-052500-500320	DUES & MEMBERSHIPS	83.00
		TOTAL	83.00

	Account Number	Description	Amount
FROM	101-052500-500435	OFFICE SUPPLIES	83.00
		TOTAL	83.00

Explanation: For 2019 County Clerk Dues

Gaye Hasty 12-5-18
Signature of Official/Department Head/Date

12-6-18
Signature of County Mayor/Date

*All requests requiring committee approval are due to Sr. Financial Analyst's Office by noon on the Tuesday before the Budget Committee Meeting.

Budget Amendment Request

POSTED 18002818

FY 18-19

Department: 54410

Account: Civil Defense

Type of Amendment: (check one)

- ☑ **Transfer** (no overall change to adopted budget)
- ☐ **Decrease** (reducing adopted budget due to unforeseen effect on "revenue" or "expense")
- ☐ **Increase** (raising adopted budget due to unforeseen effect on "revenue" or "expense")
- ☐ **Adjustment** (correction to adopted budget due to "grant award" or "budgetary adjustment")

******IF an Increase or Decrease, a memo explaining the need or purpose MUST accompany amendment form******

	Account Number	Description	Amount
TO	101-54410 - 500499		$2,400.00
	"Other Supplies & Materials" →		
		TOTAL	2400

	Account Number	Description	Amount
FROM	101-54410-500399		2,400
	"Other Contracted Services" →		
		TOTAL	2,400

Explanation: Moving funds to cover cost of new tripod system to be assigned to Townsend Area Volunteer Fire Department

12/5/18

Signature of Official/Department Head/Date

12-5-18

Signature of County Mayor/Date

*All requests requiring committee approval are due to Sr. Financial Analyst's Office by noon on the Tuesday before the Budget Committee Meeting.

POSTED
18002817

Blount County Government
Budget Amendment Request

FY 18-19

Department: VETERANS
Account: 101-058300

Type of Amendment: (check one)

- ☑ Transfer (no overall change to adopted budget)
- ☐ Decrease (reducing adopted budget due to unforeseen effect on "revenue" or "expense")
- ☐ Increase (raising adopted budget due to unforeseen effect on "revenue" or "expense")
- ☐ Adjustment (correction to adopted budget due to "grant award" or "budgetary adjustment")

******IF an Increase or Decrease, a memo explaining the need or purpose MUST accompany amendment form******

	Account Number	Description	Amount
TO	711	FURNITURE & FIXTURES	1,000.00
		TOTAL	1,000.00

	Account Number	Description	Amount
FROM	508	PREMIUM ON CORPORATE SURETY BONDS	100.00
	356	TUITION	300.00
	414	DUPLICATING SUPPLIES	600.00
		TOTAL	1,000.00

15

Explanation:

TRANSFER TO PURCHASE NEW OFFICE CHAIRS FOR EMPLOYEES. THE CHAIRS WE HAVE ARE WORN AND UNCOMFORTABLE THEY ARE HAND ME DOWNS FROM OTHER DEPARTMENTS

12/3/18 — Signature of Official/Department Head/Date

12-5-18 — Signature of County Mayor/Date

*All requests requiring committee approval are due to Sr. Financial Analyst's Office by noon on the Tuesday before the Budget Committee Meeting.

Blount County Government
Budget Amendment Request

POSTED 18002816

FY 18-19

Department: VETERANS
Account: 101-058300

Type of Amendment: (check one)

- ☑ **Transfer** (no overall change to adopted budget)
- ☐ **Decrease** (reducing adopted budget due to unforeseen effect on "revenue" or "expense")
- ☐ **Increase** (raising adopted budget due to unforeseen effect on "revenue" or "expense")
- ☐ **Adjustment** (correction to adopted budget due to "grant award" or "budgetary adjustment")

******IF an Increase or Decrease, a memo explaining the need or purpose MUST accompany amendment form******

	Account Number	Description	Amount
TO	334	MAINTENANCE AGREEMENTS	200.00
		TOTAL	200.00

	Account Number	Description	Amount
FROM	425	GASOLINE	200.00
		TOTAL	200.00

Explanation: SHRED IT STANDARD CONTAINER SERVICE DECEMBER THRU JUNE 2018.

12/3/18
Signature of Official/Department Head/Date

12-5-18
Signature of County Mayor/Date

*All requests requiring committee approval are due to Sr. Financial Analyst's Office by noon on the Tuesday before the Budget Committee Meeting.

POSTED
18002815

Blount County Government
Budget Amendment Request

FY 18-19

Department: Mayor
Account: 51300

Type of Amendment: (check one)

- [x] Transfer (no overall change to adopted budget)
- [ ] Decrease (reducing adopted budget due to unforeseen effect on "revenue" or "expense")
- [ ] Increase (raising adopted budget due to unforeseen effect on "revenue" or "expense")
- [ ] [redacted] (correction to adopted budget due to "grant award" or "budgetary adjustment")

******IF an Increase or Decrease, a memo explaining the need or purpose MUST accompany amendment form******

	Account Number	Description	Amount
TO	101-051300-500599	Other Charges	100.00
		TOTAL	100.00

	Account Number	Description	Amount
FROM	101-051300-500425	Gasoline	100.00
		TOTAL	100.00

Explanation: For notary insurance bond: Alicia Bailey; renewal: Amy Cowden

Amy M Cowden 12/3/18
Signature of Official/Department Head/Date

12-5-18
Signature of County Mayor/Date

*All requests requiring committee approval are due to Sr. Financial Analyst's Office by noon on the Tuesday before the Budget Committee Meeting.

Blount County Government
Budget Amendment Request

FY 18-19

Department: Hwy
Account: 131

POSTED
18002785

Type of Amendment: (check one)

- [x] **Transfer** (no overall change to adopted budget)
- [ ] **Decrease** (reducing adopted budget due to unforeseen effect on "revenue" or "expense")
- [ ] **Increase** (raising adopted budget due to unforeseen effect on "revenue" or "expense")
- [ ] **Adjustment** (correction to adopted budget due to "grant award" or "budgetary adjustment")

******IF an Increase or Decrease, a memo explaining the need or purpose MUST accompany amendment form******

	Account Number	Description	Amount
TO	131-061000-500435	Office Supplies	1,000.00
	-500410	Custodial Supplies	1,000.00
	-500707	Building Improvements	8,426.00
		TOTAL	10,426.00

	Account Number	Description	Amount
FROM	131-061000-500307	Communications	8,000.00
	-500719	Office Equipment	2,426.00
		TOTAL	10,426.00

Explanation: Move money into correct accounts. Communication upgrade was overestimated and office equipment will not be purchased at this time.

Signature of Official/Department Head/Date 12/5/18

Signature of County Mayor/Date 12-5-18

*All requests requiring committee approval are due to Sr. Financial Analyst's Office by noon on the Tuesday before the Budget Committee Meeting.

Blount County Government
Budget Amendment Request

POSTED
18002618

FY 18-19

Department: Federal Projects
Account: 142-72210-xxx-61904

Type of Amendment: (check one)

- ☑ **Transfer** (no overall change to adopted budget)
- ☐ **Decrease** (reducing adopted budget due to unforeseen effect on "revenue" or "expense")
- ☐ **Increase** (raising adopted budget due to unforeseen effect on "revenue" or "expense")
- ☐ **Adjustment** (correction to adopted budget due to "grant award" or "budgetary adjustment")

******IF an Increase or Decrease, a memo explaining the need or purpose MUST accompany amendment form******

	Account Number	Description	Amount
TO			
	142-72210-315-61904	Contracts with Vehicle Owners	4,000.00
	142-72210-369-61904	Contracts Substitute Teachers	1,867.00
	142-72210-524-61904	In-service Professional Development	900.00
		TOTAL	6,767.00

	Account Number	Description	Amount
FROM			
	142-72210-429-61904	Instructional Supplies	2,267.00
	142-72210-471-61904	Software	4,500.00
		TOTAL	6,767.00

Explanation: Transfer funds to align with grant objectives.

Troy Logan 11-30-18
Signature of Official/Department Head/Date

11-30-18
Signature of County Mayor/Date

*All requests requiring committee approval are due to Sr. Financial Analyst's Office by noon on the Tuesday before the Budget Committee Meeting.

Blount County Government
Budget Amendment Request

POSTED 1800280 7

FY 18-19

Department: Fund 264
Account:

Type of Amendment: (check one)

- ☑ **Transfer** (no overall change to adopted budget)
- ☐ **Decrease** (reducing adopted budget due to unforeseen effect on "revenue" or "expense")
- ☐ **Increase** (raising adopted budget due to unforeseen effect on "revenue" or "expense")
- ☐ **Adjustment** (correction to adopted budget due to "grant award" or "budgetary adjustment")

******IF an Increase or Decrease, a memo explaining the need or purpose MUST accompany amendment form******

	Account Number	Description	Amount
TO	264-58600-500530	Fines, Assessments, and Penalties	4,040.00
		TOTAL	4,040.00

	Account Number	Description	Amount
FROM	264-58600-500507	Medical Claims	4,040.00
		TOTAL	4,040.00

Explanation: Payment for 2016 filing of form 720.

AR

Jaclyn Johnson
Signature of Official/Department Head/Date

12-5-18
Signature of County Mayor/Date

*All requests requiring committee approval are due to Sr. Financial Analyst's Office by noon on the Tuesday before the Budget Committee Meeting.

CBBCBank
PO Box 9730
Maryville, TN 37802-9730
Phone: (865) 977-5900

EQUAL HOUSING LENDER

FDIC

1828074

THE PUBLIC BUILDING AUTHORITY OF
381 COURT ST
MARYVILLE TN 37804-5906

Date 11/30/18	Page 1
Account	Ending 4100
Enclosures	

CHECKING ACCOUNTS

Maintain a $500 minimum daily balance to avoid a $5.00 service charge.

SIMPLY BUSINESS	
Account Number	Ending 4100
Previous Balance	34,656.59
Deposits/Credits	.00
Checks/Debits	.00
Service Charge	.00
Interest Paid	.00
Ending Balance	34,656.59

Number of Enclosures	0
Statement Dates 11/01/18 thru	11/30/18
Days in the statement period	30
Average Ledger	34,656
Average Collected	34,656

Daily Balance Information

Date	Balance
11/01	34,656.59

017800145301010 00

Blount County Government

359 Court Street
Maryville, TN 37804-5906

Legislation Details (With Text)

File #:	19-9	**Version:**	1	**Name:**	
Type:	Appointment			**Status:**	Agenda Ready
File created:	1/3/2019			**In control:**	Board of Commissioners
On agenda:	1/17/2019			**Final action:**	
Title:	Blount Memorial Hospital Board of Directors - Appointments (3-Year Term) of Carolyn Forster and Clarence Williams.				
Sponsors:					
Indexes:					
Code sections:					
Attachments:	Letter - BMH Board Appointments Resume - Forster - BMH Board Resume - Williams - BMH Board Website Bios				

Date	Ver.	Action By	Action	Result
1/8/2019	1	Commission Workshop		

Blount Memorial
Hospital

907 East Lamar Alexander Parkway
Maryville, Tennessee 37804
865-983-7211
blountmemorial.org

Robert Redwine
President of the Board

David Pesterfield
Vice President of the Board

Don Heinemann
Chief Executive Officer

Medical Staff

Dr. Jane Souther
Chief of Staff

Dr. Daniel Hunter
Vice Chief of Staff

November 15, 2018

The Honorable Ed Mitchell
Mayor of Blount County
341 Court Street
Maryville, TN 37804

Commissioner Ron French
Chairman, Blount County Commission
359 Court Street
Maryville, TN 37804

Dear Mayor Mitchell and Commissioner French:

The Blount Memorial Hospital Board Nominating Committee met recently and voted unanimously to submit Ms. Carolyn Forster and Mr. Clarence Williams to the Blount County Commission requesting approval for new three-year terms on the Blount Memorial Hospital Board of Directors. These terms would cover the calendar years of 2019, 2020, and 2021.

Ms. Forster and Mr. Williams have both proven to be excellent board members. Both currently serve on all the board committees: finance, institutional planning, human resources, professional affairs and joint conference committee. Both Mr. Williams and Ms. Forster bring excellent knowledge to the Board and have been very active. Enclosed are brief information sheets on Ms. Forster and Mr. Williams.

The nominating committee would appreciate your taking Mr. Williams' and Ms. Forster's nominations through the Commission's process as soon as practical. I would also appreciate your letting me know when the Commission has made its decision.

Thank you for your consideration in this matter,

Sincerely yours,

Robert P. Redwine, Chairman
Blount Memorial Hospital Board Nominating Committee

Enclosures

cc: Ms. Lori Bell, Commission Secretary

RPR:cmm

CAROLYN D. FORSTER

Family
Children: **Joy Carver**, owner
Dandy Lions Gifts, Maryville
Rebecca
New York, New York

Past Employment

Sep 2005 – Nov 2014 (contract)
KUB
Facilitator, PACE 10 Partners Council

Oct 1995-May 2004
Executive Director, Leadership Blount County, Inc.

(Full time stay-at-home Mom and Community Volunteer, 1985 – 1995)

Sep 72 - Feb 85:
Tennessee Air National Guard
Secretary to the Commander
McGhee Tyson Airbase

Sep 71 - Sep 72:
Teacher
Friendsville High School

Education

Graduate, Porter High School, Maryville, 1965
B.S., Business Administration, The University of Tennessee, Knoxville, 1969

Community Activities

Current

Board of Directors, Blount Memorial Hospital, 2013-present
Great Smoky Mountains Heritage Center Guild, 2012-present
Senior Advisory Council (SMiles), 2013-present
Board of Directors, Leadership Blount, 2011-present
Advisory Council, Legal Aid of East Tennessee, 2014-present
Community Impact Committee, United Way, 2005 - present

Past

Member, first class of Leadership Blount, 1991
Chairman, 'Pennies for a Purpose', fund raiser for Boys Group Home, 1992
Co-Chairman, Dogwood Arts Festival, 1993
Past Chairman, Jr. Service League Follies
Past President, GFWC Jr. Chilhowee Club
Past President, Family Support Group, 134th AREFG, McGhee Tyson Airbase
Foothills Fall Festival Committee, 1999-2009
  Chair of ArtWay / Juried Arts and Crafts Show 2002-2009
Board of Trustees, Blount County Library, 1999-2004
Advisory Board, Pellissippi State Technical Community College, 1998-2007
Advisory Board, Mountain Challenge, 1999-2007
ALCOA Foundation Community Advisory Board, 2001-2009
Honorary Chairman, Blount Memorial Hospital Gala, 2001
Chairman, United Way Day of Caring (2 years)
Co-Chairman, United Way 1995 Fashion Show
United Way Allocations Panel (8 years)
United Way Pillars Campaign Co-Chair, 2007
Co-Chair, Maryville College Community Campaign, 2004
Co-Chair, Andrea Walks, Fundraiser for Children's Advocacy Center, 2005
Co-Chair, Citizens for Civic Arts Center, 2005
Co-Chair, Relay for Life, Blount County, 2006

Former Board of Directors:

United Way
Blount County American Red Cross
Little River Watershed Association
Child and Family Services, Blount County
Haven House
Sam Houston Historic Schoolhouse Association

Regional and State Activities:

Current

Board of Directors, WUOT 91.9 Inc., 2009 – present
Board of Directors, East Tennessee Quality Growth, 2012-present

Past

Board of Directors, Nine Counties.One Vision., 2000-2005,
Member of Events and Activities Task Force, 9C1V
Board of Directors, East Tennessee Regional Leadership Association, (ETRLA)
Past President, Board of Directors, Tennessee Association of Community Leadership, (TACL)

Awards

(Local) Named to The Daily Times Wall of Fame, 2001
Recipient of Community Leadership Award, 2015
(Regional) Recipient of the 2004 Bob Gonia Leadership Award
(State) Recipient of The Adjutant General's Distinguished Patriot Medal, 2003

CLARENCE B. WILLIAMS

Before retiring from the Tennessee Valley Authority in 2005, Clarence B. Williams was the Director of Equal Opportunity Compliance where he was employed for 24 years. He was responsible for the impartial processing of TVA's equal opportunity complaints.

Williams has 32 years experience in the equal opportunity arena with TVA, the Department of Energy, and the Department of Labor. His experience includes positions as a summer intern with Union Carbide from 1968 through 1971. From 1972 through 1980 he was employed as Facility Compliance Officer with the Atomic Energy Commission; Facility Compliance Officer with the U.S. Energy Research and Development Administration; Senior Compliance Officer, Acting Branch Chief, and Acting Regional Director for the U.S. Department of Energy; and Supervisor, and Acting Director with the U.S. Department of Labor, Office of Federal Contract Compliance Program in Tennessee.

He is a graduate of the University of Tennessee with additional studies and training at the University of Michigan, Harvard University, the University of Tennessee, Bowie State University, National Training Laboratory, the Center for Creative Leadership, The Justice Center of Atlanta, as well as other professional development and training. He is also a trained and experienced mediator in workplace disputes.

He has served on the Board of Directors of the Blount County Affiliate of Habitat for Humanity and on the board of directors of Child and Family Services of Tennessee. Presently, he sits on the Alcoa Regional Planning Commission as Vice Chairman, the Advisory Board for First Tennessee Bank and the Advisory Board for the Frank H. McClung Museum at The University of Tennessee.

BLOUNT MEMORIAL HOSPITAL
Maryville, Tennessee

Board of Directors with Terms Expiring December 2018

Ms. Carolyn Forster is a contract consultant with KUB. She was the Executive Director of Leadership Blount County from 1995 through 2004. She began serving on the Board in March 2013 and is appointed by the Blount County Commission.



Mr. Clarence Williams is retired from the Tennessee Valley Authority where he served as director of equal opportunity compliance. He has served on the Board since January 2007 and is appointed by the Blount County Commission.

Blount County Government

359 Court Street
Maryville, TN 37804-5906

Legislation Details (With Text)

File #:	19-10	**Version:**	1	**Name:**	
Type:	Appointment			**Status:**	Agenda Ready
File created:	1/3/2019			**In control:**	Board of Commissioners
On agenda:	1/17/2019			**Final action:**	

Title: Budget Committee - Confirmation of County Mayor Appointments (1-Year Term) of Jared Anderson, Mike Caylor, Sharon Hannum, and Tom Stinnett.

Sponsors:

Indexes:

Code sections:

Attachments: Memo Budget Committee Reappointments
Sharon Hannum Resume

Date	Ver.	Action By	Action	Result
1/8/2019	1	Commission Workshop		

powered by Legistar™

Blount County Mayor

Ed Mitchell

341 Court Street, Maryville, TN 37804-5906

Phone: (865) 273-5700

Fax: (865) 273-5705

Email: emitchell@blounttn.org

TO: Blount County Commission

FROM: Ed Mitchell, Mayor

RE: Recommendations for Budget Committee

DATE: January 2, 2019

For the consideration of the full commission, I am submitting my recommendation of the following names for reappointment to serve on the Budget Committee:

Tom Stinnett
Jared Anderson
Mike Caylor
Sharon Hannum

Biographical Sketch
Sharon Hannum

Sharon Hannum was born to Robert (Bobby) "and Edna "June" Hannum in Blount County, Tennessee and was educated at Hale Elementary, Maryville Jr. High and Maryville High School. She is a graduate of the Maryville High School class of 1969. She attended Draughon's Business College (currently South College) where she attained an Associates Degree in Business Administration.

Sharon spent seven years as an employee of the Carborundum Company, Pollution Control Division in Knoxville, TN and while working as a Marketing/PR Coordinator, received a phone call from The Aluminum Company of America, now known as Alcoa, Inc. and formerly known as "The Plant", recruiting her to employment at Alcoa. Sharon is currently retired from Alcoa, Inc. with 30 years of service. Sharon began her career as a Unit Supervisor in the North Ingot Department. She was recruited especially for this role, as there were no women in this traditionally male dominated position. After working as a Unit Supervisor for 7 years in the Ingot Department and rising to the level of Shift Supervisor, she transferred into Central Services, the Maintenance, Engineering and Utilities division of Tennessee Operations. It is from this division that she retired as an Area Coordinator.

Sharon is the mother of one son, Robert Todd Hannum, who is the light and joy of her life. Todd is a Regional Marketing and Sales Product Manager for Ramsey Industries and is presently residing in Atlanta, Georgia. Sharon is devoted to her family and St. Paul A.M.E. Zion Church of Maryville where she serves as a licensed Exhorter, serves on the Administrative Board , Class Leader, Board of Activities for the Jehovah-Jireh Food Ministry, Prayer Coordinator, Sunday School Teacher, Facilitator for Sisters 4 Tomorrow/Daughters of Imani Girls Mentoring Program, and Facilitator for the Intercessory Prayer Ministry and Pastor's Intercessory Prayer Team at her local church..

Sharon serves as a Maryville District Officer as Director of Young Adults in the Department of Christian Education and the District Intercessory Prayer Team. She further serves her church in the capacity of Tennessee Conference Director of Christian Education and was appointed by the Presiding Prelate of the Mid-West Episcopal Area as Mid-West Youth Director, Coordinator for the Mid-West Youth Leadership Institute and as a member of the Mid-West Prayer Team.

In the community Sharon currently serves as President of the Board of Trustees for the Blount County Public Library; Chair of the Jail Inspection Committee for Blount County Government; Board of Directors, Pellissippi State Community College Board of Trustees; Advisory Board New Opportunity School for Women and the Community Advisory Board for Denso Manufacturing Tennessee. Sharon has also developed and facilitates The Women's Support Network created to serve women who have been incarcerated and are seeking a new start in life, in collaboration with Blount County Global Women where she also serves on the Steering Committee for Blount County Global Women; member of the Blount County Ecumenical Action Council; Facilitates The Women in Business Focus Group for the Blount Chamber Partnership; and the United Way Food Pantry Collaboration and Helpline committees.

Sharon has been nominated for the AAUW Crystal Award in 2008 and the 2013 Athena Leadership Award, is the recipient of the 2014 Athena Leadership Award; the Mayor's Lifetime Achievement Award and was also named one of Blount County's Hero's for 2014. Sharon also received in December 2012 an award for Exemplary Service in Christian Education for the Central Region of the AME Zion Church and was the recipient of the 2013 MLK, Jr.

Committee, "Anthony Dunnings" Community Service Award. Sharon is also a 1998 graduate of Leadership Blount.

It is Sharon's desire to live her life in service to church and community as God would have her to serve and love as God has called her to love…with Christ as her model.

Past community service:

Martin Luther King Jr. Committee (22 years; 17 years as chair)
Blount Chamber Foundation (10 years; and also served on the Board of Directors)
Blount Education Initiative
Established Blount Achieves which is now part of Tennessee Achieves
Alcoa City Schools Foundation (9 years as Chair)
Co-Chair of the East Tennessee Women's Leadership Summit (until December of 2014)
Board of Directors for Leadership Blount (Alumni of class of 1998)
Advisory Board for the Daily Times

Blount County Government

359 Court Street
Maryville, TN 37804-5906

Legislation Details (With Text)

File #:	19-11	**Version:**	1	**Name:**	
Type:	Appointment			**Status:**	Agenda Ready
File created:	1/3/2019			**In control:**	Board of Commissioners
On agenda:	1/17/2019			**Final action:**	
Title:	Public Building Authority - Confirmation of County Mayor Appointment (6-Year Term) of Sylvia Davis.				
Sponsors:					
Indexes:					
Code sections:					
Attachments:	Memo PBA Appointment Sylvia Davis - PBA Resume				

Date	Ver.	Action By	Action	Result
1/8/2019	1	Commission Workshop		

powered by Legistar™

Blount County Mayor

Ed Mitchell

341 Court Street, Maryville, TN 37804-5906

Phone: (865) 273-5700

Fax: (865) 273-5705

Email: emitchell@blounttn.org

MEMO

TO: The Blount County Board of Commissioners

FROM: Ed Mitchell, Mayor

RE: Appointments for the Blount County Public Building Authority

DATE: January 2, 2019

I hereby submit the following name as my recommendation for appointment to the Board of the Public Building Authority to fill the vacancy left by the resignation of Abbe Evans (now Abbe Little):

Sylvia Davis, Term to expire: 7/31/2021

Resume attached. Thank you for your consideration and approval.

SYLVIA SHANNON DAVIS

[redacted]

January 3, 2019

Honorable Ed Mitchell
Blount County Mayor
341 Court Street, Maryville TN 37804

Dear Mayor Mitchell:

Thank you for the opportunity to meet with you and Randy Vineyard to learn more about the vacancy on the Blount County Public Building Authority. As follow up to our conversation, I am interested in serving on the PBA and am attaching my resume for your consideration.

I have strong ties to Blount Country having lived here for the past 25 years, as well being married to a Blount County native who has been very active in civic and political affairs. During this time, we have both owned various small business in Blount County. I am currently the owner of Louisville Mercantile, a gift/vintage/DIY shop located in Louisville and Maryville.

I consider the opportunity to serve and give back to the community where I live a privilege, and appreciate your favorable consideration for this appointment. If you have any questions or need additional information, please let me know.

Sincerely,

Sylvia Shannon Davis

Sylvia Shannon Davis

SYLVIA SHANNON DAVIS

[redacted]

PROFESSIONAL EXPERIENCE

- **LOUISVILLE MERCANTILE** (2016 – Present)
  - Owner of small business with locations in Maryville and Louisville

- **OAK RIDGE NATIONAL LABORATORY (UT BATTELLE LLC)**
  Oak Ridge, TN (2009 – 2018)
  - Retired in 2018 as Director of Business Operations and Strategy Services

- **UNIVERSITY OF TENNESSEE**
  Knoxville, TN (1994 – 2009)
  - Retired in 2009 after serving in a variety of positions including Vice President for Strategic Planning and Operations and Vice President for Administration and Finance

- **TENNESSEE BOARD OF REGENTS**
  Nashville, TN (1988 – 1994)
  - Served in various positions including Associate Vice Chancellor for Business and Finance

- **STATE OF TENNESSEE**
  Nashville, TN (1979 – 1988)
  - Served in various budget and auditing positions with progressively added responsibilities with the Department of Finance and Administration and the State Comptroller of the Treasury

EDUCATION AND CERTIFICATIONS

- University of Alabama - B.S. Accounting (1978)
- University of Alabama - MBA (1979)
- Country Chic Certified Painting Instructor (2018)
- Tennessee CPA - inactive

COMMUNITY AND BUSINESS ACTIVITIES PARTICIPATION

- University Health Systems Board of Directors
- University of Tennessee Athletics Board of Directors
- UT Chattanooga Athletics Board Member
- Knoxville Area Chamber Partnership Board of Directors
- University of Tennessee Research Foundation Board Member
- SAP Higher Education Research and Advisory Council Member
- National Association of College and University Business Officer Membership Committee
- Leadership Knoxville

Blount County Government

359 Court Street
Maryville, TN 37804-5906

Legislation Details (With Text)

File #:	19-8	**Version:**	1	**Name:**	
Type:	Appointment			**Status:**	Agenda Ready
File created:	1/3/2019			**In control:**	Board of Commissioners
On agenda:	1/17/2019			**Final action:**	
Title:	Jail Inspection Committee - Reappointments (1-Year Term) of Keith Brock, James Ferguson, and Sharon Hannum.				
Sponsors:					
Indexes:					
Code sections:					
Attachments:	Keith Brock Resume James Ferguson Bio Sharon Hannum Resume				

Date	Ver.	Action By	Action	Result
1/8/2019	1	Commission Workshop		

KEITH WOODROW BROCK

MARYVILLE, TN 3803

OBJECTIVE

To apply my work experience, along with my Blount County Commission experience, to help Blount County Sheriff's Department keep the Blount County jail to the high standards, that it has already achieved.

EDUCATION

Master of Science Mental Health Counseling
Lee University, Cleveland, Tennessee

Bachelor of Arts Business Administration
Maryville College, Maryville, Tennessee

EXPERIENCE

Counselor - Substance Abuse & Psych, January 2014-Present (Part-time)
Wesley Memorial Methodist Church, Cleveland, Tennessee

- Individual mental health & addiction counseling for church members, and the community.
- Counseling and assessment of substance abuse needs and referrals.
- Addiction group counseling for church members and the community.

Crisis Intervention Specialist II - August 2014-November 2014
Volunteer Behavior Health Community System, Chattanooga, Tennessee

- Provide crisis assessment, counseling, linkage and other services to persons in a mental health crisis to include alcohol and or drug abuse problems.
- Work face to face with consumers in assisting them in the resolution of their crisis and providing intervention and referrals in the least restrictive environment.
- Provide follow up phone calls within 24 hours to make sure follow up instructions are understood or referrals accepted.
- Participate in staff meetings, training and supervisory sessions as required.
- Provide clinical review to staff requiring review and other staff as needed.

Therapist - Substance Abuse & Psych, May 2012-July 2014
Pine Ridge Treatment Center/Sky Ridge Medical Center, Cleveland, Tennessee

- Inpatient therapist under the supervision of the Director of Behavioral Health, responsible for client assessment, developing and coordinating client's treatment through the suicide crisis, and treatment team process.
- Responsible for planning, implementing, facilitating, and documenting individual and group therapy for adult patients in the inpatient services.
- Responsible for facilitating designated educational groups and completing designated psychosocial summary statements.
- A member of the treatment team, providing leadership in the case management activities for patient and families.
- Community presentations for Pine Ridge Treatment Center to businesses and community groups.
- Co-facilitate an aftercare group for recovering A & D patients.

Counselor - Master's Internship, June 2011-May 2012
Pine Ridge Treatment Center/Sky Ridge Medical Center, Cleveland, Tennessee

- Provided 489+ hours of client contact and related activities.
- Provided 966+ hours of client intake and inpatient care and therapy.
- Trained on overall intake and admissions processing that includes screening, evaluating, and referring patients to appropriated sources of aftercare.
- Co-facilitate an aftercare addiction group one night a week.

- Lead addiction and mental health processing groups under supervision.

Counselor-Master's Practicum, January 2011-May 2011

Mental Health Counseling Department, Lee University, Cleveland, Tennessee

- Provided 100 hours of client contact and related activities.
- Devised and implemented treatment plans for clients presenting with a range of issues including interpersonal difficulty, career decision, identity development, and family conflict.
- Received individual supervision.

Program Technician, April 2011-August 2011

Focus Healthcare of Tennessee, Chattanooga, Tennessee

- Perform admissions and orientation of the patient to the unit.
- Participate in daily multidisciplinary meeting to discuss psychosocial assessment, treatment planning and ongoing discharge planning.
- Conduct crisis intervention with the supervision of Nurse Executive
- Conduct educational lectures for patients and families, at admission, during facility stay and after discharge, as indicated.
- Document patient progress and participation in educational lectures.

Psychiatric Technician, January 2011-April 2011

Crisis Stabilization Unit, Chattanooga, Tennessee

- Teach classes related to mental health topics and adhere to schedule.
- Interact in all activities with clients including meals: assisting with preparation when needed.
- Asses' vital signs on a regular basis.
- Flexibility in accepting additional assignments and assignments.

EXTRACURRICULAR ACTIVITIES & TRAINING

Leadership Blount County, Leadership Monroe County, Blount County Commissioner, Blount County Chamber, Blount Boys Club, Chattanooga Community Kitchen, Going Respectfully Against Addictive Behavior (GRAAB)of Cleveland, Honor Society Chi Sigma Iota, First Aid Heart saver CPR Trained, Nonviolent Crisis Intervention CPI Trained, United States Coast Guard Veteran

JAMES FERGUSON
MARYVILLE, TN 37801

*Born in Oak Ridge, TN - So, I'm a long time resident of this area.
*Education: Graduated from Oak Ridge, TN High School in 1968; Attended East TN State University for 2 years
*Graduated from University of Tenn. with BA degree in Sociology
*Currently volunteer with BCSO Senior Outreach. Have been a member of Senior Outreach for 3 or 4 years. Was selected as Senior Outreach volunteer of the month in 2016
*Have NO criminal record. Have been vetted by Blount County Sheriff's Office and Knoxville Police Dept.

Biographical Sketch
Sharon Hannum

Sharon Hannum was born to Robert (Bobby) "and Edna "June" Hannum in Blount County, Tennessee and was educated at Hale Elementary, Maryville Jr. High and Maryville High School. She is a graduate of the Maryville High School class of 1969. She attended Draughon's Business College (currently South College) where she attained an Associates Degree in Business Administration.

Sharon spent seven years as an employee of the Carborundum Company, Pollution Control Division in Knoxville, TN and while working as a Marketing/PR Coordinator, received a phone call from The Aluminum Company of America, now known as Alcoa, Inc. and formerly known as "The Plant", recruiting her to employment at Alcoa. Sharon is currently retired from Alcoa, Inc. with 30 years of service. Sharon began her career as a Unit Supervisor in the North Ingot Department. She was recruited especially for this role, as there were no women in this traditionally male dominated position. After working as a Unit Supervisor for 7 years in the Ingot Department and rising to the level of Shift Supervisor, she transferred into Central Services, the Maintenance, Engineering and Utilities division of Tennessee Operations. It is from this division that she retired as an Area Coordinator.

Sharon is the mother of one son, Robert Todd Hannum, who is the light and joy of her life. Todd is a Regional Marketing and Sales Product Manager for Ramsey Industries and is presently residing in Atlanta, Georgia. Sharon is devoted to her family and St. Paul A.M.E. Zion Church of Maryville where she serves as a licensed Exhorter, serves on the Administrative Board , Class Leader, Board of Activities for the Jehovah-Jireh Food Ministry, Prayer Coordinator, Sunday School Teacher, Facilitator for Sisters 4 Tomorrow/Daughters of Imani Girls Mentoring Program, and Facilitator for the Intercessory Prayer Ministry and Pastor's Intercessory Prayer Team at her local church..

Sharon serves as a Maryville District Officer as Director of Young Adults in the Department of Christian Education and the District Intercessory Prayer Team. She further serves her church in the capacity of Tennessee Conference Director of Christian Education and was appointed by the Presiding Prelate of the Mid-West Episcopal Area as Mid-West Youth Director, Coordinator for the Mid-West Youth Leadership Institute and as a member of the Mid-West Prayer Team.

In the community Sharon currently serves as President of the Board of Trustees for the Blount County Public Library; Chair of the Jail Inspection Committee for Blount County Government; Board of Directors, Pellissippi State Community College Board of Trustees; Advisory Board New Opportunity School for Women and the Community Advisory Board for Denso Manufacturing Tennessee. Sharon has also developed and facilitates The Women's Support Network created to serve women who have been incarcerated and are seeking a new start in life, in collaboration with Blount County Global Women where she also serves on the Steering Committee for Blount County Global Women; member of the Blount County Ecumenical Action Council; Facilitates The Women in Business Focus Group for the Blount Chamber Partnership; and the United Way Food Pantry Collaboration and Helpline committees.

Sharon has been nominated for the AAUW Crystal Award in 2008 and the 2013 Athena Leadership Award, is the recipient of the 2014 Athena Leadership Award; the Mayor's Lifetime Achievement Award and was also named one of Blount County's Hero's for 2014. Sharon also received in December 2012 an award for Exemplary Service in Christian Education for the Central Region of the AME Zion Church and was the recipient of the 2013 MLK, Jr.

Committee, "Anthony Dunnings" Community Service Award. Sharon is also a 1998 graduate of Leadership Blount.

It is Sharon's desire to live her life in service to church and community as God would have her to serve and love as God has called her to love…with Christ as her model.

Past community service:

Martin Luther King Jr. Committee (22 years; 17 years as chair)
Blount Chamber Foundation (10 years; and also served on the Board of Directors)
Blount Education Initiative
Established Blount Achieves which is now part of Tennessee Achieves
Alcoa City Schools Foundation (9 years as Chair)
Co-Chair of the East Tennessee Women's Leadership Summit (until December of 2014)
Board of Directors for Leadership Blount (Alumni of class of 1998)
Advisory Board for the Daily Times

Blount County Government

359 Court Street
Maryville, TN 37804-5906

Legislation Details (With Text)

File #:	RES 18-390	**Version:**	1	**Name:**	
Type:	Resolution			**Status:**	Agenda Ready
File created:	11/28/2018			**In control:**	Board of Commissioners
On agenda:	1/17/2019			**Final action:**	

Title: Resolution No. 18-12-016, A RESOLUTION TO AMEND THE ZONING MAP OF BLOUNT COUNTY TENNESSEE, from S (Suburbanizing) to I (Industrial) by the City of Alcoa for a 53.68 acre tract of land at 123 and 157 Sparks Road, Friendsville, TN (Tax map 067 parcel 013.00).

Sponsors:

Indexes:

Code sections:

Attachments:
- Public Hearing - Resolution 123-157 Sparks Rd
- PH NOTICE - 123-157 Sparks Rd - ad w pic
- min102518 - 123-157 Sparks Rd
- Staff Memo 10-25-18 Public Hearing - Rezoning 123-157 Sparks Road (1)
- Alcoa-Maryville-BlountCountyProperties.pdf
- Sparks Property EXHIBIT.pdf
- Sparks Property Memo Commission December 20 2018.pdf

Date	Ver.	Action By	Action	Result
12/20/2018	1	Board of Commissioners	adopted	
12/20/2018	1	Board of Commissioners	postponed	Pass
12/11/2018	1	Board of Commissioners		
12/11/2018	1	Commission Workshop	forwarded to full commission	Pass

powered by Legistar™

RESOLUTION No. 18-12-016

Sponsored by Commissioners Staci Lawhorn and Tom Stinnett

A RESOLUTION TO AMEND THE ZONING MAP OF BLOUNT COUNTY TENNESSEE, from S (Suburbanizing) to I (Industrial) by the City of Alcoa for a 53.68 acre tract of land at 123 and 157 Sparks Road, Friendsville, TN (Tax map 067 parcel 013.00).

BE IT RESOLVED, by the Board of Commissioners of Blount County, Tennessee, in session assembled this 20th day of December 2018:

WHEREAS, the legislature of the State of Tennessee has enabled Blount County to adopt and amend zoning regulations, including a zoning map, in Tennessee Code Annotated Section 13-7-101, *et seq.,* and

WHEREAS, it is desired to amend the Zoning Map of Blount County, Tennessee.

NOW, THEREFORE, BE IT RESOLVED, BY THE BOARD OF COMMISSIONERS OF BLOUNT COUNTY, TENNESSEE, to adopt the following:

That the Zoning Map of Blount County, Tennessee, be amended by rezoning land from S (Suburbanizing) to I (Industrial) for a 53.68 acre tract of land located at 123 and 157 Sparks Road, Friendsville. The properties are located on Tax Map 067, Parcel 013.00 shown as hatched marks on the map below.

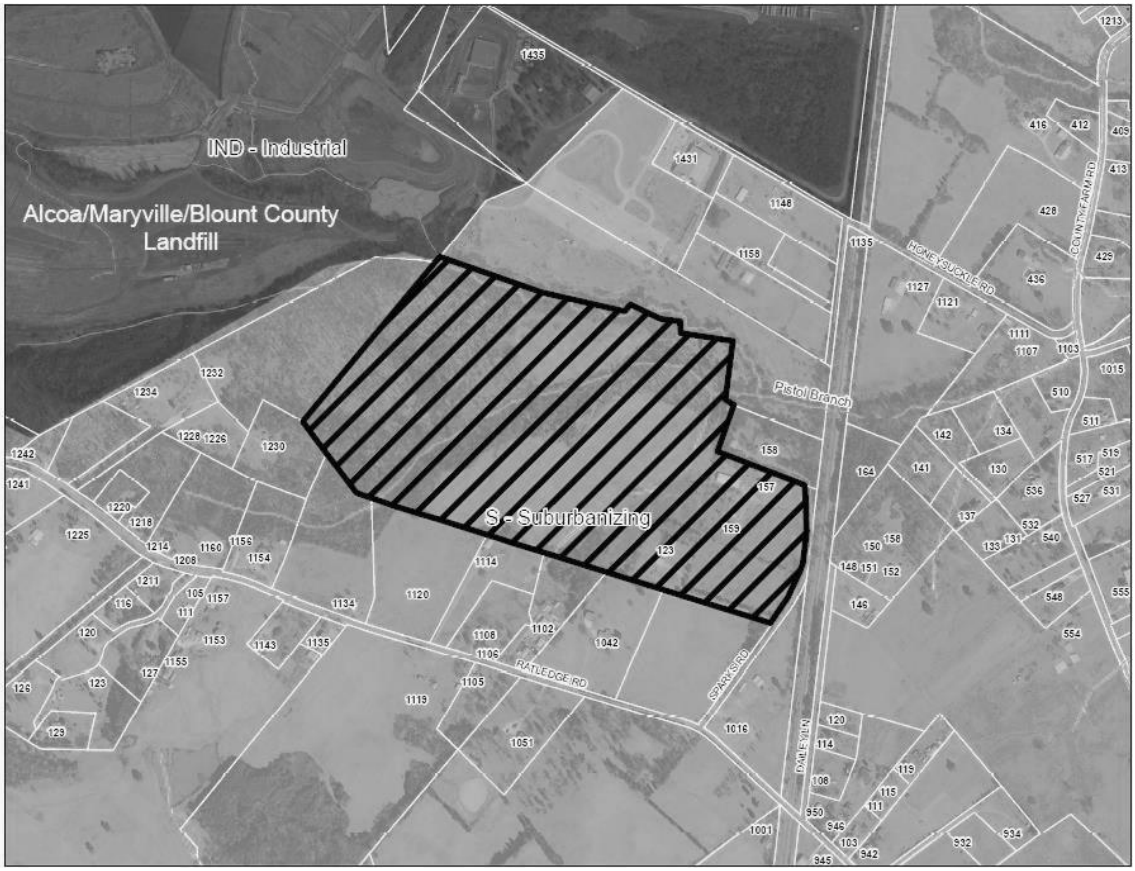

BE IT FURTHER RESOLVED THAT THIS RESOLUTION SHALL BE IN FORCE AND BECOME EFFECTIVE UPON ITS ADOPTION, THE PUBLIC WELFARE REQUIRING IT.

CERTIFICATION OF ACTION	**ATTEST**
_____	_____
Commission Chairman	County Clerk

Approved: _____

Vetoed: _____

_____	_____
County Mayor	Date

NOTICE OF PUBLIC HEARING. In accordance with Tennessee Code Annotated Sections 5-5-105 and 13-7-105, the Board of County Commissioners of Blount County, Tennessee, will convene and hold public hearing on December 11, 2018, at 6:00 P.M., at the Blount County Courthouse Commission Meeting Room for the following proposed amendment to the Zoning Resolution of Blount County, Tennessee, being Resolution 00-06-010 and specifically the Zoning Map of Blount County, Tennessee.

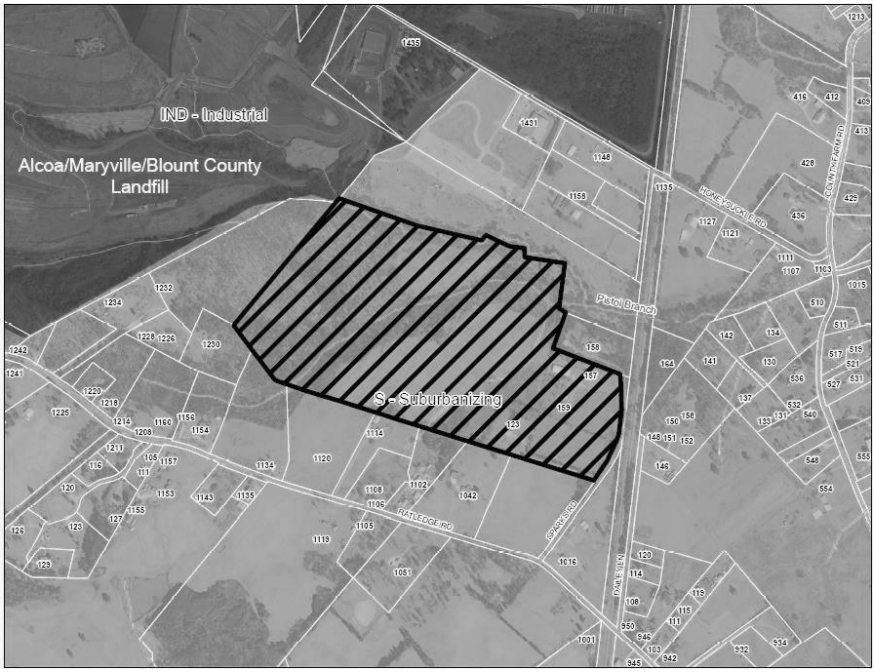

A RESOLUTION TO AMEND THE ZONING MAP OF BLOUNT COUNTY TENNESSEE, from S (Suburbanizing) to I (Industrial) by the City of Alcoa for a 53.68 acre tract of land at 123 and 157 Sparks Road, Friendsville, TN (Tax map 067 parcel 013.00). (Shown hatched above).

Copies of the Resolutions may be obtained at the offices of the Blount County Building Commissioner and Secretary to the County Commission, during regular office hours. Blount County does not discriminate based on race, color or national origin in federal or state sponsored programs, pursuant to Title VI of the Civil Rights Act of 1964 (42 U.S.C. 200d).

APPROVED:
Gary Farmer
Commission Chairman

ATTEST:
Gaye Hasty
County Clerk

Ed Mitchell
County Mayor

BLOUNT COUNTY PLANNING COMMISSION
REGULAR SESSION
OCTOBER 25, 2018
5:30 P.M.

The Blount County Planning Commission met in regular session on Thursday, October 25, 2018, at the Courthouse. Staff was represented by: Thomas Lloyd – Director/Building Commissioner, Doug Hancock – Senior Planner, Jeff Hatcher – Highway Department, and Marlene Hodge – Administrative Assistant.

Commissioners Present: Geneva Harrison, Jeff Jopling, Tom Hodge, Bruce McClellan, Steve Mikels, Brian Robbins, Ed Stucky – Chairman, Clifford Walker. Commissioner(s) Absent: Roy Gamble, Scott King, Darrell Tipton – Vice Chairman, and Linda Webb.

SELECTION OF MINUTES FOR:

PUBLIC HEARINGS:

Public hearing and possible action to amend the zoning map from S (Suburbanizing) to I (Industrial) by the City of Alcoa for a 53.68 acre tract of land at 123 and 157 Sparks Road, Friendsville (Tax map 067 parcel 013.00):

The City of Alcoa recently acquired the property and requested a rezone into the Industrial district. Current plans for the property include moving the office for the landfill to the site as well as excavation of cover dirt from the site to use at the landfill, and there are no current plans to expand actual landfill cells. This use is allowed in the Industrial Zone. The development of the property would be subject to review and approval of a site plan by the Planning Commission or a Special Exception by the Board of Zoning Appeals.

All notifications and signage for the public hearing were posted as required.

Joanna Peterson inquired about the boundaries from her property, which is adjacent to the 53.68 acre tract, if Alcoa wanted to use it to expand the landfill cells. It was noted if the tract was to be used for landfill cells it would have to go before the Tennessee Department of Environment and Conservation (TDEC) for approval and there are required setbacks from property lines and streams.

No one else spoke and the public hearing was closed.

Commissioner Walker made a motion to forward a favorable recommendation to County Commission to amend the zoning map from S zone to I zone for 123 and 157 Sparks Road; seconded by Commissioner Hodge. Motion received unanimous approval.

Blount County
Planning and Development Services
1221 McArthur Road
Maryville, TN 37804
Phone: 865-681-9301 Fax: 865-681-9502

MEMORANDUM

TO: Blount County Planning Commission

FROM: Thomas A. Lloyd, AICP

DATE: October 18, 2018

SUBJECT: Rezoning request by the City of Alcoa for a 53.68 acre tract of land at 123 and 157 Sparks Road, Friendsville, TN (Tax map 067 parcel 013.00).

Attachments
(1) Application/Survey
(2) Location/Zoning Map
(3) Aerial
(4) Tax map (w/ flood)
(5) Official zoning map (hardcopy)

Applicant/Owner
City of Alcoa

Land Use and Zoning
The subject property totals 53.68 acres and is zoned Suburbanizing (S). The existing land use is agricultural and residential.

Adjacent Land Uses
North– 911 Center/Sheriff's Dept Driving Course; Zoned S
Northwest – Landfill; Zoned Industrial (I)
East – Single family residential; Zoned S
South – Agricultural/Single family residential; Zoned S
West – Low density residential; Zoned S

Summary
The City of Alcoa has recently acquired this property and is requesting a rezone into the County's Industrial district. Current plans for the property include moving the office for the landfill to the site as well as excavation of cover dirt from the site to use at the landfill. Industrial zoning would allow for these uses with approval of a site plan by the Planning Commission (for the office). The

City of Alcoa has stated that there are no current plans to expand actual landfill cells to this property. Such an expansion would require extensive permitting by the Tennessee Division of Solid Waste Management, approval by the County's Board of Zoning Appeals as a Special Exception, and approvals from any other applicable government agency.

As with all rezoning requests, the Commission must review this request on its own merits, with no specific development plan in mind by considering all potential uses in the Industrial district (Section 9.5 included below). As mentioned above, development of the property would be subject to review and approval of a site plan by the Planning Commission or a Special Exception by the Board of Zoning Appeals.

Several exhibits have been attached for reference. The first is the signed application and a survey submitted with the request. The second shows the current zoning districts and relative location of the property. Third is an aerial view of the property. Fourth is from the property assessor's online tax maps that also shows the Flood Hazard Areas *(none within project boundaries). Note that the State's assessment data has not been updated to reflect current ownership or the replat by Alcoa that combined 157 Sparks Road to the larger tract.* The final map is a copy of the original zoning map in hard copy form with the approximate area to be rezoned hatched in red.

Alcoa City staff will be present to discuss the request.

Applicable code sections regarding the districts are included below for reference:

Section 9.1 S – Suburbanizing District. It is the purpose and intent of this district to regulate suburbanizing development of expected high to moderate density around the cities of Alcoa and Maryville, consistent with the overall purposes of this Resolution contained in Article 3, consistent with provisions in Public Chapter 1101 of 1998 (Tennessee Code Annotated Section 6-58-101, *et seq*), and consistent with plans adopted by Blount County.

A. Permitted Uses: one or two single family dwellings or manufactured home dwellings on a single lot, duplex dwellings, customary home occupations, group homes as provided in Tennessee Code Annotated, Section 13-24-101, *et seq*; churches, temples and other places of worship, cemeteries associated with churches and other places of worship; local, state and federal government and utility uses necessary for providing services to land or population within the district; and accessory structures customarily associated with the above uses.

B. Uses Permitted as Special Exceptions: multifamily dwellings including three or more of any dwelling units per lot (see also Section 7.6) and their associated sales or rental offices for the development, high density multifamily planned development (see also Subsections F and I below); family commercial enterprises (see Section7.10), nursing homes, retirement homes, sanitariums, assisted care living facilities, and resident facilities with special services, treatment, or supervision; day care facilities commercial cemeteries not associated with a church or other place of worship; government and utility uses of a regional character necessary for providing service to the land and population within a broader region including the district; bed and breakfast accommodations; golf driving range; and accessory structures customarily associated with the above uses.

C. Uses Permitted as Special Exceptions with Specific Limitations: Indoor Sport Shooting Range (subject to provisions and requirements in Section 7.13); ***commercial campgrounds and recreational vehicle parks (see also section 7.18)***; Any commercial activity not specifically identified in sub-sections A or B above and which is allowed as a permitted use in the Commercial District in Section 9.4.A, provided that any such use shall be located only with access and frontage on an arterial or collector status road as specified on the Major Road Plan of any regional planning commission within the county as registered with the Register of Deeds office, and provided that any such use shall be conducted on a lot or tract of at least one acre, that any such use shall be housed in a structure with footprint no greater than 4,000 square feet and no greater than two stories, and that buffering of the use from surrounding residential land shall be constructed and maintained.

D. Uses Prohibited: In the S - Suburbanizing District, adult oriented establishments as defined in TCA 7-51-1101 et seq., and pain management clinics. All other uses are prohibited except those uses permitted specifically or by special exception by the Board of Zoning Appeals.

E. Uses Requiring Site Plan Review: All uses permitted as special exception in sub- sections B and C above. Permitted uses in subsection A above requiring land greater than three acres, except one or two single family or manufactured home dwelling on a single lot, duplex dwelling on separate lot, and customary accessory structures to such excepted uses.

F. Minimum Lot Size and Density: unless otherwise explicitly required in subsections above, the minimum lot size per unit for development shall be 30,000 square feet if septic tank and field line is utilized, or 7,000 square feet if public utility sewer is utilized. For other than one unit per lot, or for planned unit development, the density shall be no greater than 1.2 units per gross acre if septic tank and field line is utilized, or 6.2 units per gross acre if public utility sewer is utilized, provided that for high density multifamily planned development the maximum density shall be thirteen (13) units per acre (see also Subsection I below).

G. Setback Requirements: All uses permitted or permitted as special exception shall comply with the following setback requirements, except as otherwise provided for in Articles 3 and 5 for lots of record and nonconforming situations.

1. Front Setback: the minimum depth of the front building setback shall be 30 feet from any road right-of-way or easement line, with the following exceptions: (a) the lot fronts on an arterial road as shown on the Major Road Plan of Blount County, in which case the front setback shall be 60 feet for principal arterial roads and 40 feet for major arterial roads, and (b) the lot has been previously platted on a plat registered with the Blount County Register of Deeds prior to the enactment of this Resolution in which case the minimum shall be as shown on the registered plat.

2. Rear Setback: the minimum building setback from the rear property line shall be 20 feet for the principal structure, and five feet for any accessory structure, provided that the rear setback shall be 40 feet, or greater as may be required by the Board of Zoning Appeals, for any special exception.

3. Side Setback: the minimum building setback from the side property line shall be ten (10) feet, provided that the side setback shall be 20 feet, or greater as may be required by the Board of Zoning Appeals, for any special exception.

H) Maximum Height of Structures: Unless otherwise explicitly allowed in other articles of this Resolution, the maximum height of structures shall be no greater than: 1) 35 feet for single family and duplex residential structures; 2) 40 feet to eave and 50 feet to ridge for hip and gable roofs for other primary use structures; and 3) 40 feet for all other types of roofs for other primary use structures. All accessory structures shall be no greater than 35 feet in height. Notwithstanding the above, along highways designated as Scenic Highway under
provisions of TCA 54-17-101 to 116, the maximum height of buildings shall be controlled by TCA 54-17-115, up to the maximum allowed in this subsection.

I. Specific regulations for high density multifamily planned development: Notwithstanding other regulations in this resolution, high density multifamily planned development shall be considered as a Planned Unit Development under provisions of Section
7.3, shall require a site plan under Section 7.2, shall app y all requirements of a multifamily development under Section 7.6, and shall meet the following additional criteria and regulations:

1. High density multifamily developments shall be located with direct frontage and have primary access onto Highway 321, Highway 411 South, or William Blount Drive, within the Urban Growth Boundary of Maryville and Alcoa set by the 1101 Growth Plan, and on land serviced by city sewer. Any secondary roads providing alternate access to a high density multifamily development shall be 18 feet of paved width with 2 foot shoulders on each side of the pavement, consistent with definitions and usage in the Subdivision Regulations of the Blount County Regional Planning Commission. Developments within 1000 feet of Highways 321 and 411 South, designated as Scenic Highways, shall meet additional height design requirements contained in TCA 54-17-115.

2 The total developed footprint area of all primary and accessory structures shall not exceed 40% of the total site area.

3. A total of fifteen percent (15%) of total site area shall be set aside and developed for useable recreation area for all residents of the high density multifamily planned development. Enclosed sauna and exercise rooms, meeting or activity rooms, and clubhouses are recreational areas that shall not satisfy the open space requirements. Unenclosed recreational facilities such as tennis courts, racquet ball courts, play grounds, and swimming pools are uses that will satisfy this requirement. No active recreation areas shall be located within required perimeter setbacks.

4. All open space, common areas, and required recreation areas shall be maintained by one of the following methods: (a) by the developer or management authority of the development, or (b) by a Homeowner's Association. Documents to accomplish such maintenance shall be submitted with required site plans in form and content acceptable to the legal advisor of county government.

5. If deemed necessary by the Board of Zoning Appeals, a detailed analysis and study of the public and private infrastructure serving the parcel shall be performed by the developer's engineer and consultants prior to final approval of any site plans or permits.

6. If the development has more than 40 dwelling units, and abuts two or more public roads, the development shall provide access to at least two of the roads, with

main entrance and exit being oriented to the major arterial road .If the development has more than 40 dwelling units and only abuts one public road, the access roads interior to the project shall be looped to provide two entrances onto the public road.

Section 9.5 IND – Industrial District. It is the purpose and intent of this district to regulate industrial and other development of high to medium density around the cities of Alcoa and Maryville, consistent with the overall purposes of this Resolution contained in Article 3, consistent with provisions in Public Chapter 1101 of 1998 (Tennessee Code Annotated Section 6-58-101, *et seq*), and consistent with plans adopted by Blount County.

A. Permitted Uses: Excavation of minerals, rock, stone, sand, gravel, or top soil for mining purposes: Use of land and structures for manufacturing, mining, and related and similar operations with indoor and outdoor operations, and general manufacturing, creating, repairing, painting, cleaning and assembly of goods, merchandise and equipment; Fabrication of metal products, furniture, and fixture manufactory; Food production, textile mill production, apparel and other finished products made from fabrics, leather and similar materials; Lumber and wood product manufacturing; Professional and highly scientific and technical production; All types of wholesale trade industry.

B. Uses Permitted as Special Exceptions: Scrap and salvage operations, automobile wrecking, or junkyards; Paper or similar product manufacturing; Sanitary landfills and other waste disposal systems subject to the approval of Tennessee Department of Public Health and other applicable government agencies; any other industrial use not specified in subsection
9.5.A above. Indoor Sport Shooting Range (subject to provisions and requirements in Section
7.13)

C. Uses Permitted as Special Exceptions with Specific Limitations: none.

D. Uses Prohibited: In the IND – Industrial District, all uses are prohibited except those uses permitted specifically or by special exception by the Board of Zoning Appeals.

E. Uses Requiring Site Plan Review: Permitted uses in subsection A above, all uses permitted as special exception in sub-sections B and C above, and any accessory structures to such uses.

F. Minimum Lot Size and Density: All industrial lots shall be adequately sized to accommodate necessary parking requirements, setbacks, buffering, and soils requirements for any required on site septic disposal.

G. Setback Requirements: All uses permitted or permitted as special exception shall comply with the following setback requirements, except as otherwise provided for in Articles

3 and 5 for lots of record and nonconforming situations.

1. Front Setback: the minimum depth of the front building setback shall be 40 feet from any road right-of-way or easement line, except when the lot fronts on a principal arterial or major arterial road as shown on the Major Road Plan of Blount County, in which case the front setback shall be 60 feet.

2. Rear Setback: the minimum building setback from the rear property line shall be 40 feet, provided that the rear setback may be greater as may be required by the Board of

Zoning Appeals for an industrial lot with a rear property line abutting a residential use lot, or abutting a lot in the S, R-1 or R-2 zone.

3. Side Setback: the minimum building setback from the side property line shall be 40 feet, provided that the side setback may be greater as may be required by the Board of Zoning Appeals for an industrial lot with a side property line abutting a residential use lot, or abutting a lot in the S, R-1 or R-2 zone.

H. Maximum Height of Structures: Unless otherwise explicitly allowed in other articles of this Resolution, all structures shall be no greater than 35 feet higher than the highest natural grade immediately adjacent to the structure, provided that the Board of Zoning Appeals may waiver this requirement if the industrial operation or process requires a greater height.

Zoning Request Application

Under the Blount County Zoning Regulations

Department of Development Services
1221 McArthur Road Maryville, TN 37804
Phone: 865-681-9301 Fax: 865-681-9502

Tax Map/Parcel: 067-013.00 * Site Address: 123 to 157 Sparks Rd.

Owner: City of Alcoa Phone: 865-380-4700

Mailing Address: 223 Associates Blvd.

Alcoa TN 37701

City State Zip Code

Type of Permit:

Appeal ___ Rezoning ✓ Special Exception ___ Variance ___ Co-Locate ___ Tower ___

Zone S Size of lot 53.68 Ac

Notes:
Additional property acquired for landfill to be Rezoned IND.
Blount County Regional landfill
* Replatted back to single lot 3707A

I, the undersigned being the owner of the property described above, affirm the accuracy of the above information about the property and any proposed structures and uses described. I further acknowledge that it is my responsibility to ensure that such requirements are met during construction of any proposed structure. By my signature, I also give permission for inspection of the property by an authorized agent of Blount County Government for the purpose of enforcing the Zoning Regulations set forth by the Blount County Commission.

Donald R Mull
Owner Signature

8/13/18
Date

Fee: $700.00 Receipt #: 258803

Approval Signature: _____ Date: 8.14.2018

Updated 08/09/2017

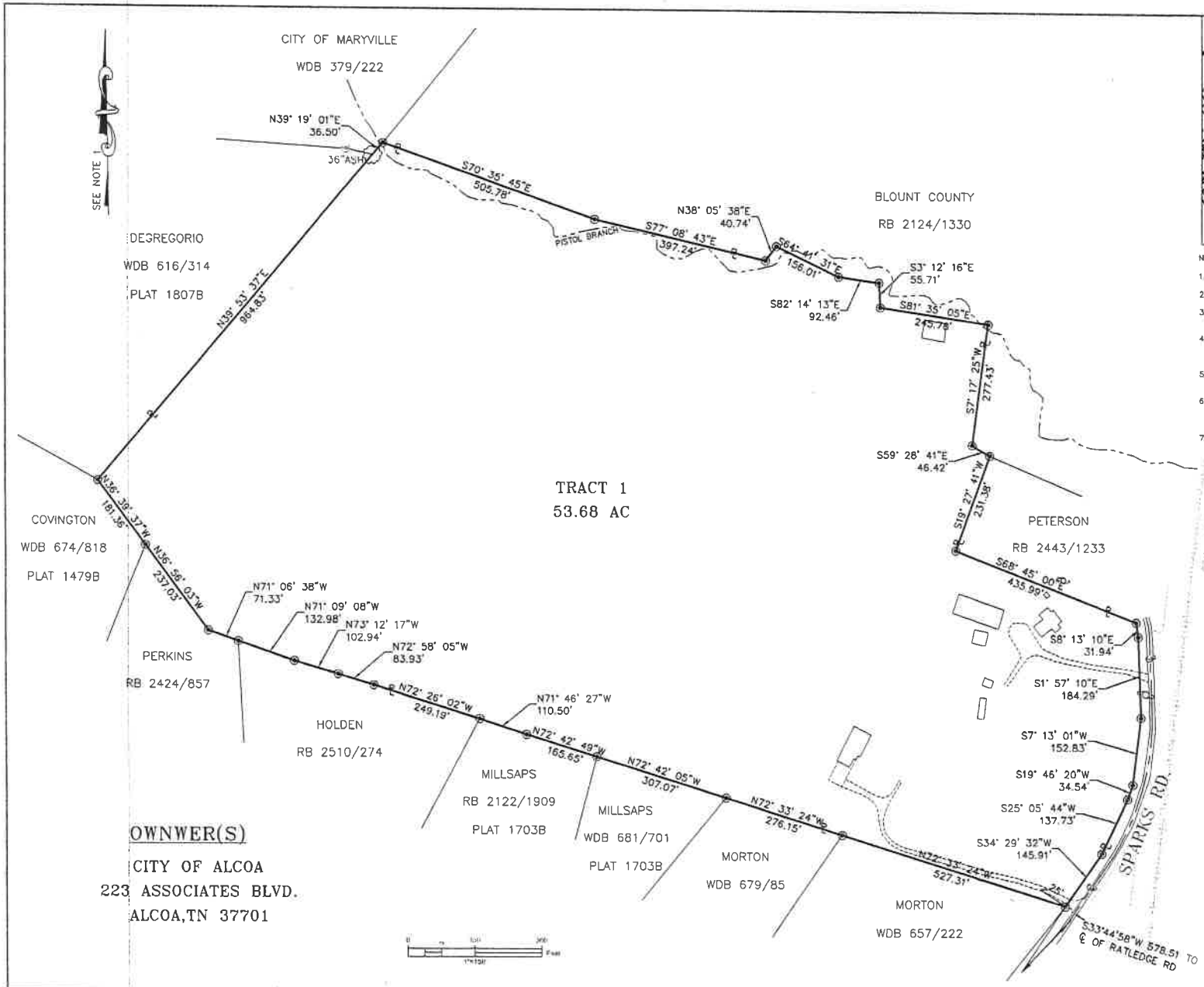

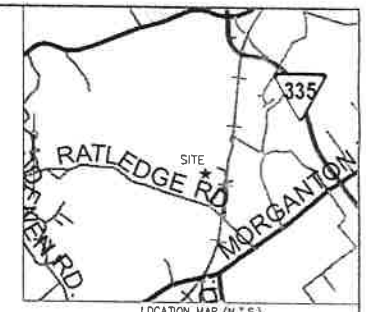

NOTES:

1. NORTH DIRECTION TAKEN FROM TN STATE PLANE (GRID)
2. REPLATED INTO 1 TRACT – MAP FILE 3707A
3. THIS SURVEY IS A PROFESSIONAL OPINION AND DOES NOT CONVEY OR WARRANT TITLE.
4. THIS PROPERTY SUBJECT TO ADDITIONAL EASEMENTS AND RIGHTS-OF-WAY THAT MIGHT BE FOUND WITH A TITLE SEARCH.
5. ALL IRON PINS SET ARE BE CAPPED WITH "COA #2988" ON CAP.
6. THIS PROPERTY IS NOT LOCATED IN A SPECIAL FLOOD AREA ACCORDING TO FEMA DFIRM MAP 47009C0235C DATED 9/19/2007.
7. ONLY NAMED BLUE LINE STREAM(S) ARE BEING SHOWN PER THIS SURVEY.

I HEREBY CERTIFY THAT THIS IS A CATEGORY 1 SURVEY AND THE RATIO OF PRECISION OF THE UNADJUSTED SURVEY IS NOT LESS THAN 1:10,000 AND THIS SURVEY WAS DONE IN COMPLIANCE WITH TBMPLS" UNIFORM STANDARDS FOR THE STATE OF TENNESSEE.

I, SHANE DAVID SNOPEK, HEREBY CERTIFY THAT THE VAT WAS DRAWN UNDER MY SUPERVISION FROM AN ACTUAL GPS SURVEY MADE UNDER MY SUPERVISION AND THE FOLLOWING INFORMATION WAS USED TO ACHIEVE THE SURVEY:

A) TYPE OF SURVEY: REAL TIME KINEMATIC
B) POSITIONAL ACCURACY: .03 FEET
C) DATE OF SURVEY: 5/8/18
D) DATUM/EPOCH: NAD83 (2011) EPOCH 2010.00
E) PUBLISHED/FIXED CONTROL USED: 3001 (CORS NETWORK)
F) GEOID MODEL: 2012
G) COMBINED GRID FACTOR: .9999449

DAVID SNOPEK
TENNESSEE
8/14/18

Surveyor _____

Tenn. Reg. No. 2988

LEGEND					
⊗ IRON PIN FOUND (IPF)	CITY OF ALCOA	THE CITY OF ALCOA PUBLIC WORKS & ENGINEERING 725 UNIVERSAL ST. ALCOA, TN 37701 (865)380-4800	PROJECT:	CITY OF ALCOA – FORMER SPARKS PROPERTY–SPARKS ROAD	DISTRICT: 19TH, COUNTY: BLOUNT, CLT MAP: 067 PARCEL(S): 013.00 & 013.03 ZONING: E
⊙ IRON PIN SET (IPS)					SCALE: 1"=150' / JOB NO.: UL-18-016 / DATE: 8/7/18 / SHEET NO.
LOT LINE					REFERENCE MAP(S): DEEDS: RB2521 P614 / PLAT: 3707A / DRAWN: SDS / 1/1

SITUATED in the Nineteenth (19th) Civil District of Blount County, Tennessee, and being recorded in the registered of deeds office as plat map 3707A and more particularly described as follows:

BEGINNING at an iron pin in the western right-of-way of Sparks Road, said pin being located approximately North 33 deg. 44 min. 58 sec. East 578.51 feet of the centerline intersection of Sparks Road with Ratledge Road and being a corner to Morton (657/222); thence with Morton North 72 deg. 33 min. 24 sec. West 527.31 feet to a point at the corner to Morton (679/85); thence with Morton, North 72 deg. 33 min. 24 sec. West 276.15 feet to an iron pin at a corner to Millsaps (681/701); thence with Millsaps North 72 deg. 42 min. 5 sec. West 307.07 feet to an iron pin corner to Millsaps (2122/1909); thence with Millsaps North 72 deg. 42 min. 49 sec. West 165.65 feet to an iron pin; thence North 71 deg. 46 min. 27 sec. West 110.50 feet to an iron pin corner to Holden (2510/274); thence with Holden, North 72 deg. 26 min. 2 sec. West 249.19 feet to an iron pin; thence North 72 deg. 58 min. 5 sec. West 83.93 feet to an iron pin; thence North 73 deg. 12 min. 17 sec. West 102.94 to an iron pin; thence North 71 deg. 9 min. 8 sec. West 132.98 to an iron pin corner to Perkins (2424/857); thence with Perkins, North 71 deg. 6 min. 38 sec. West 71.33 feet to an iron pin; thence North 36 deg. 56 min. 3 sec. West 237.03 feet to an iron pin at a corner to Covington; thence with Covington, North 36 deg. 39 min. 37 sec. West 181.36 to an iron pin corner to Degregrio (616/314); thence with Degregrio, North 39 deg. 53 min. 37 sec. East 964.83 feet to a 36" Ash tree corner to City of Maryville (379/222); thence with City of Maryville, North 39 deg. 19 min. 1 sec. East 36.50 feet to an iron pin at a corner to Blount County; thence with Blount County, South 70 deg. 35 min. 45 sec. East 505.78 feet to an iron pin; thence South 77 deg. 8 min. 43 sec. East 397.24 to an iron pin; thence North 38 deg. 5 min. 38 sec. East 40.74 feet to an iron pin; thence South 64 deg. 41 min. 31 sec. East 156.01 feet to an iron pin; thence South 82 deg. 14 min. 13 sec. East 92.46 feet to an iron pin; thence South 3 deg. 12 min. 16 sec. East 55.71 feet to an iron pin; thence South 81 deg. 35 min. 5 sec. East 245.78 to an iron pin; thence South 7 deg. 17 min. 25 sec. West 277.43 to an iron pin; thence South 59 deg. 28 min. 41 sec. East 46.42 to an iron pin corner to Peterson (2443/1233); thence with Peterson, South 19 deg. 27 min. 41 sec. West 231.38 feet to an iron pin; thence South 68 deg. 45 min. 0 sec. East 435.99 feet to the western right-of-way of Sparks Road; thence with the western right-of-way of Sparks Road, South 8 deg. 13 min. 10 sec. East 31.94 feet to an iron pin; thence South 1 deg. 57 min. 10 sec. East 184.29 feet to an iron pin; thence South 7 deg. 13 min. 1 sec. West 152.83 feet to an iron pin; thence South 19 deg. 46 min. 20 sec. West 34.54 feet to an iron pin; thence South 25 deg. 5 min. 44 sec. West 137.73 feet to an iron pin; thence South 34 deg. 29 min. 32 sec. West 145.91 to the POINT OF BEGGINNING and being 53.68 acres, more or less, as shown by the City of Alcoa - Shane David Snoderly, PE, RLS #2988 as drawing number LFL-18-018 dated 8/7/2018.

123 & 157 Sparks Road
Tax Map 067 Parcel 013.00

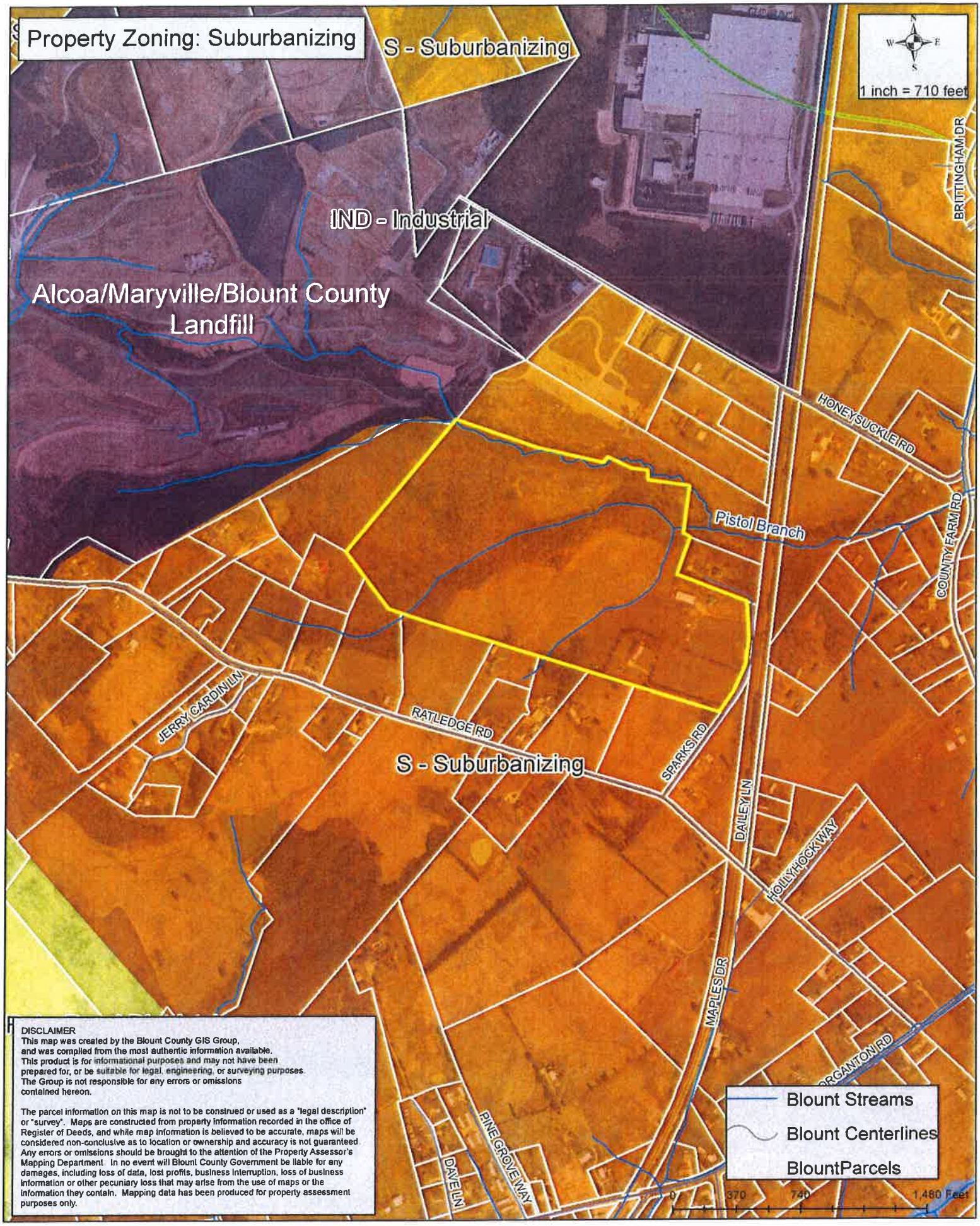

DISCLAIMER
This map was created by the Blount County GIS Group, and was compiled from the most authentic information available. This product is for informational purposes and may not have been prepared for, or be suitable for legal, engineering, or surveying purposes. The Group is not responsible for any errors or omissions contained hereon.

The parcel information on this map is not to be construed or used as a "legal description" or "survey". Maps are constructed from property information recorded in the office of Register of Deeds, and while map information is believed to be accurate, maps will be considered non-conclusive as to location or ownership and accuracy is not guaranteed. Any errors or omissions should be brought to the attention of the Property Assessor's Mapping Department. In no event will Blount County Government be liable for any damages, including loss of data, lost profits, business interruption, loss of business information or other pecuniary loss that may arise from the use of maps or the information they contain. Mapping data has been produced for property assessment purposes only.

Blount County - Parcel: 067 013.00

Date: September 17, 2018
County: Blount
Owner: SPARKS LESTER KEITH &
Address: SPARKS RD 123 159
Parcel Number: 067 013.00
Deeded Acreage: 52.7
Calculated Acreage: 52.7
Date of Imagery: 2011

TN Comptroller - OLG
Esri, HERE, Garmin, © OpenStreetMap contributors
TDOT
State of Tennessee, Comptroller of the Treasury, Office of Local Government (OLG)

The property lines are compiled from information maintained by your local county Assessor's office but are not conclusive evidence of property ownership in any court of law.

Blount County - Parcel: 067 013.00

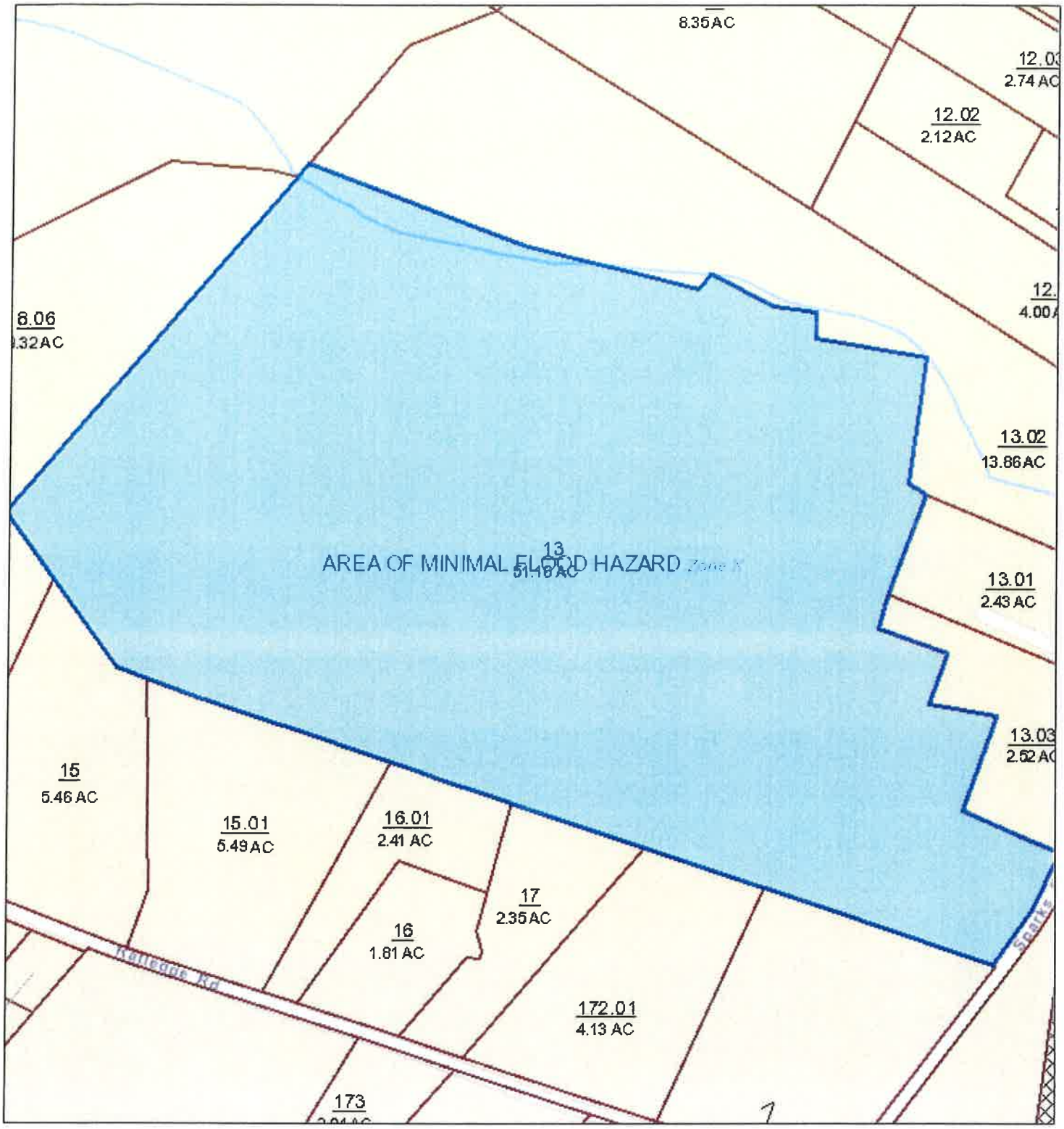

Date: September 17, 2018
County: Blount
Owner: SPARKS LESTER KEITH &
Address: SPARKS RD 123 159
Parcel Number: 067 013.00
Deeded Acreage: 52.7
Calculated Acreage: 52.7
Date of Imagery: 2011

TN Comptroller - OLG
State of Tennessee, Comptroller of the Treasury, Office of Local Government (OLG)
Sources: Esri, HERE, Garmin, USGS, Intermap, INCREMENT P, NRCan, Esri Japan, METI, Esri China (Hong Kong), Esri Korea, Esri (Thailand),

The property lines are compiled from information maintained by your local county Assessor's office but are not conclusive evidence of property ownership in any court of law.

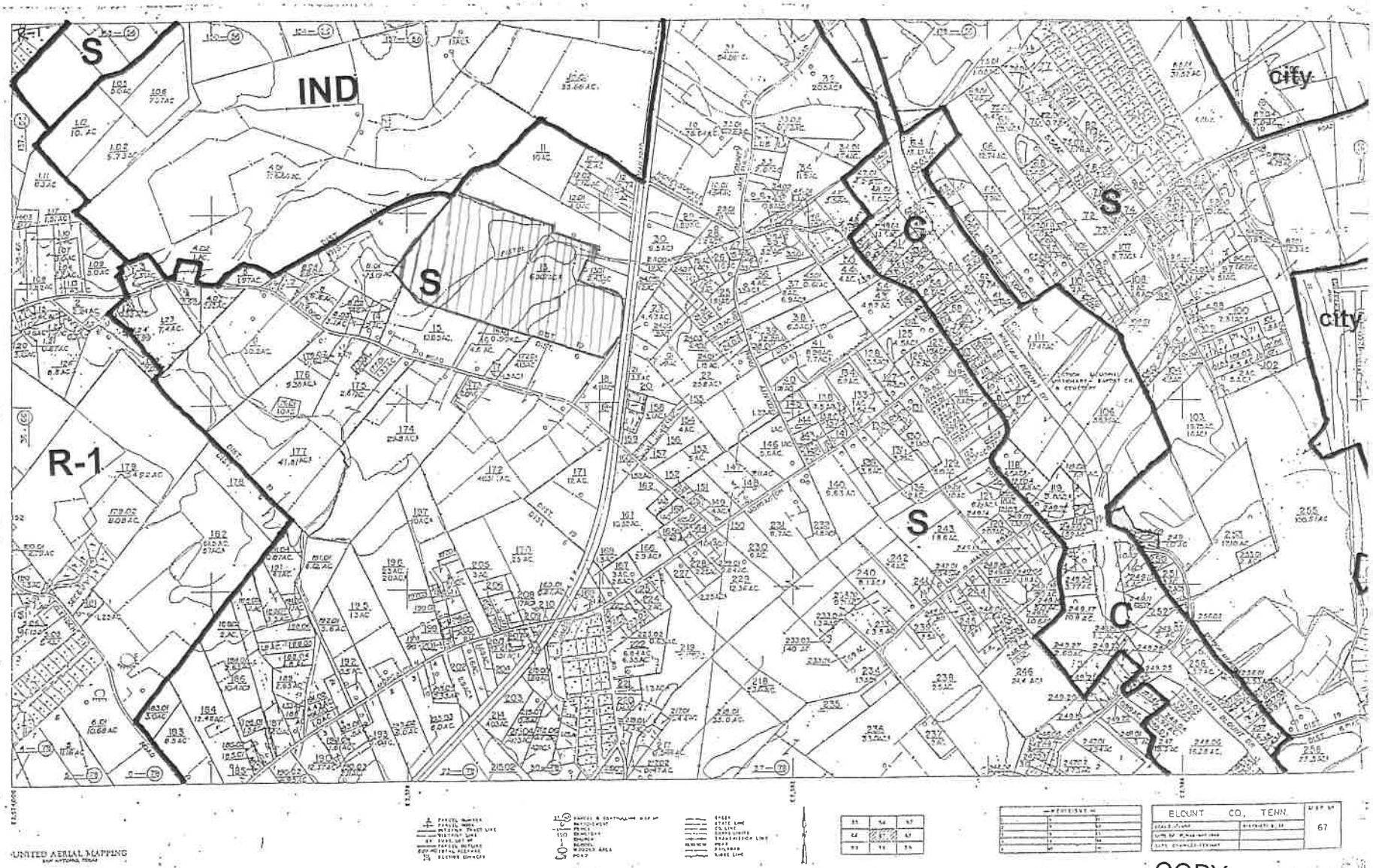
S
IND
S
R-1
C
S
S
C
city
city
BLOUNT CO., TENN.
67
UNITED AERIAL MAPPING

COPY

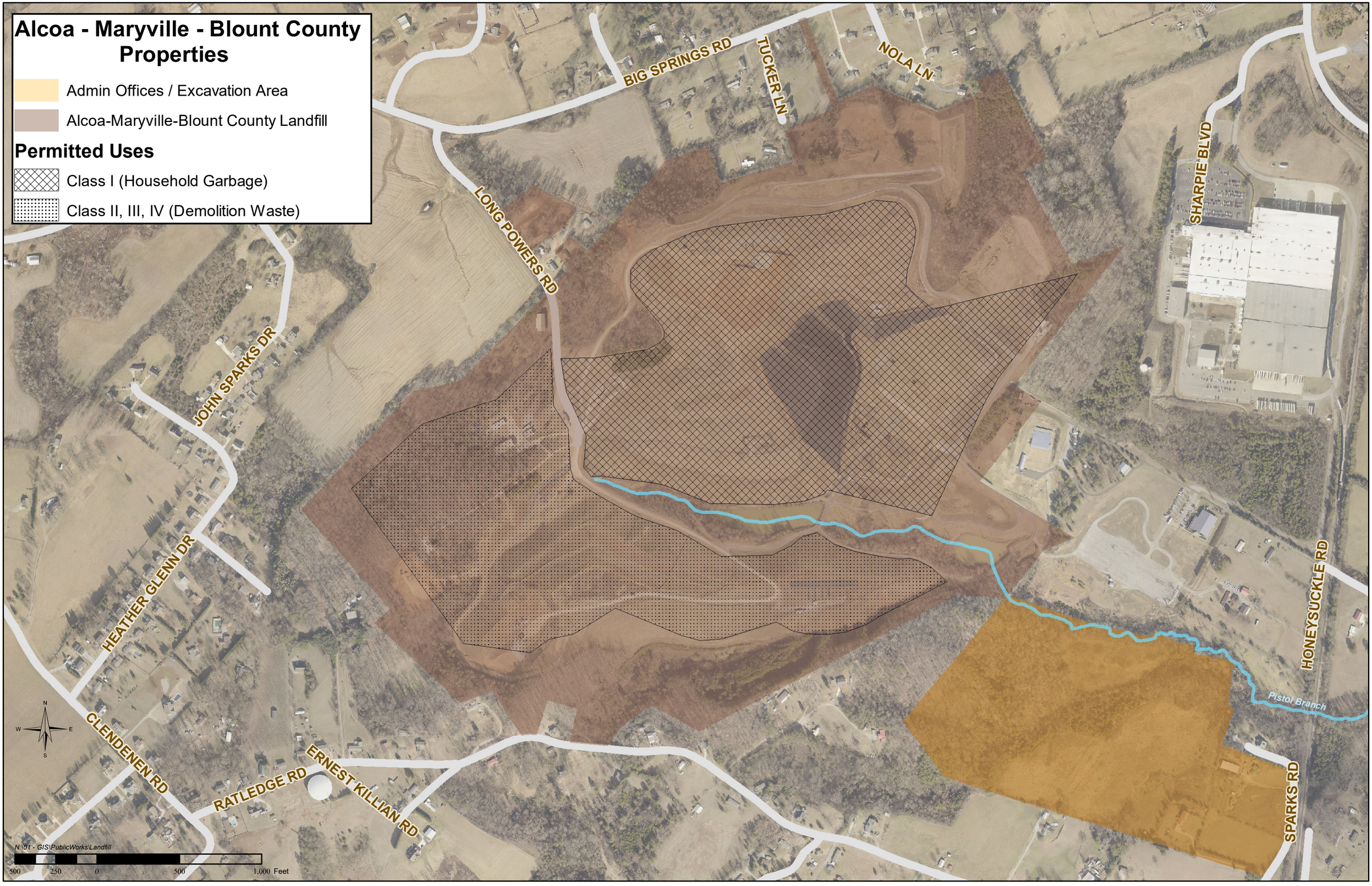
Alcoa - Maryville - Blount County Properties
Admin Offices / Excavation Area
Alcoa-Maryville-Blount County Landfill
Permitted Uses
Class I (Household Garbage)
Class II, III, IV (Demolition Waste)
BIG SPRINGS RD
TUCKER LN
NOLA LN
SHARPIE BLVD
LONG POWERS RD
JOHN SPARKS DR
HEATHER GLENN DR
CLENDENEN RD
RATLEDGE RD
ERNEST KILLIAN RD
HONEYSUCKLE RD
SPARKS RD
Pistol Branch
N
W
E
S
N:\01 - GIS\PublicWorks\Landfill
500
250
0
500
1,000 Feet

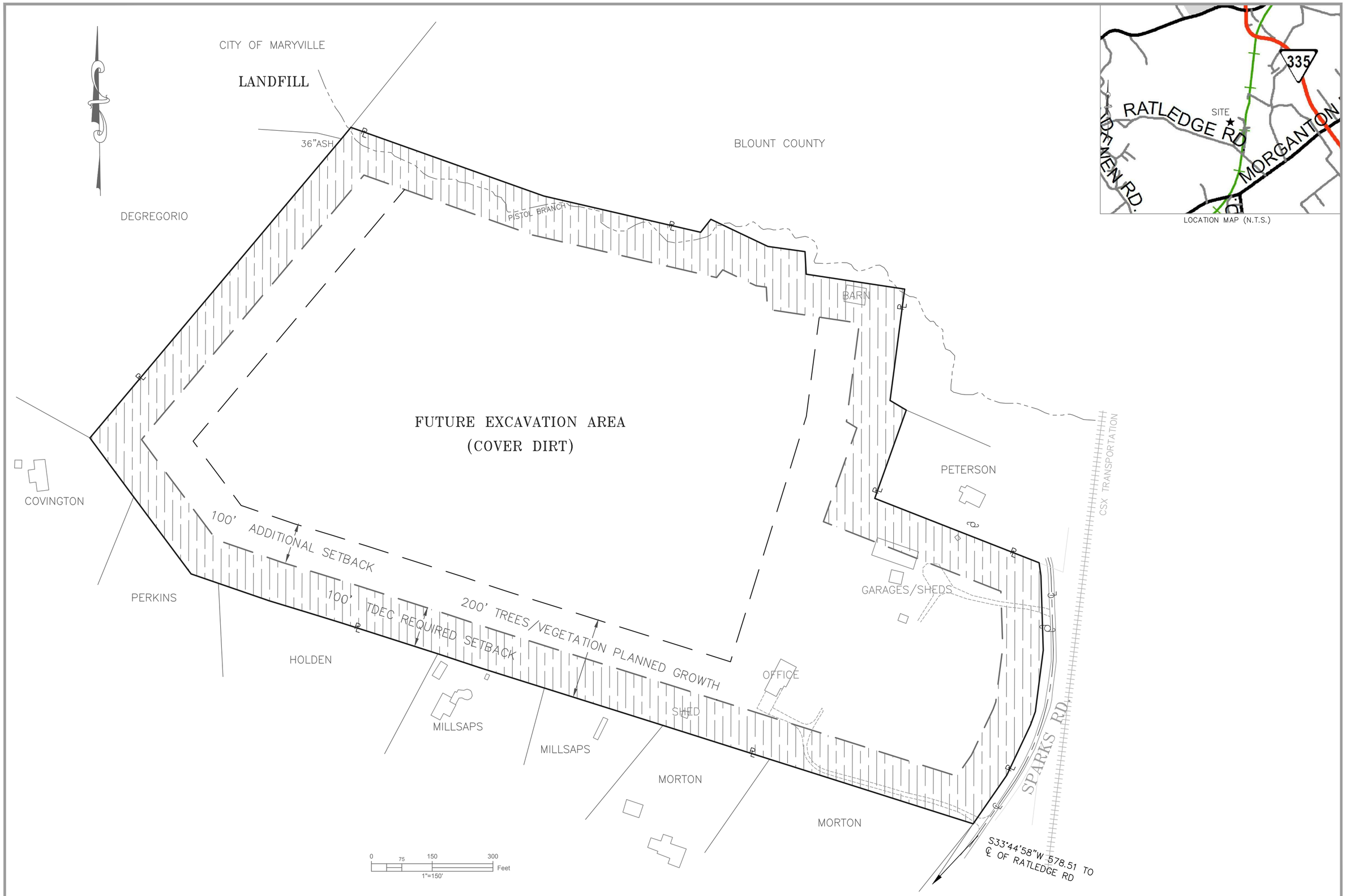

LEGEND

- TDEC REQUIRED SETBACK
- EASEMENT LINE
- LOT LINE

MANAGED BY:
THE CITY OF ALCOA
PUBLIC WORKS & ENGINEERING
725 UNIVERSAL ST. ALCOA, TN 37701
(865)380-4800

PROJECT:

ALCOA–MARYVILLE–BLOUNT COUNTY LANDFILL

FORMER SPARKS PROPERTY
NEW OFFICE AND FUTURE EXCAVATION AREA
EXHIBIT

SHEET NO. 1/1

Memo

Date: December 13, 2018

To: Blount County Commission

Re: Response to Commissioner Inquiry

From: Alcoa-Maryville-Blount County Landfill

On December 11, 2018 the Blount County Zoning Board discussed and placed on upcoming Commission agenda the Sparks property purchased by the Regional Landfill as an excavation site and future location for office space. Several questions were raised during the discussing with some potential misunderstanding of the intended use of the property. To clarify the intent of the property acquisition and rezoning request that the Alcoa-Maryville-Blount County Landfill has placed on the agenda the following questions are being answered and exhibits being supplied to Commissioners.

After the meeting, Commissioner Joe McCulley posed some follow-up questions that are addressed below; other questions noted by City of Alcoa staff are answered as well.

Question 1: How long will the current landfill be in use?

Response 1: The current space is permitted for 61.72 years. This is based on current landfill usage. Recycling programs have extended the life of the landfill as has the prudent management of Landfill staff.

Question 2: Was the new land (Sparks Property) core drilled and soil tested for possible use as a landfill?

Response 2: No. This property's intent is for excavation material and office space. There are no plans to pursue landfill use on this property.

Question 3: It is understood that they are currently hauling dirt from this site (Sparks Property) to use as cover on the current site?

Response 3: We are not currently hauling dirt from the Sparks Property. The only thing hauled off of this property has been trash and debris left by the previous owners.

Question 4: How deep do they currently plan to dig the dirt?

Response 4: That information is not yet known at this time.

Question 5: Has there been any discussions or site review by the State on the new land for a possible landfill?

Response 5: No; there are no plans for waste disposal for this site. The primary purpose was for dirt for required cover of waste and for relocation of the Landfill offices. Use of the property for waste

disposal would require review by the TN Department of Environment and Conservation, public notice/public meetings regarding the proposed disposal, etc.

It has been verified by Revendra Awasthi, TDEC Director for East Tennessee that a permit was not required to remove dirt for cover material.

Question 6: What type is the creek on this site? And how large is this creek?

Response 6: Pistol Branch is the creek on site. It is relatively small (about __ feet from baks to bank) and spring fed; it crosses both the landfill and the former Spark's property as shown on the exhibit.

Question 7: Where does the creek originate and where is it going to?

Response 7: Pistol Branch originates from a spring located on the landfill property below the current demolition site. Pistol Branch crosses the properties as shown on the exhibit.

Question 8: Will there be any change to the creek flow?

Response 8: There are no plans to make any changes to the creek flow. Any changes would require state permitting, inspections and meeting state regulations but there are no plans to alter the creek or its flow.

Question 9: How close to a residential house would any new landfill come?

Response 9: This site is not planned to have a landfill on it. With respect to the planned use of the property, there will be a minimum 200-foot boundary created before any dirt is excavated. At least 100' of this buffer (immediately adjacent to the property line) will also be a vegetative buffer/visual screen; no clearing will be done and trees, etc. will be allowed to grow naturally. The State's Solid Waste Regulations require a 100-foot boundary between the landfill property's and residences for any operations. The landfill and its State-permitted disposal areas are shown on the exhibits.

Question 10: Is any garbage currently burnt or is it all covered with dirt?

Response 10: The Regional Landfill is not permitted to burn garbage. The only items burnt are waste wood and untreated pallets. These are permitted to be burnt in the Air Curtain Destructor. All the other items are covered with the appropriate amount of material.

Question 11: Is there anything else that you think Commissioner's should know before next week's meeting?

Response 11: Cover dirt is mandated by the Tennessee Department of Conservation (TDEC) and the Environmental Protection Agency (EPA). The intent of this purchase was to secure a source of cover material for the future. Also the existing home on the property will be converted to office space due to the current office which is located on the actual landfill in is in zone of the current fill material being used. There will be no additional traffic on the surrounding roads as the use for this property is internal and will be accessed from the landfill.

There were other questions / concerns raised during the course of the December 11 meeting among those were the following:

What are the traffic impacts to Ratledge Road and Sparks Road?

Response: Traffic impacts will be minimal. There are no plans to relocate the Landfill entrance to his property. Access to this property will be limited to Landfill employees and visitors to the Landfill office. Traffic will be considerably less than had the property been sold and subdivided into residential tracts / lots.

Will there be problems with dust from this operation?

Response: The Landfill receives very few – if any – off-site complaints of dust from the current operations. Dust that is generated on-site is generally from traffic traveling to and from the disposal areas. Little dust is generated from excavation operations. Nevertheless, a water truck is operated daily during dry weather to dampen roads and reduce dust generation along the internal roadways as well as haul roads for transport of soil.

Blount County Government

359 Court Street
Maryville, TN 37804-5906

Legislation Details (With Text)

File #:	19-7	**Version:**	1	**Name:**	
Type:	Report			**Status:**	Agenda Ready
File created:	1/3/2019			**In control:**	Board of Commissioners
On agenda:	1/17/2019			**Final action:**	
Title:	Annual Adjustments Financial Assurance Agreements for the Alcoa/Maryville/Blount County Landfill.				
Sponsors:					
Indexes:					
Code sections:					
Attachments:	AlcoaCityofMaryvilleCityofBlountCounty(2019InflAdjNotice)122118dfl - less forms 2019 Contract Amendment - DML 05-0091 NA & SA 2019 Contract Amendment - SNL 05-103-0105 Orig & Phase 1-7				

Date	Ver.	Action By	Action	Result
1/8/2019	1	Commission Workshop		

powered by Legistar™

STATE OF TENNESSEE
DEPARTMENT OF ENVIRONMENT AND CONSERVATION
Division of Financial Assurance & Business Process Improvement
William R. Snodgrass Tennessee Tower
312 Rosa L. Parks Ave., 10th Floor
Nashville, TN 37243
(615) 532-0851

December 21, 2018

Mr. Kenny Wiggins
Public Services Director
725 Universal Street
Alcoa, TN 37701

The Honorable Donald Mull
Mayor of Alcoa, TN
223 Associates Blvd.
Alcoa, Tennessee 37701-1943

The Honorable Tom Taylor
Mayor of Maryville, TN
404 West Broadway
Maryville, Tennessee 37801-4710

The Honorable Ed Mitchell
Blount County Mayor
Courthouse, 341 Court Street
Maryville, Tennessee 37804

RE: 2019 Annual Inflation Adjustment of the Financial Assurance for the ***City of Alcoa/City of Maryville/Blount County Landfills,*** Permit Nos. ***DML050000091 North Area, DML050000091 South Area,*** and ***SNL050000105 Original Vertical & Lateral Expansion Phases 1 - 7*** as required by the Regulations of the Division of Solid Waste Management

Dear Mr. Wiggins, Mayor Mull, Mayor Taylor, and Mayor Mitchell:

All county and municipal "Contracts in Lieu of Performance Bonds" must be adjusted annually for inflation by no later than the anniversary date of the issuance of the contract.

Rule Chapters 0400-12-01-.06(8) and 0400-11-01-.03(3) state that the inflation adjustment may be made by recalculating the closure and/or post-closure cost estimate in current dollars or by using an inflation factor derived from the most recent Implicit Price Deflator for the Gross National Product published by the U. S. Department of Commerce in its Survey of Current Business.

The staff of the Division of Financial Assurance & Business Process Improvement, utilizing data published by the U. S. Department of Commerce, has projected the inflation factor to be used for **2019** inflation adjustments as ***2.30%.*** The amount of your financial assurance instrument(s) from the **Year 2018** must be multiplied by ***1.0230***. The permitted facility and/or the Department may reserve the right to adjust this figure later based upon revised data released by the U. S. Department of Commerce during the year.

Effective immediately, any County or Municipal Contract in Lieu of Performance Bond incurring an annual inflation adjustment shall not be processed by amendment until the cumulative amount of the adjustment(s) equals or exceeds TEN THOUSAND DOLLARS ($10,000.00). This is a change from the previous threshold of Five Thousand Dollars ($5,000.00). For example, if the inflation adjustment is $4,000.00 in year one, $5,000.00 in year two, and $6,000.00 in year three, the amendment will be processed in year three when the total of adjustments exceeds $10,000.00. We will continue to send your inflation adjustment figures annually for your records whether or not a contract amendment is required.

Please review the amount(s) for each permit listed below. If any changes or modifications to your permit(s) have occurred, please contact us as soon as you receive this letter. The due date(s) and projected amount(s) for the inflation adjustment(s) of your financial instrument(s) are as follows:

2019 Inflation Adjustment(s)

Facility Permit No.	Financial Instrument Type & No.	Financial Instrument Anniversary Due Date	Present Amount of Financial Assurance On File	Inflation Adjustment/ Increase Required	Inflation Adjustment and Allowable Post-Closure Reduction	Total Required Amount of Financial Assurance
DML050000091 North Area	Contract	03/01/19	$ 343,544.75	$ 7,901.53	$ 0.00	$ 351,446.28
DML050000091 South Area	Contract	03/01/19	$ 1,219,474.05	$ 28,047.91	$ 0.00	$ 1,247,521.96
SNL050000105 Original Vertical & Lateral Expansion Phases 1 - 7	Contract	02/10/19	$ 11,650,659.23	$ 267,965.17	$ 0.00	$ 11,918,624.40

Please see the attached spreadsheets, which list in detail the amount of financial assurance required due to the **2019** annual inflation adjustment and/or post closure reduction (if applicable) for your permit(s). The spreadsheets also list the current amount of financial assurance on file for each permit.

PLEASE NOTE

(1) If you have been advised by the TDEC Field Office that the required post-closure activities at a permitted site listed herein have not been performed to the satisfaction of the Field Office Staff, do not reduce your financial assurance instrument until the Field Office has approved the performance of the required post-closure work.

Mr. Wiggins, please review the Amendments of Contract in Lieu of Performance Bonds, and upon your approval, have five (5) originals of each Amendment dated and signed by Mayor Mull, Mayor Taylor and Mayor Mitchell, to be returned to this office.

Please submit the inflation adjusted financial instrument(s) to the Division of Financial Assurance & Business Process Improvement to my attention at the address listed on the letterhead as indicated above. If you have any questions, please call me at (615) 532-8571, or you may email me at Debra.Long@tn.gov.

Very Respectfully,

Debra F. Long

Debra F. Long, Financial Analyst

CC: Revendra Awasthi, Manager of Solid Waste Management, Knoxville Field Office, TDEC

Enclosures: Customer Information Data Sheet, Summary Spreadsheet, Detailed Financial Assurance Information

Amendment of Contract in Lieu of Performance Bond

Whereas, the City of Alcoa, the City of Maryville, and Blount County and the State of Tennessee Department of Environment and Conservation previously entered into a Contract in Lieu of Performance Bond (Copy attached) and subsequent amendments thereto for proper operation and closure and/or post-closure of the Alcoa, Maryville, Blount County Demolition Landfill (referred to in previous amendments as the "Alcoa, Maryville, Blount County Sanitary Landfill"), Registration Numbers DML 05-0091NA and DML 05-0091SA; and

Whereas, said contract included a provision allowing the Commissioner of Environment and Conservation to collect up to $1,563,018.80 ($343,544.75 for NA and $1,219,474.05 for SA) from any funds being disbursed or to be disbursed from the State to the Cities and County as financial assurance for said proper operation, closure and post-closure; and

Whereas, the State and Alcoa, Maryville, and Blount County desire to increase the amount of said financial assurance from $1,563,018.80 to $1,598,968.24 ($351,446.28 for NA and $1,247,521.96 for SA).

Therefore, Paragraph 3 of the Agreement in Lieu of Performance Bond is amended as follows:

> The figure "$1,563,018.80" is deleted and the figure "$1,598,968.24" is substituted in lieu thereof.

Date of Amendment to Contract _____, 2019.

_____	_____
Commissioner Tennessee Department of Environment and Conservation	Mayor City of Alcoa
_____	_____
Commissioner Tennessee Department of Finance and Administration	Mayor City of Maryville
	_____
	Mayor County of Blount

Amendment of Contract in Lieu of Performance Bond

Whereas, the City of Alcoa, the City of Maryville, and Blount County and the State of Tennessee Department of Environment and Conservation previously entered into a Contract in Lieu of Performance Bond (Copy attached) for proper operation and closure and/or post-closure of the Alcoa, Maryville, Blount County Sanitary Landfill, Registration Numbers SNL 05-103-0105 Original, Vertical, and Lateral Expansion (Phase 1 – 7); and

Whereas, said contract included a provision allowing the Commissioner of Environment and Conservation to collect up to $11,650,659.23 from any funds being disbursed or to be disbursed from the State to the Cities and County as financial assurance for said proper operation, closure and post-closure; and

Whereas, the State and Alcoa, Maryville, and Blount County desire to increase the amount of said financial assurance from $11,650,659.23 to $11,918,624.40.

Therefore, Paragraph 4 of the Agreement in Lieu of Performance Bond is amended as follows:

> The figure "$11,650,659.23" is deleted and the figure "$11,918,624.40" is substituted in lieu thereof.

Date of Amendment to Contract _____, 2019.

_____	_____
Commissioner Tennessee Department of Environment and Conservation	Mayor City of Alcoa
_____	_____
Commissioner Tennessee Department of Finance and Administration	Mayor City of Maryville
	_____
	Mayor County of Blount

Blount County Government

359 Court Street
Maryville, TN 37804-5906

Legislation Details (With Text)

File #:	RES 19-008	**Version:**	1	**Name:**	
Type:	Resolution			**Status:**	Agenda Ready
File created:	1/3/2019			**In control:**	Board of Commissioners
On agenda:	1/17/2019			**Final action:**	
Title:	Resolution No. 19-01-012, Resolution to Approve Lease Agreement Between Blount County, Tennessee and U.S. Congressman Tim Burchett for Office Space in Blount County Courthouse.				
Sponsors:					
Indexes:					
Code sections:					
Attachments:	Resolution (Burchett office space) Congressman's Office-TN-02 Blount Satellite Lease_DRAFT (1)				

Date	Ver.	Action By	Action	Result
1/8/2019	1	Commission Workshop		

powered by Legistar™

RESOLUTION NO. 19-01-012

SPONSORED BY COMMISSIONERS RICK CARVER AND JARED ANDERSON

RESOLUTION TO APPROVE LEASE AGREEMENT BETWEEN BLOUNT COUNTY, TENNESSEE AND U.S. CONGRESSMAN TIM BURCHETT FOR OFFICE SPACE IN BLOUNT COUNTY COURTHOUSE

BE IT RESOLVED by the Board of Commissioners of Blount County, Tennessee, in session assembled January 17, 2019.

WHEREAS, Blount County, Tennessee (hereinafter "Blount County") has historically rented office space in the Blount County Courthouse to the U.S. Congressman representing the areas including Blount County; and

WHEREAS, Tim Burchett was recently elected to the U.S. House of Representatives and serves as the U.S. Congressman for the area including Blount County; and

WHEREAS, Congressman Burchett wishes to continue to lease office space in the Blount County Courthouse so that he can maintain an office therein; and

WHEREAS, it is in the best interest of the citizens of Blount County that they have access to their Congressman and that their Congressman have a local office in the Blount County Courthouse.

NOW THEREFORE, BE IT RESOLVED by the Board of Commissioners of Blount County, Tennessee, that the Lease Agreement relative to the space in the Blount County Courthouse between Blount County, Tennessee and U.S. Congressman Tim Burchett, which is attached hereto as Exhibit 1 and incorporated herein by reference, is approved and the Mayor is hereby authorized to execute the Agreement on behalf of Blount County.

BE IT FURTHER RESOLVED THAT THIS RESOLUTION SHALL TAKE EFFECT FROM AND AFTER PASSAGE, THE PUBLIC WELFARE REQUIRING IT.

Duly authorized and approved this _____ day of _____, 2019.

CERTIFICATION OF ACTION	**ATTEST**
_____	_____
Commission Chairman	County Clerk

Approved: _____
Vetoed: _____

_____ _____
County Mayor Date

District Office Lease – Instructions

NO LEASE OR ATTACHMENT CAN BE SIGNED BEFORE THEY HAVE BEEN APPROVED BY THE ADMINISTRATIVE COUNSEL.

The term for a District Office Lease for the 116th Congress may not commence prior to January 3, 2019.

Members should endeavor to lease space through the last day of a congressional term rather than the last day of a calendar year. For the 116th Congress, leases should end on January 2, 2021, not December 31, 2020.

A. The preamble has three blank lines to be filled in: (1) Landlord's name; (2) Landlord's address; and (3) Member/Member-Elect's name.

B. Section 1 has three blank lines to be filled in: (1) square footage of the leased office (optional); (2) street address of the leased office; and (3) city, state and ZIP code of the leased office.

C. Section 2 confirms that all amenities identified in the District Office Lease Attachment accompanying the Lease are to be provided by Lessor.

D. Section 3 has two blank lines to be filled in: (1) date lease begins (must be on or after January 3, 2019); and (2) date lease ends (must be on or before January 2, 2021).

E. Section 4 has one blank line for the monthly rent amount (write "zero" if no rent is to be paid).

F. Section 5 has one blank line – the number of days' notice required for either party to terminate the lease before the end of the term. A standard period is 30 days, but any figure is acceptable. If the lease may not be terminated early, enter "N/A" in this blank.

G. Sections 1–9, other than filling in the blanks, may not be altered or deleted.

H. Section 11 has space provided to list any additional lease provisions.

I. Prior to either party signing a lease, the Member/Member-Elect must submit the proposed lease, accompanied by a copy of the District Office Lease Attachment for the 116th Congress, to the Administrative Counsel for review and approval. If the proposed terms and conditions of the lease are determined to be in compliance with applicable law and House Rules and Regulations, the Administrative Counsel will notify the Member/Member-Elect that (s)he may proceed with the signing of the lease. Please submit the proposed lease and District Office Lease Attachment either by e-mail in PDF form (leases@mail.house.gov) or fax (202-225-6999).

J. **The Member/Member-Elect is required to personally sign the documents. A signed and dated District Office Lease Attachment must accompany this lease.** Once signed by both parties, the Lease and the District Office Lease Attachment must be submitted to the Administrative Counsel for final approval. They may be sent by email in PDF form (leases@mail.house.gov) or faxed to 202-225-6999.

K. If approved, Administrative Counsel will send the forms to Finance so that payment can begin. If there are errors on the form, the Member office will be contacted and required to correct them.

U.S. House of Representatives

Washington, D.C. 20515

District Office Lease

Pursuant to 2 U.S.C. § 4313, and the Regulations of the Committee on House Administration (as modified from time to time by Committee Order) relating to office space in home districts, _____

Blount County Government, 341 Court Street, Maryville, TN 37804

(Landlord's name) (Landlord's street address, city, state, ZIP code)

("Lessor"), and Tim Burchett, a Member/Member-Elect of the U.S. House of

(Lessee's name)

Representatives ("Lessee"), agree as follows:

1. **Location.** Lessor shall lease to Lessee 780 square feet of office space located at

331 Court Street

(Office street address)

in the city, state and ZIP code of Maryville, Tennessee 37804.

(Office city, state and ZIP)

2. **Lease Amenities.** Lessee shall be entitled to receive and Lessor shall be required to provide the amenities agreed to in Section A of the District Office Lease Attachment ("Attachment") accompanying this Lease.

3. **Term.** Lessee shall have and hold the leased premises for the period beginning January 3, 20 19 and ending January 2, 20 21. The term of this District Office Lease ("Lease") may not exceed two (2) years and may not extend beyond January 2, 2021, which is the end of the constitutional term of the Congress to which the Member is elected.

4. **Rent.** The monthly rent shall be $400.00, and is payable in arrears on or before the last day of each calendar month. Rent payable under this Lease shall be prorated on a daily basis for any fraction of a month of occupancy.

5. **Early Termination.** This Lease may be terminated by either party giving 30 days' prior written notice to the other party. The commencement date of such termination notice shall be the date such notice is delivered or, if mailed, the date such notice is postmarked.

6. **Payments.** During the term of this Lease, rent payments under Section 4 of this Lease shall be remitted to the Lessor by the Chief Administrative Officer of the U.S. House of Representatives (the "CAO") on behalf of the Lessee.

7. **District Office Lease Attachment for 116th Congress.** The District Office Lease Attachment attached hereto is incorporated herein by reference, and this Lease shall have no force or effect unless and until accompanied by an executed District Office Lease Attachment for the 116th Congress.

8. **Counterparts.** This Lease may be executed in any number of counterparts and by facsimile copy, each of which shall be deemed to be an original but all of which together shall be deemed to be one and the same instrument.

District Office Lease

9. **Section Headings.** The section headings of this Lease are for convenience of reference only and shall not be deemed to limit or affect any of the provisions hereof.

10. **Modifications.** Any amendments, additions or modifications to this Lease inconsistent with Sections 1 through 9 above shall have no force or effect to the extent of such inconsistency.

11. **Other.** Additionally, the Lessor and the Lessee agree to the following:

Blount County Government does not waive its immunities under the Tennessee Governmental Tort Liability Act.

[*Signature page follows*.]

U.S. House of Representatives

Washington, D.C. 20515

District Office Lease

IN WITNESS WHEREOF, the parties have duly executed this District Office Lease as of the later date written below by the Lessor or the Lessee.

Blount County Government	Tim Burchett
Print Name of Lessor/Landlord/Company	*Print Name of Lessee*
By: _____	_____
Lessor Signature	*Lessee Signature*
Name:	
Title:	
_____	_____
Date	*Date*

Clear Form Print Form Save Form

This District Office Lease must be accompanied with an executed District Office Lease Attachment.

Clear Form Print Form

District Office Lease Attachment- Instructions

The District Office Lease Attachment must accompany ***every*** Lease or Lease Amendment that is submitted for a Member/Member-Elect's District Office.

NO LEASE, AMENDMENT OR ATTACHMENT CAN BE SIGNED BEFORE THEY HAVE BEEN APPROVED BY THE ADMINISTRATIVE COUNSEL.

The term of a District Office Lease or Amendment for the 116th Congress may not commence prior to January 3, 2019.

Members should endeavor to lease space through the last day of a congressional term rather than the last day of a calendar year. For the 116th Congress, leases should end on January 2, 2021, not December 31, 2020.

A few things to keep in mind:

A. **The Member/Member-Elect is required to <u>personally</u> sign the documents.**

B. **The Member/Member-Elect must indicate in Section A ("Lease Amenities") of the Attachment whether the proposed leased space will serve as a flagship district office.**

C. **The Lessor must complete the amenities checklist in Section A ("Lease Amenities"), unless the checkbox at the top of the amenities checklist is marked to indicate that amenities are listed elsewhere in the Lease.**

D. Broadband/cable availability can be checked by entering the address of the proposed leased space at https://broadbandmap.fcc.gov. **The Member/Member-Elect should still confirm broadband/cable status directly with the Lessor.**

E. **Section B ("Additional Terms and Conditions") of the Attachment <u>SHALL NOT</u> have any provisions deleted or changed.**

F. Even if rent is zero, an Attachment is still required.

G. **Prior to either party signing a Lease or Amendment, the Member/Member-Elect must submit the proposed Lease or Amendment, accompanied by a copy of the Attachment, to the Administrative Counsel for review and approval.** If the Administrative Counsel determines that the proposed terms and conditions of the Lease or Amendment are in compliance with applicable law and House Rules and Regulations, the Administrative Counsel will notify the Member/Member-Elect that (s)he may proceed with the execution of the Lease or Amendment. Please submit the proposed Lease or Amendment and Attachment either by e-mail in PDF form (leases@mail.house.gov) or by fax (202-225-6999).

H. Once signed by both parties, the Lease or Amendment and the Attachment must be submitted to the Administrative Counsel for final approval. The Attachment should be submitted at the same time the Lease or Amendment is sent to the Administrative Counsel. They may be sent by email in PDF form (leases@mail.house.gov) or faxed to (202-225-6999).

I. Without a properly signed and submitted Attachment, the Lease or Amendment cannot be approved and payments will not be made. The parties agree that any charges for default, early termination or cancellation of the Lease or Amendment which result from actions taken by or on behalf of the Lessee shall be the sole responsibility of the Lessee, and are not reimbursable from the Member's Representational Allowance.

J. **Lessor shall provide a copy of any <u>assignment</u>, <u>estoppel certificate</u>, <u>notice of a bankruptcy or foreclosure</u>, or <u>notice of a sale or transfer of the leased premises</u> to the Administrative Counsel by e-mail in PDF form (leases@mail.house.gov).**

U.S. House of Representatives
Washington, D.C. 20515

District Office Lease Attachment

SECTION A
(Lease Amenities)

Section A designates whether the leased space will be the Member/Member-Elect's flagship (primary) office and sets forth the amenities provided by the Lessor to be included in the Lease. Except as noted below, the amenities listed are not required for all district offices.

To be completed by the Member/Member-elect:

☐ The leased space will serve as my flagship (primary) District Office.
☑ The leased space will NOT serve as my flagship (primary) District Office.

To be completed by the Lessor:

☐ Amenities are separately listed elsewhere in the Lease.
(The below checklist can be left blank if the above box is checked.)

The Lease includes (please check and complete all that apply):
(*Items marked with an asterisk and in bold are* ***required*** *for ALL district offices for the 116th Congress.*)

☑ * **Broadband and/or Cable Access to the Leased Space (e.g. Comcast, Cox, Verizon, etc.).**
(*Check broadband status by entering the leased space address at https://broadbandmap.fcc.gov. The parties should also directly discuss broadband status.*)
☑ * **Interior Wiring CAT 5e or Better within Leased Space.**
☑ Lockable Space for Networking Equipment.
☑ Telephone Service Available.
☑ Parking. ☐ _____ Assigned Parking Spaces
☑ _____ Unassigned Parking Spaces
☑ General Off-Street Parking on an As-Available Basis
☑ Utilities. Includes: _____
☑ Janitorial Services. Frequency: Nightly
☑ Trash Removal. Frequency: Nightly
☑ Carpet Cleaning. Frequency: As needed
☑ Window Washing. ☐ Window Treatments.
☐ Tenant Alterations Included In Rental Rate.
☑ After Hours Building Access.
☑ Office Furnishings. Includes: _____
☐ Cable TV Accessible. If checked, Included in Rental Rate: ☐ Yes ☑ No
☑ Building Manager. ☑ Onsite ☐ On Call Contact Name: Don Stallions
Phone Number: (865) 273-5772 Email Address: dstallions@blounttn.org

Send completed forms to: Administrative Counsel, 217 Ford House Office Building, Washington, D.C. 20515.
Copies may also be faxed to 202-225-6999.

District Office Lease Attachment

SECTION B
(Additional Terms and Conditions)

1. **Incorporated District Office Lease Attachment.** Lessor (Landlord) and Lessee (Member/Member-Elect of the U.S. House of Representatives) agree that this District Office Lease Attachment ("Attachment") is incorporated into and made part of the Lease ("Lease") and, if applicable, District Office Lease Amendment ("Amendment") to which it is attached.

2. **Performance.** Lessor expressly acknowledges that neither the U.S. House of Representatives (the "House") nor its Officers are liable for the performance of the Lease. Lessor further expressly acknowledges that payments made by the Chief Administrative Officer of the House (the "CAO") to Lessor to satisfy Lessee's rent obligations under the Lease – which payments are made solely on behalf of Lessee in support of his/her official and representational duties as a Member of the House – shall create no legal obligation or liability on the part of the CAO or the House whatsoever. Lessee shall be solely responsible for the performance of the Lease and Lessor expressly agrees to look solely to Lessee for such performance.

3. **Modifications.** Any amendment to the Lease must be in writing and signed by the Lessor and Lessee. Lessor and Lessee also understand and acknowledge that the Administrative Counsel for the CAO ("Administrative Counsel") must review and give approval of any amendment to the Lease prior to its execution.

4. **Compliance with House Rules and Regulations.** Lessor and Lessee understand and acknowledge that the Lease shall not be valid, and the CAO will not authorize the disbursement of funds to the Lessor, until the Administrative Counsel has reviewed the Lease to determine that it complies with the Rules of the House and the Regulations of the Committee on House Administration, and approved the Lease by signing the last page of this Attachment.

5. **Payments.** The Lease is a fixed term lease with monthly installments for which payment is due in arrears on or before the end of each calendar month. In the event of a payment dispute, Lessor agrees to contact the Office of Finance of the House at 202-225-7474 to attempt to resolve the dispute before contacting Lessee.

6. **Void Provisions.** Any provision in the Lease purporting to require the payment of a security deposit shall have no force or effect. Furthermore, any provision in the Lease purporting to vary the dollar amount of the rent specified in the Lease by any cost of living clause, operating expense clause, pro rata expense clause, escalation clause, or any other adjustment or measure during the term of the Lease shall have no force or effect.

7. **Certain Charges.** The parties agree that any charge for default, early termination or cancellation of the Lease which results from actions taken by or on behalf of the Lessee shall be the sole responsibility of the Lessee, and shall not be paid by the CAO on behalf of the Lessee.

8. **Death, Resignation or Removal.** In the event Lessee dies, resigns or is removed from office during the term of the Lease, the Clerk of the House may, at his or her sole option, either: (a)

terminate the Lease by giving thirty (30) days' prior written notice to Lessor; or (b) assume the obligation of the Lease and continue to occupy the premises for a period not to exceed sixty (60) days following the certification of the election of the Lessee's successor. In the event the Clerk elects to terminate the Lease, the commencement date of such thirty (30) day termination notice shall be the date such notice is delivered to the Lessor or, if mailed, the date on which such notice is postmarked.

9. **Term.** The term of the Lease may not exceed the constitutional term of the Congress to which the Lessee has been elected. The Lease may be signed by the Member-Elect before taking office. Should the Member-Elect not take office to serve as a Member of the 116th Congress, the Lease will be considered null and void.

10. **Early Termination.** If either Lessor or Lessee terminates the Lease under the terms of the Lease, the terminating party agrees to promptly file a copy of any termination notice with the Office of Finance, U.S. House of Representatives, O'Neill Federal Building, Suite 3100, Attn: Office of Financial Counseling, Washington, D.C. 20515, and with the Administrative Counsel by e-mail at leases@mail.house.gov.

11. **Assignments.** Lessor shall not have the right to assign (by operation of law or otherwise) any of its rights, interests and obligations under the Lease, in whole or in part, without providing thirty (30) days prior written notice to Lessee, and any such purported assignment without such notice shall be void. Lessor shall promptly file a copy of any such assignment notice with the Administrative Counsel by e-mail at leases@mail.house.gov.

12. **Sale or Transfer of Leased Premises.** Lessor shall provide thirty (30) days prior written notice to Lessee in the event (a) of any sale to a third party of any part of the leased premises, or (b) Lessor transfers or otherwise disposes of any of the leased premises, and provide documentation evidencing such sale or transfer in such notice. Lessor shall promptly file a copy of any such sale or transfer notice with the Administrative Counsel by e-mail at leases@mail.house.gov.

13. **Bankruptcy and Foreclosure.** In the event (a) Lessor is placed in bankruptcy proceedings (whether voluntarily or involuntarily), (b) the leased premises is foreclosed upon, or (c) of any similar occurrence, Lessor agrees to promptly notify Lessee in writing. Lessor shall promptly file a copy of any such notice with the Office of Finance, U.S. House of Representatives, O'Neill Federal Building, Suite 3100, Attn: Office of Financial Counseling, Washington, D.C. 20515, and with the Administrative Counsel by e-mail at leases@mail.house.gov.

14. **Estoppel Certificates.** Lessee agrees to sign an estoppel certificate relating to the leased premises (usually used in instances when the Lessor is selling or refinancing the building) upon the request of the Lessor. Such an estoppel certificate shall require the review of the Administrative Counsel, prior to Lessee signing the estoppel certificate. Lessor shall promptly provide a copy of any such estoppel certificate to the Administrative Counsel by e-mail at leases@mail.house.gov.

District Office Lease Attachment

15. **Maintenance of Common Areas.** Lessor agrees to maintain in good order, at its sole expense, all public and common areas of the building including, but not limited to, all sidewalks, parking areas, lobbies, elevators, escalators, entryways, exits, alleys and other like areas.

16. **Maintenance of Structural Components.** Lessor also agrees to maintain in good order, repair or replace as needed, at its sole expense, all structural and other components of the premises including, but not limited to, roofs, ceilings, walls (interior and exterior), floors, windows, doors, foundations, fixtures, and all mechanical, plumbing, electrical and air conditioning/heating systems or equipment (including window air conditioning units provided by the Lessor) serving the premises.

17. **Lessor Liability for Failure to Maintain.** Lessor shall be liable for any damage, either to persons or property, sustained by Lessee or any of his or her employees or guests, caused by Lessor's failure to fulfill its obligations under Sections 15 and 16.

18. **Initial Alterations.** Lessor shall make any initial alterations to the leased premises, as requested by Lessee and subject to Lessor's consent, which shall not be unreasonably withheld. The cost of such initial alterations shall be included in the annual rental rate.

19. **Federal Tort Claims Act.** Lessor agrees that the Federal Tort Claims Act, 28 U.S.C. §§ 2671-80, satisfies any and all obligations on the part of the Lessee to purchase private liability insurance. Lessee shall not be required to provide any certificates of insurance to Lessor.

20. **Limitation of Liability.** Lessor agrees that neither Lessee nor the House nor any of the House's officers or employees will indemnify or hold harmless Lessor against any liability of Lessor to any third party that may arise during or as a result of the Lease or Lessee's tenancy.

21. **Compliance with Laws.** Lessor shall be solely responsible for complying with all applicable permitting and zoning ordinances or requirements, and with all local and state building codes, safety codes and handicap accessibility codes (including the Americans with Disabilities Act), both in the common areas of the building and the leased space of the Lessee.

22. **Electronic Funds Transfer.** Lessor agrees to accept monthly rent payments by Electronic Funds Transfer and agrees to provide the Office of Finance, U.S. House of Representatives, with all banking information necessary to facilitate such payments.

23. **Refunds.** Lessor shall promptly refund to the CAO, without formal demand, any payment made to the Lessor by the CAO for any period for which rent is not owed because the Lease has ended or been terminated.

24. **Conflict.** Should any provision of this Attachment be inconsistent with any provision of the attached Lease or attached Amendment, the provisions of this Attachment shall control, and those inconsistent provisions of the Lease or the Amendment shall have no force and effect to the extent of such inconsistency.

U.S. House of Representatives
Washington, D.C. 20515

District Office Lease Attachment

25. **Construction.** Unless the clear meaning requires otherwise, words of feminine, masculine or neuter gender include all other genders and, wherever appropriate, words in the singular include the plural and vice versa.

26. **Fair Market Value.** The Lease or Amendment is entered into at fair market value as the result of a bona fide, arms-length, marketplace transaction. The Lessor and Lessee certify that the parties are not relatives nor have had, or continue to have, a professional or legal relationship (except as a landlord and tenant).

27. **District Certification.** The Lessee certifies that the office space that is the subject of the Lease is located within the district the Lessee was elected to represent unless otherwise authorized by Regulations of the Committee on House Administration.

28. **Counterparts.** This Attachment may be executed in any number of counterparts and by facsimile copy, each of which shall be deemed to be an original but all of which together shall be deemed to be one and the same instrument.

29. **Section Headings.** The section headings of this Attachment are for convenience of reference only and shall not be deemed to limit or affect any of the provisions hereof.

IN WITNESS WHEREOF, the parties have duly executed this District Office Lease Attachment as of the later date written below by the Lessor or the Lessee.

Blount County Government	Tim Burchett
Print Name of Lessor/Landlord	*Print Name of Lessee*
By: _____	_____
Lessor Signature	*Lessee Signature*
Name:	
Title:	
_____	_____
Date	*Date*

From the Member's Office, who is the point of contact for questions?
Name Michael Grider, COS Phone (865) 591-0655 E-mail michael.grider1 @mail.house.gov

This District Office Lease Attachment and the attached Lease or Amendment have been reviewed and are approved, pursuant to Regulations of the Committee on House Administration.

Signed _____ Date _____, 20_____.
(Administrative Counsel)

Send completed forms to: Administrative Counsel, 217 Ford House Office Building, Washington, D.C. 20515.
Copies may also be faxed to 202-225-6999.

Clear Form Print Form

Clear Form

Save Form

This form must be completed using Adobe Reader.

Print Form only, no instructions

Print Form & Instructions

U.S. House of Representatives

Substitute W-9 and ACH Vendor/Miscellaneous Payment Enrollment Form

INSTRUCTIONS

Internal Revenue Code 6109, 31 U.S.C. 3322, 31 CFR 210 and the 1996 Debt Collection Improvement Act require all entities that do business with the United States Government to provide a Tax Identification Number (TIN) and Electronic Funds Transfer (EFT) information for payment. PL 93-579 protects your privacy and mandates that the information never be published or used for any other purpose than to pay you. Please complete all sections below, sign and return via the email or fax number listed.

RETURN FORM TO: vendorEFT@mail.house.gov **FAX NUMBER:** (202) 225-6914

SECTION I UNITED STATES HOUSE OF REPRESENTATIVES INFORMATION

ADDRESS	US HOUSE OF REPRESENTATIVES - ACCOUNTING, 3110 O'NEILL HOUSE OFFICE BUILDING, WASHINGTON DC 20515		
AGENCY IDENTIFIER	53-6002523	AGENCY LOCATION CODE 4832	TELEPHONE NUMBER (202) 226-2277

SECTION II PAYEE/COMPANY INFORMATION

NAME AS SHOWN ON YOUR INCOME TAX RETURN	BUSINESS NAME/DISREGARDED ENTITY NAME OR DBA, IF DIFFERENT THAN NAME ON YOUR INCOME TAX RETURN
ADDRESS/CITY/STATE/ZIP	Enter the correct Tax Identification Number type SOCIAL SECURITY NUMBER (SSN) ___ - __ - ____ or EMPLOYER TAX ID NUMBER (EIN) __ - _____
CONTACT PERSON NAME	PURCHASE ORDER ADDRESS/CITY/STATE/ZIP
EMAIL	PO EMAIL
TELEPHONE NUMBER / FAX NUMBER	TELEPHONE NUMBER / FAX NUMBER
REMIT TO ADDRESS	

CHECK APPROPRIATE BOX FOR FEDERAL TAX CLASSIFICATION (required)

☐ Individual/Sole Proprietor or Single Member LLC ☐ C Corporation ☐ **S Corporation** ☐ Partnership ☐ Trust/Estate

Limited Liability Company. Check the tax classification: ☐ C corporation ☐ S corporation ☐ Partnership

Note. For a *single-member LLC* that is disregarded, check the appropriate box for the tax classification of the single-member owner.

Government Entity. Check the tax classification: ☐ Federal ☐ State ☐ Local

☐ **Other** _____

IRS

Exemptions (codes apply only to certain entities, not individuals):

Exempt payee code (if any) _____

Exemption from FATCA reporting code (if any) _____

(Applies to accounts maintained outside the U.S.)

SECTION III FINANCIAL INSTITUTION INFORMATION *U.S.)*

BANK NAME	**TELEPHONE NUMBER**
NINE-DIGIT ROUTING TRANSIT NUMBER	
DEPOSITOR ACCOUNT TITLE	
DEPOSITOR ACCOUNT NUMBER	LOCKBOX NUMBER

TYPE OF ACCOUNT ☐ CHECKING ☐ SAVINGS ☐ LOCKBOX

SECTION IV SOCIO-ECONOMIC INFORMATION

Type of Business	☐ *Large Business-No Socio-Economic Designations* ☐ *Minority* ☐ *SmBusiness* ☐ *Sm-Disadv/Minority* ☐ *Sm-Disadv Only* ☐ *SmMin Only*
Sm-Disadvantaged Business Prog	☐ 8 (a) Firm ☐ HUBZone Program ☐ *HUBZone Eligible* ☐ *Emerging Small Business* ☐ *Women-Owned Business*
Other Preference Programs	☐ Buy Indian ☐ *Directed to JWOD Non-Profit* ☐ *No Preference/Not Listed* ☐ *Small Business Set-Aside* ☐ *Very Small Business Set-Aside*
Veteran Owned Status	☐ *Non-Vet Owned SmBus* ☐ *Other Vet Owned SmBus* ☐ *Serv-Disabled Vet Other Bus* ☐ *Serv-Disabled Vet Owned SB* ☐ *Vet-Owned Other Bus*
Size of Business:	☐ *(A) 50 or less* ☐ *(B) 51-100* ☐ *(C) 101-250* ☐ *(D) 251-500* ☐ *(E) 501-750* ☐ *(F) 751-1,000* ☐ *(G) Over 1,000* ☐ *(M) 1 million or less* ☐ *(N) 1.1-2 million* ☐ *(P) 2.1-3.5 million* ☐ *(R) 3.1-5 million* ☐ *(S) 5.1-10 million* ☐ *(T)10.1-17 million* ☐ *(Z)Over 17 million*

SECTION V CERTIFICATION OF DATA BY PAYEE/COMPANY

NAME	TITLE/POSITION	
SIGNATURE	DATE	TELE

Instructions for Completing
U.S. House of Representatives
Substitute W-9 and ACH Vendor/Miscellaneous Payment Enrollment Form

Section I - Agency Information – Includes the name and address, agency identifier, agency location code and telephone number for the House of Representatives.

Section II - Payee/Company Information – Print or type the name of the payee/company and address that will receive payment, social security or taxpayer ID number, contact person name, telephone number and email of the payee/company. Print or type the purchase order and remit to addresses if different from the payee/company address. Check the appropriate boxes for federal tax classification.

Section III - Financial Institution Information – Print or type the name and address of the payee/company's financial institution who will receive the ACH payment, ACH coordinator name and telephone number, nine-digit routing transit number, depositor (payee/company) account title and account number. Check the appropriate box for type of account. Payee/Company may include a voided check with this form.

ACH Account Information Located on a Check or Deposit Ticket

FINANCIAL INSTITUTION NAME	name of the financial institution to which the payments are to be directed
ROUTING TRANSIT NUMBER (RTN)	financial institution's 9 digit routing transit number; *found on the bottom of a check or deposit ticket or from your Financial Institution*
ACCOUNT TITLE	employee's or vendor's name on the account
ACCOUNT NUMBER	account number at the financial institution

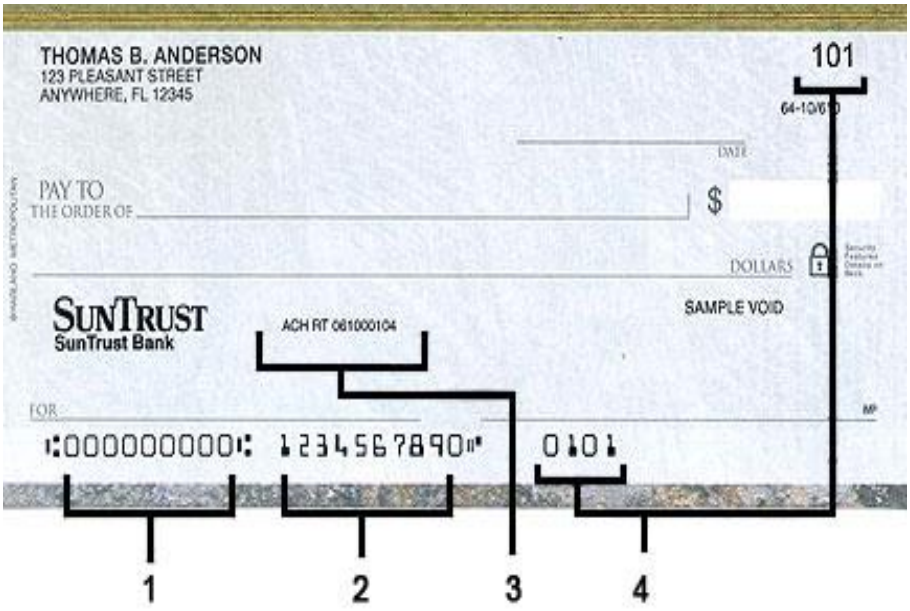

1. Routing Transit Number (RTN) – nine digits located between two symbols. This number identifies the bank holding your account and check processing center.
2. Account number – this is your complete account number. Your account number can be up to 17 digits. Please include leading zeros.
3. ACH Routing Transit Number – Automated Clearing House routing number, use this number for your Routing Transit Number (RTN) if you bank with ***SunTrust Bank***.
4. Check number – This information is not necessary - do not provide

Section IV - Socio-Economic Information – Check the boxes for each category, if applicable: type of business, small disadvantaged business program, HUBZone program, emerging small business, women-owned business, other preference programs, Veteran owned status and size of business. Detailed information related to Small Business programs can be found at http://www.sba.gov/.

Section V - Certification of Data By Payee/Company – Print or type the name, title/position and phone number of the Authorized official. The Authorized official must sign and date the form.

Blount County Government

359 Court Street
Maryville, TN 37804-5906

Legislation Details (With Text)

File #:	RES 19-009	**Version:**	1	**Name:**	
Type:	Resolution			**Status:**	Agenda Ready
File created:	1/3/2019			**In control:**	Board of Commissioners
On agenda:	1/17/2019			**Final action:**	
Title:	Resolution No. 19-01-013, Resolution to Approve Lease Agreement Between Blount County, Tennessee and Townsend, Tennessee Relative to Kinzel Springs Road Bridge.				
Sponsors:					
Indexes:					
Code sections:					
Attachments:	Resolution (Kinzel Springs Bridge) Exhibit 1 Lease Agreement for Kinzel Springs Rd Bridge				

Date	Ver.	Action By	Action	Result
1/8/2019	1	Commission Workshop		

powered by Legistar™

RESOLUTION NO. 19-01-013

SPONSORED BY COMMISSIONERS JEFF JOPLING AND BRAD BOWERS

RESOLUTION TO APPROVE LEASE AGREEMENT BETWEEN BLOUNT COUNTY, TENNESSEE AND TOWNSEND, TENNESSEE RELATIVE TO KINZEL SPRINGS ROAD BRIDGE

BE IT RESOLVED by the Board of Commissioners of Blount County, Tennessee, in session assembled January 17, 2019.

WHEREAS, Blount County, Tennessee (hereinafter "Blount County") is the owner of the Kinzel Springs Road Bridge in Townsend, Tennessee; and

WHEREAS, Blount County has previously determined that Kinzel Springs Road Bridge is no longer structurally sound for the purposes of automobile and motorized traffic and it was determined that it would be more economically feasible to rehabilitate the Kinzel Springs Road Bridge for the purpose of pedestrian and bicycle traffic only rather than completely demolishing the bridge; and

WHEREAS, Townsend, Tennessee (hereinafter "Townsend") has agreed to lease and maintain said property for the purposes of pedestrian and bicycle traffic for citizens and visitors of the Townsend area; and

WHEREAS, it is in the best interest of the citizens of Blount County that the Kinzel Springs Road Bridge be used for the purposes of pedestrian and bicycle traffic.

NOW THEREFORE, BE IT RESOLVED by the Board of Commissioners of Blount County, Tennessee, that the Lease Agreement relative to the Kinzel Springs Road Bridge between Blount County, Tennessee and Townsend, Tennessee, which is attached hereto as Exhibit 1 and incorporated herein by reference, is approved and the Mayor is hereby authorized to execute the Agreement on behalf of Blount County.

BE IT FURTHER RESOLVED THAT THIS RESOLUTION SHALL TAKE EFFECT FROM AND AFTER PASSAGE, THE PUBLIC WELFARE REQUIRING IT.

Duly authorized and approved this _____ day of _____, 2018.

CERTIFICATION OF ACTION **ATTEST**

_____ _____

Commission Chairman County Clerk

Approved: _____
Vetoed: _____

_____ _____
County Mayor Date

This Instrument Prepared By:
CRAIG L. GARRETT
Attorney at Law, PLLC
607 Smithview Drive
Maryville, Tennessee 37803

LEASE AGREEMENT

THIS AGREEMENT is made and entered into by and between BLOUNT COUNTY, TENNESSEE, ("Blount County") a political subdivision of the State of Tennessee and the CITY OF TOWNSEND, TENNESSEE, ("Townsend") a municipality and political subdivision of the State of Tennessee.

WHEREAS, Blount County, Tennessee owns the Kinzel Springs Road Bridge which spans over the Little River; and

WHEREAS, Blount County, Tennessee has determined that the Kinzel Springs Road Bridge was no longer structurally sound for the purposes of automobile and motorized traffic and therefore, Blount County was contemplating completely closing down and demolishing Kinzel Springs Road Bridge; and

WHEREAS, it was determined that it would be more economically feasible to rehabilitate the Kinzel Springs Road Bridge for the purpose of pedestrian and bicycle traffic only rather than completely demolishing the bridge; and

WHEREAS, the Lessor Townsend, Tennessee has encouraged Blount County to rehabilitate the Kinzel Springs Road Bridge for purposes of pedestrian and bicycle traffic with an understanding that Townsend would be willing to lease said property and maintain the same to provide pedestrian and bicycle access to the bridge for citizens and visitors of the Townsend area; and

WHEREAS Blount County and Townsend both agree that it will be in the best interest of the citizens of Blount County and Townsend to have the Kinzel Springs Road Bridge available as a pedestrian and bicycle bridge.

NOW, THEREFORE the parties agree as follows:

1. Blount County hereby leases and rents to Townsend and Townsend hereby accepts

as tenant and lessee, the Kinzel Springs Road Bridge which extends over Little River and will include the point from the right-of-way on each end of the bridge and the entire bridge area crossing Little River. This lease shall begin on the _____ day of _____, 2018 and shall continue for a period of ninety-nine (99) years from the date this lease is executed.

2. Townsend shall pay Blount County the sum of One Dollar ($1.00) per year as rental for the leased premises which amount shall be due on the 1st day of July each year during the term of this lease.

3. Townsend shall use the leased bridge only for pedestrian, bicycle and other non-motorized traffic as the bridge is not structurally sound enough for automobile or other motorized vehicle traffic.

4. Townsend shall not assign, transfer or sublet the leased premises or any part thereof.

5. Townsend shall be solely responsible for the maintenance and care of the leased premises which shall be kept in a good state of repair and in compliance with all applicable federal, state and county regulations.

6. Townsend may erect, at its own cost and expense, any such signage as may be reasonably necessary for the use of the leased premises.

7. Townsend may cover the bridge so as to make the bridge a covered bridge, but shall do so at their own cost and expense.

8. Townsend shall keep in effect public liability insurance upon the leased premises in an amount not less than One Million Dollars ($1,000,000) per incident and Two Million Dollars ($2,000,000) in the aggregate, with Blount County named as an additional insured thereunder.

9. Townsend shall provide Blount County with certificates of insurance on or before July 1st of each year evidencing that the insurance coverage required above is in effect. This certificate shall contain a provision that the coverage afforded under the policy will not be cancelled or allowed to expire until at least thirty (30) days prior written notice has been given to Blount County.

10. This lease shall be binding upon the parties hereto and their successors in interest.

11. This lease shall become effective only upon approval of the Lease Agreement by the governing bodies of Blount County, Tennessee and Townsend, Tennessee.

IN WITNESS WHEREOF, the parties hereto have executed this Lease Agreement as of the 18th day of December, 2018.

LESSOR:

BLOUNT COUNTY, TENNESSEE

By:_____
Ed Mitchell, County Mayor

LESSEE:

TOWNSEND, TENNESSEE

By: Ron Palewski
Ron Palewski, City of Townsend Mayor

STATE OF TENNESSEE)
) ss
COUNTY OF BLOUNT)

Before me, the undersigned authority, a Notary Public in and for the State and County aforesaid, personally appeared Ed Mitchell, with whom I am personally acquainted (or proved to me on the basis of satisfactory evidence), and who upon oath, acknowledged himself to be the Mayor of BLOUNT COUNTY, TENNESSEE the within named bargainor, a political subdivision of the State of Tennessee, and that he as such Mayor, executed the foregoing instrument for the purposes therein contained, by signing the name of Blount County, Tennessee, by himself as Mayor.

Witness my hand and official seal of office this _____day of _____, 2018

_____

My Commission Expires:

_____

STATE OF TENNESSEE)
) ss
COUNTY OF BLOUNT)

Before me, the undersigned authority, a Notary Public in and for the State and County aforesaid, personally appeared Ron Palewski, with whom I am personally acquainted (or proved to me on the basis of satisfactory evidence), and who upon oath, acknowledged himself to be the Mayor of TOWNSEND, TENNESSEE the within named bargainor, a municipality and political subdivision of the State of Tennessee, and that he as such Mayor, executed the foregoing instrument for the purposes therein contained, by signing the name of Townsend, Tennessee, by himself as Mayor.

Witness my hand and official seal at office this 18th day of December, 2018

Danny Lee Williamson

My Commission Expires:
08/23/2022

DANNY LEE WILLIAMSON
STATE OF TENNESSEE NOTARY PUBLIC
COUNTY OF BLOUNT

Blount County Government

359 Court Street
Maryville, TN 37804-5906

Legislation Details (With Text)

File #:	RES 19-010	**Version:**	1	**Name:**	
Type:	Resolution			**Status:**	Agenda Ready
File created:	1/3/2019			**In control:**	Board of Commissioners
On agenda:	1/17/2019			**Final action:**	
Title:	Resolution No. 19-01-014, A Resolution to Implement a Technical Correction to the Blount County Government Handbook.				
Sponsors:					
Indexes:					
Code sections:					
Attachments:	Tech Corrections to Handbook Resolution Draft HR Committee Minutes 2019-Jan-2				

Date	Ver.	Action By	Action	Result
1/8/2019	1	Commission Workshop		

RESOLUTION NO. 19-01-014

SPONSORED BY: Commissioners Jim Hammontree and Jared Anderson

A RESOLUTION TO IMPLEMENT A TECHNICAL CORRECTION TO THE BLOUNT COUNTY GOVERNMENT HANDBOOK

WHEREAS, the Board of County Commissioners of Blount County, Tennessee assembled in regular session on the 15th day of November 2018, adopted the Blount County Employee Handbook.

WHEREAS, the Blount County Government handbook refers to the 6-month period of time after the hire of an employee as both an "introductory period" and "probationary period".

WHEREAS, to create consistency throughout the Blount County Government Handbook, the Blount County Human Resources Committee met on the 2nd day of January 2019; and made a recommendation, that the term "Introductory Period" be used throughout the Handbook to refer to the employee status for the first 6 months of employment.

NOW, THEREFORE BE IT RESOLVED by the Board of County Commissioners of Blount County, Tennessee, assembled in regular session this 17th day of January, 2019, that the term "Introductory Period" be used throughout the Blount County Government Handbook when referring to the employee status for the first 6 months of employment.

BE IT FURTHER RESOLVED THAT THIS RESOLUTION TAKE EFFECT FROM AND AFTER ITS PASSAGE, THE PUBLIC WELFARE REQUIRING IT; AND THAT ANY PRIOR RESOLUTION TO THE CONTRARY IS HEREBY DECLARED VOID.

CERTIFICATION OF ACTION

_____
Chairman

Approved: _____

Vetoed: _____

ATTEST

_____
County Clerk

_____ _____
County Mayor Date

Blount County Government

359 Court Street
Maryville, TN 37804-5906

Meeting Minutes - Final

Human Resources Committee

Wednesday, January 2, 2019 | **5:00 PM** | **Blount County Courthouse, Room 430**

Roll Call

Present 10 - Mayor Ed Mitchell, Highway Superintendent Jeff Headrick, Register of Deeds Phyllis Crisp, Trustee Scott Graves, School Representative David Murrell, Chairperson Jared Anderson, Commissioner Richard Carver, Vice Chair Dodd Crowe, Commissioner Jim Hammontree, and Commissioner Tom Stinnett

Absent 2 - School Representative Rob Britt, and Sheriff Jim Berrong

Emergency Announcement

A. Setting of Agenda

The Chairman pulled item G from the agenda. A motion was made by Commissioner Hammontree, seconded by Highway Superintendent Headrick to set the agenda omitting item G. An electronic vote was taken. The Chairman declared the motion to have passed by the following vote:

Yes: 10 - Mayor Mitchell, Highway Superintendent Headrick, Register of Deeds Crisp, Trustee Graves, School Representative Murrell, Chairperson Anderson, Commissioner Carver, Vice Chair Crowe, Commissioner Hammontree, and Commissioner Stinnett

No: 0

Absent: 2 - School Representative Britt, and Sheriff Berrong

Abstain: 0

B. Public Input on Items on the Agenda

None

C. Approval of Minutes

A motion was made by Commissioner Hammontree, seconded by Register of Deeds Crisp, that the October 18, 2018 Minutes be approved. An electronic vote was taken. The Chairman declared the motion to have passed by the following vote:

Yes: 10 - Mayor Mitchell, Highway Superintendent Headrick, Register of Deeds Crisp, Trustee Graves, School Representative Murrell, Chairperson Anderson, Commissioner Carver, Vice Chair Crowe, Commissioner Hammontree, and Commissioner Stinnett

No: 0

Absent: 2 - School Representative Britt, and Sheriff Berrong

Abstain: 0

Attachments: 1152_M_Human_Resources_Committee_18-10-16_Meeting_Minutes

D. Financial Reporting

Attachments: HR_Revenue and Expenditures (1)

E. Update Open Enrollment

F. Specialty Pharmacy Vendor Contract

Cole Harris, current broker with CBIZ Benefits, presented information to the Committee the rising cost of prescription drugs and different avenues the County can explore to help mitigate some of those costs. The Committee requested Mr. Harris to return with more information and proposal for further discussion and action.

G. Amendment to Allegiance Contract

This item was removed

H. Discussion and Action regarding Evergreen Solution's Complensation Plan recommended update

A motion was made by Commissioner Hammontree, seconded by Mayor Mitchell, to forward to the Commission Workshop, the recommended compensation plan update from Evergreen Solutions.

A motion was made by Commissioner Stinnett, seconded by Vice Chair Commissioner Crowe, to amend the original motion to have one pay plan for all employees at the 75th percentile of market. An electronic vote was taken. The Chairman declared the motion to have failed by the following vote:

Yes: 1 - Commissioner Stinnett

No: 8 - Mayor Mitchell, Highway Superintendent Headrick, Register of Deeds Crisp, Trustee Graves, Chairperson Anderson, Commissioner Carver, Vice Chair Crowe, and Commissioner Hammontree

Absent: 3 - School Representative Murrell, School Representative Britt, and Sheriff Berrong

Abstain: 0

H. Discussion and Action regarding Evergreen Solution's Complensation Plan recommended update

An electronic vote was taken on the main motion. The Chairman declared the motion to have passed by the following vote:

Yes: 9 - Mayor Mitchell, Highway Superintendent Headrick, Register of Deeds Crisp, Trustee Graves, Chairperson Anderson, Commissioner Carver, Vice Chair Crowe, Commissioner Hammontree, and Commissioner Stinnett

No: 0

Absent: 3 - School Representative Murrell, School Representative Britt, and Sheriff Berrong

Abstain: 0

Attachments: Evergreen Resolution Draft

DR - Compensation Plan Update for Blount County

Memo to HR Committee Compensation Study Update

I. Technical corrections to the Employee Handbook

A motion was made by Trustee Graves, seconded by Register of Deeds Crisp, that the HR Director Jaclyn Johnson to make technical corrections to create consistancy throughout the Blount County Government Employee Handbook . An electronic vote was taken. The Chairman declared the motion to have passed by the following vote:

Yes: 9 - Mayor Mitchell, Highway Superintendent Headrick, Register of Deeds Crisp, Trustee Graves, Chairperson Anderson, Commissioner Carver, Vice Chair Crowe, Commissioner Hammontree, and Commissioner Stinnett

No: 0

Absent: 3 - School Representative Murrell, School Representative Britt, and Sheriff Berrong

Abstain: 0

J. Adjournment

Blount County Government

359 Court Street
Maryville, TN 37804-5906

Legislation Details (With Text)

File #:	RES 19-011	**Version:**	1	**Name:**	
Type:	Resolution			**Status:**	Agenda Ready
File created:	1/3/2019			**In control:**	Board of Commissioners
On agenda:	1/17/2019			**Final action:**	
Title:	Resolution No. 19-01-015, A Resolution to Implement the Recommended Compensation System by Evergreen Solutions.				
Sponsors:					
Indexes:					
Code sections:					
Attachments:	Evergreen Resolution DR - Compensation Plan Update for Blount County HR Committee Minutes 2019-Jan-2 Memo to HR Committee Compensation Study Update				

Date	Ver.	Action By	Action	Result
1/8/2019	1	Commission Workshop		

powered by Legistar™

RESOLUTION NO. 19-01-015

SPONSORED BY: Commissioners Jim Hammontree, Rick Carver, and Jared Anderson

A RESOLUTION TO IMPLEMENT THE RECOMMENDED COMPENSATION SYSTEM BY EVERGREEN SOLUTIONS

WHEREAS, the Blount County Human Resources Committee met on January 2, 2019; and approved a recommendation, to forward to the Blount County Commission, the recommended compensation plan update from Evergreen Solutions.

WHEREAS, the draft report from Evergreen Solutions will include, but not be limited to

I. Assessment of Current Conditions
II. Market Summary
III. Recommendation for pay structure and implementation

WHEREAS, the Blount County Human Resources Director will administer the plan and make any and all adjustments to the plan with accordance to the plan philosophy and structure once approved and implemented.

NOW, THEREFORE BE IT RESOLVED by the Board of County Commissioners of Blount County, Tennessee, assembled in regular session this 17th day of January, 2019, that the compensation plan update, as recommended by Evergreen Solutions, for Blount County Government and Blount County Highway Department, attached hereto is hereby approved.

BE IT FURTHER RESOLVED THAT THIS RESOLUTION TAKE EFFECT FROM AND AFTER ITS PASSAGE, THE PUBLIC WELFARE REQUIRING IT; AND THAT ANY PRIOR RESOLUTION TO THE CONTRARY IS HEREBY DECLARED VOID.

CERTIFICATION OF ACTION

_____
Chairman

Approved: _____

Vetoed: _____

ATTEST

_____
County Clerk

_____ _____
County Mayor Date

Compensation Plan Update for Blount County, TN

DRAFT REPORT



Evergreen Solutions, LLC

December 20, 2018

Table of Contents

PAGE

1.0 INTRODUCTION 1-1

1.1 Study Methodology 1-1
1.2 Report Organization 1-2

2.0 ASSESSMENT OF CURRENT CONDITIONS 2-1

2.1 Pay Plan Analysis 2-1
2.2 Employee Salary Placement by Grade 2-2
2.3 Salary Quartile Analysis 2-5
2.4 Employees by Department 2-6
2.5 Summary 2-8

3.0 MARKET SUMMARY 3-1

3.1 Salary Survey Results 3-1
3.2 Market Summary 3-9

4.0 RECOMMENDATIONS 4-1

4.1 Compensation 4-1
4.2 System Administration 4-13
4.4 Summary 4-14

DRAFT

Chapter 1 - Introduction

Evergreen Solutions, LLC (Evergreen) was contracted in September 2017 by Blount County (County), Tennessee to conduct a Compensation Plan Update. The County's current plan was implemented in July 2015 following a Compensation and Classification Study which was also conducted by Evergreen. A recommendation was made then that the County conduct a review of its compensation system periodically to maintain its competitiveness. Following that guidance, the County's leadership requested an update to ensure its pay structure remains competitive, and in fact, be positioned ahead of the market. This report presents the findings and recommendations of this update.

1.1 STUDY METHODOLOGY

Evergreen used a combination of quantitative and qualitative methods to analyze and develop recommendations to position the County's pay structure at a more competitive position within the labor market. Specific study tasks included:

- holding a study kick-off meeting;
- analyzing the County's current salary structure to determine its strengths and weaknesses;
- conducting a salary survey to assess the market competitiveness of the County's current pay plan;
- developing recommendations for revisions to or new pay plans;
- developing a method for implementing the proposed plans; and
- creating a report summarizing the review findings and recommendations.

Kick-off Meeting

The kick-off meeting allowed members of the study team from the County and Evergreen to discuss different aspects of the study. During the meeting, information about the County's compensation structure was reviewed and the work plan for the study was finalized. The meeting also provided an opportunity for Evergreen to explain the types of data needed to begin the study.

DRAFT

Assessment of Current Conditions

This analysis provided an overall assessment of the County's current pay structure (plan) and related employee data at the time of the study. The current pay plan and the progression of employees' salaries through the pay ranges were examined during this process. The findings of this analysis are summarized in **Chapter 2** of this report.

Market Analysis

For the market analysis, the peer organizations that were utilized in the previous study were again determined as appropriate for this analysis with emphasis placed on collecting peer County data. The peers identified were those that compete with the County for employees and the benchmark classifications utilized in this study represented a cross-section of the departments and levels of work performed by County employees. Following the identification of the peers and benchmarks, a salary survey tool was developed for the collection of salary range data. Salary data were then collected and analyzed; a summary of which can be found in **Chapter 3** of this report.

Recommendations

The County's compensation philosophy was reviewed to understand its desired market position, preferred type of pay plan design and methods of salary progression. Using this information and the analysis of the market data, a recommendation for a new structure (pay plans) was developed. Next, a method of implementation was developed to transition employees' salaries into the new plans, and the associated costs of adjusting employees' salaries were estimated. A summary of these recommendations is provided in **Chapter 4** of this report.

1.2 REPORT ORGANIZATION

This report includes the following additional chapters:

- Chapter 2 – Assessment of Current Conditions
- Chapter 3 – Market Summary
- Chapter 4 – Recommendations

DRAFT

Chapter 2 – Assessment of Current Conditions

The purpose of this evaluation was to provide an overall assessment of the County's compensation structure, employee salary progression, and employee counts in each department. Data included here reflect the conditions when the study began, and should be considered, as such, a snapshot in time. The insights gained from this evaluation provided the basis for further analysis through the course of this study, and were not considered sufficient cause for recommendations independently. Instead, the results of this evaluation were considered during the analysis of internal equity and peer market data. Subsequently, appropriate compensation related recommendations were developed for the County and are described later in this report.

2.1 PAY PLAN ANALYSIS

Exhibit 2A illustrates that the County administered a step-based pay plan for its employees, with established minimum and maximum salaries. The pay plan consisted of 20 pay grades with 25 steps each for 671 employees. Grades 101 through 112 have a 1.8 percent step progression and a 55 percent range. Grades 113 through 120 have a 2.1 percent step progression and a 65 percent range spread.

DRAFT

EXHIBIT 2A
EMPLOYEE PAY PLAN

Grade	Minimum	Midpoint	Maximum	Range Spread	Employees
101	$ 21,100	$ 26,903	$ 32,705	55%	18
102	$ 22,894	$ 29,190	$ 35,486	55%	42
103	$ 24,840	$ 31,671	$ 38,502	55%	49
104	$ 26,951	$ 34,363	$ 41,774	55%	57
105	$ 29,242	$ 37,284	$ 45,325	55%	80
106	$ 31,728	$ 40,453	$ 49,178	55%	229
107	$ 34,425	$ 43,892	$ 53,359	55%	44
108	$ 37,351	$ 47,623	$ 57,894	55%	41
109	$ 40,526	$ 51,671	$ 62,815	55%	30
110	$ 43,971	$ 56,063	$ 68,155	55%	23
111	$ 47,709	$ 60,829	$ 73,949	55%	23
112	$ 51,764	$ 65,999	$ 80,234	55%	12
113	$ 55,129	$ 73,046	$ 90,963	65%	8
114	$ 58,712	$ 77,794	$ 96,875	65%	3
115	$ 62,528	$ 82,850	$ 103,171	65%	6
116	$ 66,592	$ 88,235	$ 109,877	65%	3
117	$ 70,920	$ 93,969	$ 117,018	65%	1
118	$ 75,530	$100,078	$ 124,625	65%	1
119	$ 80,439	$106,582	$ 132,724	65%	0
120	$ 85,668	$113,510	$ 141,352	65%	1
Average / Total				59%	671

Source: Created by Evergreen Solutions from data provided by the County as of October 2017.

2.2 EMPLOYEE SALARY PLACEMENT BY GRADE

When assessing the effectiveness of the County's pay plan and practices, it is important to analyze where employees' salaries fell within each pay range. Identifying those areas where there may have been clusters of employees' salaries could illuminate potential pay progression concerns within the current pay plan. It should be noted that employees' salaries, and the progression of the same, is associated with an organization's compensation philosophy—specifically, the method of salary progression and the availability of resources. Therefore, the placement of employees' salaries should be viewed with this context in mind.

Exhibit 2B illustrates the placement of employees' salaries relative to pay grade minimums and maximums. The exhibit contains the following:

- the pay grades,
- the number of employees in classifications assigned to the pay grade,
- the number and percentage of employees with salaries below the minimum,
- the number and percentage of employees with salaries at the minimum,
- the number and percentage of employees with salaries at the maximum, and
- the number and percentage of employees with salaries above the maximum.

EXHIBIT 2B
SALARY PLACEMENT
BELOW MINIMUM AND ABOVE MAXIMUM BY GRADE

Grade	Employees	# < Min	% < Min	# = Min	% = Min	# = Max	% = Max	# > Max	% > Max
101	18	0	0.0%	1	5.6%	0	0.0%	1	5.6%
102	42	0	0.0%	0	0.0%	0	0.0%	1	2.4%
103	49	3	6.1%	1	2.0%	0	0.0%	2	4.1%
104	57	4	7.0%	0	0.0%	0	0.0%	1	1.8%
105	80	4	5.0%	0	0.0%	0	0.0%	3	3.8%
106	229	9	3.9%	1	0.4%	0	0.0%	8	3.5%
107	44	5	11.4%	1	2.3%	0	0.0%	0	0.0%
108	43	0	0.0%	0	0.0%	0	0.0%	1	2.3%
109	28	0	0.0%	0	0.0%	0	0.0%	0	0.0%
110	23	0	0.0%	2	8.7%	0	0.0%	0	0.0%
111	23	0	0.0%	0	0.0%	0	0.0%	0	0.0%
112	12	0	0.0%	0	0.0%	0	0.0%	0	0.0%
113	8	0	0.0%	0	0.0%	0	0.0%	0	0.0%
114	3	0	0.0%	0	0.0%	0	0.0%	0	0.0%
115	6	0	0.0%	0	0.0%	0	0.0%	0	0.0%
116	3	0	0.0%	0	0.0%	0	0.0%	0	0.0%
117	1	0	0.0%	0	0.0%	0	0.0%	0	0.0%
118	1	0	0.0%	0	0.0%	0	0.0%	0	0.0%
119	0	0	0.0%	0	0.0%	0	0.0%	0	0.0%
120	1	0	0.0%	0	0.0%	0	0.0%	0	0.0%
Total	671	25	3.7%	6	0.9%	0	0.0%	17	2.5%

Source: Created by Evergreen Solutions from data provided by the County as of October 2017.

Employees with salaries at the grade minimum are typically new hires or are new to their classification following a recent promotion; on the other hand, employees with salaries at the grade maximum are typically highly experienced and proficient in their classification. As **Exhibit 2B** illustrates, at the time of this study, there were six employees with salaries at their grade minimum and no employees with a salary at their grade maximum. The exhibit also shows that 25 employees earned a salary below their designated salary range minimum and 17 earned a salary above their designated salary range maximum.

Exhibit 2C illustrates the placement of employees' salaries relative to pay grade midpoints. The exhibit contains the following:

- the pay grades,
- the number of employees in classifications assigned to the pay grade,
- the number and percentage of employees with salaries below the midpoint,
- the number and percentage of employees with salaries near the midpoint (within 5 percent), and
- the number and percentage of employees with salaries above the midpoint of each pay grade.

EXHIBIT 2C
SALARY PLACEMENT AROUND MIDPOINT
BY GRADE

Grade	Employees	# < Mid	% < Mid	# Near Mid	% Near Mid	# > Mid	% > Mid
101	18	15	83.3%	2	11.1%	1	5.6%
102	42	36	85.7%	3	7.1%	3	7.1%
103	49	38	77.6%	5	10.2%	6	12.2%
104	57	46	80.7%	4	7.0%	7	12.3%
105	80	46	57.5%	18	22.5%	16	20.0%
106	229	180	78.6%	23	10.0%	26	11.4%
107	44	27	61.4%	7	15.9%	10	22.7%
108	43	33	76.7%	6	14.0%	4	9.3%
109	28	18	64.3%	5	17.9%	5	17.9%
110	23	15	65.2%	6	26.1%	2	8.7%
111	23	18	78.3%	4	17.4%	1	4.3%
112	12	5	41.7%	6	50.0%	1	8.3%
113	8	4	50.0%	0	0.0%	4	50.0%
114	3	1	33.3%	1	33.3%	1	33.3%
115	6	5	83.3%	1	16.7%	0	0.0%
116	3	2	66.7%	1	33.3%	0	0.0%
117	1	1	100.0%	0	0.0%	0	0.0%
118	1	0	0.0%	1	100.0%	0	0.0%
119	0	0	0.0%	0	0.0%	0	0.0%
120	1	0	0.0%	1	100.0%	0	0.0%
Total	**671**	**490**	**73.0%**	**94**	**14.0%**	**87**	**13.0%**

Source: Created by Evergreen Solutions from data provided by the County as of October 2017.

Employees with salaries close to the midpoint of a pay range should be fully proficient in their classification and require minimal supervision to satisfactorily complete their job duties. Within this framework, grade midpoint is commonly considered to be the salary an individual could reasonably expect for similar work in the market. Therefore, it is important to examine the percentage and number of employees with salaries above and below the calculated midpoint.

With midpoint being defined as five percent on either side of the calculated midpoint (Near Mid), there were 490 employees (73.0 percent) that had salaries below the midpoint of their respective range (< Near Mid), 94 employees (14.0 percent) had salaries within five percent of the midpoint (Near Mid), and 87 employees (13.0 percent) had salaries above the midpoint (> Near Mid).

2.3 SALARY QUARTILE ANALYSIS

This section provides an additional analysis of the distribution of employees' salaries across the pay grades at the time of this study. Examining employee salary placement by grade quartile provided insight into whether clustering of employees' salaries existed within each pay grade. For this analysis, employees' salaries were slotted within one of four equal distributions. The first quartile (0-25) represents the lowest 25 percent of the pay range. The second quartile (26-50) represents the segment of the pay range above the first quartile up to the pay range's midpoint. The third quartile (51-75) represents the part of the pay range above the midpoint up to the 75th percentile of the pay range. The fourth quartile (76-100) is the highest 25 percent of the pay range. This analytical method provided an opportunity to assess how employees' salaries are disbursed throughout each grade (pay range).

Exhibit 2D provides a breakdown of placement of employees' salaries relative to salary quartile and provides the following:

- the pay grades,
- the number of employees per pay grade, and
- the location (by quartile) of the employees' salaries within each grade.

The County's employees' salaries were strongly skewed towards the lower end of their respective salary ranges. In order of employee concentration, 407 employees (60.7 percent) had salaries in the first quartile of their respective pay ranges. The next largest cluster of employees' salaries was found in the second quartile with 152 employees (22.7 percent). Additionally, 66 employees (9.8 percent) had salaries in the third quartile of their respective pay ranges, while 46 (6.9 percent) earned in the fourth quartile of their respective pay ranges.

DRAFT

EXHIBIT 2D
SALARY QUARTILE ANALYSIS

GRADE	Total Employees	1st Quartile	2nd Quartile	3rd Quartile	4th Quartile
		# Employees	# Employees	# Employees	# Employees
101	18	10	6	1	1
102	42	31	7	3	1
103	49	35	8	4	2
104	57	42	7	4	4
105	80	32	27	9	12
106	229	155	40	22	12
107	44	21	12	5	6
108	43	27	10	4	2
109	28	15	8	1	4
110	23	13	8	1	1
111	23	12	8	2	1
112	12	4	6	2	0
113	8	3	1	4	0
114	3	1	0	2	0
115	6	4	1	1	0
116	3	1	1	1	0
117	1	1	0	0	0
118	1	0	1	0	0
119	0	0	0	0	0
120	1	0	1	0	0
Overall Total	671	407	152	66	46
Overall Average	100.0%	60.7%	22.7%	9.8%	6.9%

Source: Created by Evergreen Solutions from data provided by the County as of October 2017.

2.4 EMPLOYEES BY DEPARTMENT

At the time the study commenced, the County employed 671 individuals across 34 departments. **Exhibit 2E** depicts the number of employees and the number of classifications in each department and is intended only to provide basic information regarding how employees are distributed among departments. Also provided is the percentage breakdown of employees by department.

EXHIBIT 2E
EMPLOYEES BY DEPARTMENT

Department	Employees	Classes	% of Total
Administrative Operations	37	23	5.5%
Adminstrative	13	9	1.9%
Animal Center	10	8	1.5%
Central Accounting	9	9	1.3%
Circuit Court	23	3	3.4%
Clerk & Master	7	3	1.0%
County Clerk	24	10	3.6%
Development	8	5	1.2%
Drug Court	9	6	1.3%
Elections	3	2	0.4%
Emergency Management	2	2	0.3%
Fleet Maintenance	4	2	0.6%
General Services	21	14	3.1%
General Sessions	23	11	3.4%
Health Department	23	12	3.4%
Highway Administration	4	4	0.6%
HR & Benefits	3	3	0.4%
Information Technology	7	6	1.0%
Investigative Operations	32	13	4.8%
Juvenile YSO	7	4	1.0%
Library	59	26	8.8%
Mayor Staff	1	1	0.1%
Patrol & Public Safety Operations	112	14	16.7%
Planning	3	3	0.4%
Probation	10	4	1.5%
Property Assessor	16	10	2.4%
Public Defender	2	1	0.3%
Register of Deeds	10	4	1.5%
Road and Bridge Maintenance	40	13	6.0%
Soil Conservation	1	1	0.1%
Support Operations	128	14	19.1%
Training Operations	10	5	1.5%
Trustee	7	7	1.0%
Veteran's Office	3	3	0.4%
Total	**671**	**255**	**100.0%**

Source: Created by Evergreen Solutions from data provided by the County as of October 2017.

As the exhibit illustrates, the largest department in the County was Support Operations, with 128 employees representing 19.1 percent of the County's workforce.

2.5 SUMMARY

Overall, the County's compensation structure offered a firm foundation on which to improve. The key points of the current structure were:

- The County administered a step-based plan for its employees with 20 pay grades with 25 steps. The pay grades had constant range spreads of 55 percent for Grades 101 through 112 and 65 percent for Grades 113 through 120.
- Employee salaries were significantly skewed towards the lower end of their respective pay ranges, with approximately 83 percent of salaries falling within the first two quartiles of the salary range.

The County's pay plan provided employees with a clear pay structure in which they could reasonable expect to achieve salary growth. As a pay system is intended to encourage this growth based on an organization's compensation philosophy, this analysis revealed that the County faced challenges in successfully progressing employees' salaries throughout the plan's pay ranges.

The information gained from the review of current conditions was used in conjunction with the market analysis data to develop recommendations for a more competitive compensation plan that would best align with the County's compensation philosophy moving forward. These can be found in Chapter 4 of this report.

DRAFT

Chapter 3 – Market Summary

This chapter provides a market analysis in which the County's salary ranges were compared to those at peer organizations. The data from targeted market peers were used to evaluate the overall compensation at the County at the time of this study. It is important to note that the market comparisons contained herein do not translate well at the individual employee level and are instead used to provide an overall analysis. This is not intended to evaluate salaries paid to individuals as this compensation is determined through a combination of factors which could typically include: the demand for a job, a candidate's prior experience, or an individual's negotiation skills during the hiring process.

Furthermore, it should be noted that market comparisons are best thought of as a snapshot of current market conditions. In other words, market conditions change and, in some cases, change quickly; so, while these surveys are useful for making updates to salary structures, they must continue to be done at regular intervals if the County wishes to remain current with its peers and salary trends.

3.1 SALARY SURVEY RESULTS

Evergreen collected pay range information from target organizations utilizing a salary survey tool. This included selecting benchmark classifications to be surveyed. The desired outcome of benchmarking was to select a cross-section of the County's classifications so that the surveyed positions made up a subset of all work areas and job levels in the County. The job title, a description of assigned duties, and the education and experience requirements were provided in the survey tool for each benchmark classification.

The target peers were then selected by Evergreen with concurrence from the County's project team. Several factors were utilized when developing this peer list, including geographic proximity to the County, organization size, and the relative population being served by the organization. All collected data were adjusted for cost of living using a national cost of living index factor which allowed salary dollars from organizations outside of the immediate recruiting area to be adjusted for the cost of living relative to the County. **Exhibit 3A** provides the list of market peers from which data were collected from 18 peers for 100 benchmark classifications.

DRAFT

EXHIBIT 3A
MARKET PEERS

Market Peers
City of Alcoa, TN
City of Chattanooga, TN
City of Gatlinburg, TN
City of Johnson City, TN
City of Knoxville, TN
City of Maryville, TN
City of Oak Ridge, TN
City of Pigeon Forge, TN
City of Sevierville, TN
Anderson County, TN
Bradley County, TN
Hawkins County, TN
Knox County, TN
Montgomery County, TN
Rutherford County, TN
Sullivan County, TN
Washington County, TN
Williamson County, TN
Wilson County, TN
Alcoa City Schools
Blount County Schools
Knox County Schools
Maryville City Schools
Maryville College
University of Tennessee
Blount Memorial Hospital
Denso Manufacturing
JTEKT
Oak Ridge National Laboratory
Standard Aero
State Fire Marshal's Office
State of Tennessee
TN Department of Environment & Conservation
TN Department of Transportation
TN Highway Patrol
Young-Williams Animal Center

*Bold indicates data collected from peer

As an outcome of this study, the County expressed a desire to have a salary structure ahead of its peers. Specifically, the County wanted to have a pay plan for General Employees at the 65th percentile, and a plan for Sworn Sheriff Employees at the 75th percentile. To determine the position of the existing structure and create new pay plans, Evergreen compared the County's salary ranges for the benchmark classifications to the 65th percentile and to the 75th percentile. The collected market data was also aged, or adjusted by one percent before calculating the pay range differentials. Aging the market data provided more realistic results as the data were collected in December 2017, and market ranges overall steadily increase over time. **Exhibits 3B** and **3C** provide a summary of the comparison of the benchmark classifications to the 65th percentile and 75th percentile of the market, respectively, and contain the following:

- The market salary range information for each classification. This indicates the market minimum, midpoint, and maximum of the peer survey data for each benchmarked classification.

- The percent differentials (to the County's existing salary ranges). A positive differential indicates the County was above the market average for that classification at the minimum, midpoint, or maximum. A negative differential indicates the County was below the desired market position for that classification. The final row near the bottom provides the average percent differentials for the minimum, midpoint, and maximum for all surveyed classifications collectively.

- The survey average range width. This provides the average range width for each classification surveyed determined by the average minimum and average maximum salaries of the respondents, relative to the minimum. The average range width for all the classifications collectively is provided in the final row. The number of responses collected for each classification is provided in the final column and the average number of responses for all the classifications is provided in the final row.

DRAFT

EXHIBIT 3B
SALARY SURVEY SUMMARY
65TH PERCENTILE

Classification	Survey Minimum		Survey Midpoint		Survey Maximum		Survey Avg Range Width	# Resp.
	65th Percentile	% Diff	65th Percentile	% Diff	65th Percentile	% Diff		
Accounting Analyst	$42,399.08	-13.5%	$54,181.66	-13.8%	$65,677.69	-13.4%	54.9%	11
Accounting Clerk I	$30,546.11	-13.3%	$41,195.44	-19.9%	$51,915.24	-24.3%	70.0%	10
Accounting Manager	$55,359.11	-6.9%	$66,670.61	-1.0%	$77,982.10	2.8%	40.9%	11
Accounting Technician	$32,596.60	5.3%	$41,335.77	5.8%	$47,290.32	11.4%	45.1%	8
Accounts Payable Clerk, Senior	$35,181.33	5.8%	$43,308.67	9.1%	$55,787.13	3.6%	58.6%	9
Administrative Assistant	$32,239.84	-19.6%	$38,984.74	-13.5%	$47,866.73	-14.6%	48.5%	16
Animal Center Director	$68,499.07	-24.3%	$75,037.50	-2.7%	$82,532.15	9.3%	20.5%	4
Animal Control Officer	$30,530.33	-4.4%	$39,038.12	-4.7%	$45,135.69	0.4%	47.8%	10
Assistant Superintendent/Engineer	$72,048.80	-22.7%	$88,510.85	-13.8%	$103,848.97	-7.2%	44.1%	8
Budget Manager	$69,122.58	-44.9%	$83,631.54	-37.5%	$97,820.52	-32.3%	41.5%	7
Captain Patrol	$61,429.01	-18.7%	$75,207.19	-14.0%	$90,096.44	-12.3%	46.7%	11
Case Manager	$35,331.42	-20.8%	$43,783.03	-17.4%	$48,989.31	-8.1%	38.7%	5
Cataloging Specialist	$33,988.52	-7.1%	$42,649.07	-5.4%	$50,707.25	-3.1%	49.2%	5
Chief Deputy Sheriff	$77,357.31	-16.2%	$93,487.09	-6.0%	$111,328.26	-1.3%	43.9%	9
Chief of Staff	$60,295.99	-9.4%	$75,403.57	-3.2%	$84,935.95	6.6%	40.9%	6
Codes Inspector	$38,318.39	5.4%	$48,823.32	5.5%	$56,687.02	9.8%	47.9%	14
Corporal SRO	$38,581.04	-3.3%	$46,179.38	3.0%	$53,977.43	6.8%	39.9%	6
Counter Clerk I	$27,824.97	-3.2%	$36,282.71	-5.6%	$43,422.31	-3.9%	56.1%	8
Courier	$25,903.42	-22.8%	$30,300.86	-12.6%	$34,591.74	-5.8%	33.5%	6
Court Officer	$35,623.27	-12.3%	$41,769.52	-3.3%	$47,437.92	3.5%	33.2%	6
Courtroom Assistant	$26,912.76	-17.6%	$34,651.64	-18.7%	$41,451.59	-16.8%	54.0%	8
Crime Scene Investigator	$36,102.02	-13.8%	$47,351.43	-17.1%	$55,799.47	-13.5%	54.6%	5
Custodial Supervisor	$29,682.89	20.5%	$35,747.94	24.9%	$41,812.99	27.8%	40.9%	7
Custodian	$22,909.22	-8.6%	$27,584.62	-2.5%	$32,222.54	1.5%	40.7%	11
Dental Assistant	$32,276.57	-19.8%	$38,871.87	-13.1%	$45,467.17	-8.8%	40.9%	6
Deputy Assessor	$34,640.31	-18.5%	$47,425.56	-27.2%	$57,422.32	-26.7%	65.8%	4
Deputy Clerk I	$26,438.57	-6.4%	$30,936.91	2.3%	$35,498.27	7.8%	34.3%	6
Deputy Sheriff	$35,676.32	-12.4%	$44,487.04	-10.0%	$52,899.12	-7.6%	48.3%	10
Drainage/Grading Supervisor	$42,414.40	-4.7%	$52,100.83	-0.8%	$63,003.54	-0.3%	48.5%	7
Drug Court Programs Director	$61,698.45	-19.2%	$72,293.13	-9.5%	$82,887.80	-3.3%	34.3%	5
Elections Deputy	$37,561.37	-39.4%	$44,466.26	-29.4%	$51,371.15	-23.0%	36.8%	5
Emergency Management Director	$72,262.53	-31.1%	$86,253.23	-18.1%	$96,159.63	-5.7%	33.1%	6
Engineering Supervisor	$59,312.24	-24.3%	$76,682.23	-26.1%	$94,914.44	-28.4%	60.0%	8
Engineering Technician	$42,873.44	-5.8%	$51,686.25	0.0%	$63,142.11	-0.5%	47.3%	10
Environmental Health Manager	$56,882.19	-9.9%	$68,509.82	-3.8%	$83,142.59	-3.6%	46.2%	4
Environmental Health Specialist	$54,697.03	-46.4%	$68,443.26	-43.7%	$78,119.66	-34.9%	42.8%	4
Equipment Operator I	$29,403.56	-18.4%	$36,060.76	-13.9%	$41,421.48	-7.6%	40.9%	10
Equipment Operator II	$29,768.13	-10.5%	$37,102.63	-8.0%	$44,445.72	-6.4%	49.3%	7
Equipment Operator III	$31,714.10	-8.5%	$37,981.92	-1.9%	$45,712.64	-0.9%	44.1%	8
Equipment Operator IV	$32,442.87	-2.3%	$40,784.76	-0.8%	$49,232.00	-0.1%	51.7%	8
Executive Assistant	$38,933.63	-4.2%	$48,892.93	-2.7%	$62,296.01	-7.6%	60.0%	12
Finance Director	$99,279.62	-31.4%	$118,524.91	-18.4%	$139,456.05	-11.9%	40.5%	14
Fleet & Maintenance Supervisor	$45,473.92	12.2%	$56,432.72	14.5%	$66,433.00	17.2%	46.1%	9
Fleet Maintenance Tech	$31,762.59	-8.6%	$43,723.58	-17.3%	$52,240.23	-15.3%	64.5%	13
General Services Director	$82,367.64	-16.1%	$102,100.55	-8.7%	$118,769.59	-1.5%	44.2%	3
GIS Coordinator	$48,355.04	-19.3%	$62,296.20	-20.6%	$74,879.87	-19.2%	54.9%	10
GIS Technician	$36,689.83	-6.6%	$51,525.85	-17.4%	$62,641.69	-17.4%	70.7%	10
Highway Maintenance Technician	$31,413.02	1.0%	$37,920.02	6.3%	$45,731.42	7.0%	45.6%	7

EXHIBIT 3B (CONTINUED)
SALARY SURVEY SUMMARY
65TH PERCENTILE

Classification	Survey Minimum		Survey Midpoint		Survey Maximum		Survey Avg Range Width	# Resp.
	65th Percentile	% Diff	65th Percentile	% Diff	65th Percentile	% Diff		
HR Director	$81,509.82	-30.4%	$99,132.01	-19.7%	$117,852.25	-14.2%	44.6%	14
Human Resources Coordinator	$42,771.99	-24.2%	$52,403.09	-19.4%	$61,306.56	-14.9%	43.3%	11
Human Resources Specialist	$35,100.38	13.4%	$46,882.59	9.3%	$55,351.42	11.9%	57.7%	11
Instructional Librarian	$45,116.13	-11.3%	$56,891.93	-10.1%	$70,037.76	-11.5%	55.2%	5
Investigator	$40,332.64	-17.2%	$49,246.27	-12.2%	$59,251.85	-11.0%	46.9%	10
Judicial Assistant	$33,015.41	-12.9%	$40,331.62	-8.2%	$47,995.73	-5.9%	45.4%	5
Judicial Commissioner	$33,143.68	-23.0%	$38,049.99	-10.7%	$44,249.11	-5.9%	33.5%	5
Library Director	$87,808.58	-31.9%	$109,297.76	-23.9%	$133,474.65	-21.5%	52.0%	5
Lieutenant	$50,759.67	-6.4%	$65,066.16	-7.0%	$78,156.75	-5.7%	54.0%	11
LPN	$31,374.29	-7.3%	$38,748.16	-3.9%	$44,909.60	0.9%	43.1%	6
Magistrate	$69,378.52	-11.0%	$90,217.11	-8.9%	$105,719.93	-2.5%	52.4%	5
Maintenance Technician	$30,313.94	-32.4%	$37,010.44	-26.8%	$43,976.61	-23.9%	45.1%	5
Mapping Clerk	$34,213.75	-17.0%	$41,204.47	-10.5%	$48,195.18	-6.3%	40.9%	6
Network Administrator	$54,177.61	-13.6%	$66,059.19	-8.6%	$81,643.11	-10.4%	50.7%	9
Nurse Assistant	$25,728.69	-21.9%	$30,916.04	-14.9%	$36,245.87	-10.8%	40.9%	4
Nutrition Educator	$34,263.09	-17.2%	$43,142.40	-15.7%	$49,050.55	-8.2%	43.2%	6
Office Administrator	$36,140.01	10.8%	$47,172.28	8.7%	$59,139.89	5.9%	63.6%	6
Office Manager	$43,309.08	-6.9%	$54,612.22	-5.7%	$63,877.45	-1.7%	47.5%	9
Operations Manager	$51,587.72	-8.1%	$67,041.88	-10.2%	$82,496.04	-11.6%	59.9%	4
Parts Tech	$31,165.24	-6.6%	$41,121.69	-10.3%	$49,910.36	-10.1%	60.1%	6
Paving Supervisor	$37,234.66	8.1%	$47,186.48	8.7%	$57,078.53	9.1%	53.3%	7
Payroll Clerk	$37,093.77	-7.8%	$44,659.78	-1.7%	$52,450.31	1.7%	41.4%	8
Payroll Manager	$45,110.93	5.4%	$56,394.26	7.3%	$66,654.04	9.9%	47.8%	11
PC Specialist	$36,709.56	-15.7%	$46,150.07	-14.1%	$55,290.13	-12.4%	50.6%	11
Planner, Senior	$52,313.24	-19.0%	$68,396.42	-22.0%	$81,619.01	-19.8%	56.0%	8
Planning Director	$72,233.84	-31.0%	$89,022.74	-21.9%	$105,619.04	-16.1%	46.2%	8
Probation Director	$64,806.86	-10.4%	$77,589.93	0.3%	$89,743.55	7.4%	38.5%	6
Probation Officer	$35,181.33	-2.2%	$43,864.77	0.1%	$51,588.73	3.3%	46.6%	7
Project Manager	$66,952.90	-0.5%	$86,375.45	2.1%	$106,111.61	3.4%	58.5%	6
Property & Evidence Technician	$32,851.92	4.6%	$40,761.98	7.1%	$48,166.55	9.7%	46.6%	8
Public Information Officer	$41,304.02	6.1%	$49,121.44	12.4%	$59,183.81	13.2%	43.3%	11
Purchasing Agent	$54,632.58	12.6%	$69,314.12	16.3%	$82,390.12	20.1%	50.8%	10
Records Clerk	$27,081.94	-18.3%	$32,849.34	-12.5%	$38,881.74	-9.6%	43.6%	9
Reference Librarian	$47,732.71	-27.8%	$58,857.23	-23.6%	$72,204.99	-24.7%	51.3%	4
Risk Manager	$62,875.82	-21.5%	$79,456.01	-20.4%	$96,087.94	-19.8%	52.8%	10
RN	$52,210.60	-28.8%	$56,827.59	-10.0%	$62,166.51	1.0%	19.1%	7
Sergeant	$46,755.18	-6.3%	$56,337.54	-0.5%	$66,380.23	2.6%	42.0%	11
Shop Supervisor	$45,451.17	-12.2%	$56,681.09	-9.7%	$67,968.56	-8.2%	49.5%	8
Sign Shop Foreman	$42,624.77	-14.1%	$51,302.94	-7.7%	$59,937.76	-3.5%	40.6%	7
Sign Tech	$29,309.35	-0.2%	$39,509.90	-6.0%	$47,664.83	-5.2%	62.6%	8
Stormwater Manager	$48,338.36	-9.9%	$66,015.18	-17.8%	$79,012.10	-15.9%	63.5%	10
Systems Administrator	$56,882.19	-29.4%	$68,509.82	-22.2%	$80,137.44	-17.6%	40.9%	9
Tax & Rebate Specialist	$34,300.13	-17.3%	$41,597.16	-11.6%	$52,672.17	-16.2%	53.6%	5
Treatment Services Assistant	$30,767.19	-14.2%	$40,146.45	-16.8%	$49,968.74	-19.6%	62.4%	5
Treatment Specialist	$40,487.87	-17.6%	$48,760.78	-11.1%	$57,033.69	-6.9%	40.9%	3
Vegetation Control Supervisor	$34,970.85	13.7%	$48,561.57	6.0%	$62,544.06	0.4%	78.8%	5
Veteran Services, Director	$52,185.37	-18.7%	$64,962.29	-15.9%	$72,725.43	-6.7%	39.4%	3
Veterinarian	$64,663.83	-3.4%	$80,692.08	2.6%	$96,720.34	6.3%	49.6%	4
Victim Witness Coordinator	$33,522.14	-14.6%	$40,100.64	-7.6%	$46,805.12	-3.3%	39.6%	3
Welder	$33,526.28	2.6%	$44,893.16	-2.3%	$55,358.18	-3.7%	65.1%	8
Youth Services Officer	$39,809.82	-25.5%	$47,678.06	-17.9%	$55,506.57	-12.9%	39.4%	5
Overall Average		**-12.9%**		**-9.2%**		**-6.2%**	**47.8%**	**7.6**

EXHIBIT 3C
SALARY SURVEY SUMMARY
75TH PERCENTILE

Classification	Survey Minimum		Survey Midpoint		Survey Maximum		Survey Avg Range Width	# Resp.
	75th Percentile	% Diff	75th Percentile	% Diff	75th Percentile	% Diff		
Accounting Analyst	$47,163.87	-26.3%	$56,161.52	-17.9%	$68,270.68	-17.9%	44.8%	11
Accounting Clerk I	$31,513.26	-16.9%	$43,383.62	-26.3%	$55,875.26	-33.8%	77.3%	10
Accounting Manager	$55,433.99	-7.1%	$68,946.21	-4.5%	$86,826.82	-8.2%	56.6%	11
Accounting Technician	$33,562.65	2.5%	$43,801.70	0.2%	$50,243.56	5.8%	49.7%	8
Accounts Payable Clerk, Senior	$35,181.33	5.8%	$44,692.30	6.2%	$57,560.71	0.6%	63.6%	9
Administrative Assistant	$32,299.32	-19.8%	$42,153.34	-22.7%	$51,118.34	-22.4%	58.3%	16
Animal Center Director	$69,653.79	-26.3%	$78,815.23	-7.9%	$88,731.58	2.5%	27.4%	4
Animal Control Officer	$30,547.45	-4.5%	$39,521.10	-6.0%	$47,840.27	-5.5%	56.6%	10
Assistant Superintendent/Engineer	$73,493.66	-25.2%	$88,761.83	-14.1%	$105,452.14	-8.9%	43.5%	8
Budget Manager	$69,442.55	-45.6%	$84,441.81	-38.8%	$101,040.91	-36.6%	45.5%	7
Captain Patrol	$64,035.82	-23.7%	$76,709.12	-16.2%	$94,790.16	-18.1%	48.0%	11
Case Manager	$37,002.36	-26.5%	$47,057.14	-26.2%	$51,337.41	-13.3%	38.7%	5
Cataloging Specialist	$35,129.82	-10.7%	$45,167.20	-11.7%	$54,200.64	-10.2%	54.3%	5
Chief Deputy Sheriff	$80,045.53	-20.2%	$93,745.13	-6.2%	$117,153.94	-6.6%	46.4%	9
Chief of Staff	$60,295.99	-9.4%	$77,261.97	-5.8%	$93,441.41	-2.7%	55.0%	6
Codes Inspector	$40,109.12	1.0%	$49,331.94	4.5%	$57,519.90	8.4%	43.4%	14
Corporal SRO	$39,106.34	-4.7%	$46,242.32	2.9%	$53,977.43	6.8%	38.0%	6
Counter Clerk I	$28,833.94	-7.0%	$36,481.55	-6.2%	$44,601.40	-6.8%	54.7%	8
Courier	$26,085.12	-23.6%	$30,882.72	-14.8%	$35,887.07	-9.7%	37.6%	6
Court Officer	$36,099.10	-13.8%	$42,152.24	-4.2%	$47,659.96	3.1%	32.0%	6
Courtroom Assistant	$27,405.49	-19.7%	$36,260.99	-24.2%	$44,601.40	-25.7%	62.7%	8
Crime Scene Investigator	$36,526.65	-15.1%	$48,760.78	-20.5%	$57,033.69	-16.0%	56.1%	5
Custodial Supervisor	$35,754.91	4.3%	$44,015.80	7.6%	$52,276.69	9.7%	46.2%	7
Custodian	$23,308.38	-10.5%	$28,448.66	-5.7%	$33,948.02	-3.8%	45.6%	11
Dental Assistant	$32,276.57	-19.8%	$38,871.87	-13.1%	$45,467.17	-8.8%	40.9%	6
Deputy Assessor	$35,583.21	-21.7%	$47,425.56	-27.2%	$57,501.03	-26.9%	61.6%	4
Deputy Clerk I	$26,795.70	-7.9%	$32,790.86	-3.5%	$38,807.03	-0.8%	44.8%	6
Deputy Sheriff	$36,181.16	-14.0%	$45,926.11	-13.5%	$53,491.62	-8.8%	47.8%	10
Drainage/Grading Supervisor	$42,615.64	-5.2%	$52,723.65	-2.0%	$65,503.46	-4.3%	53.7%	7
Drug Court Programs Director	$63,708.78	-23.1%	$76,726.17	-16.3%	$89,743.55	-11.9%	40.9%	5
Elections Deputy	$40,487.87	-50.2%	$48,760.78	-41.9%	$57,033.69	-36.5%	40.9%	5
Emergency Management Director	$73,681.10	-33.7%	$88,378.78	-21.0%	$103,606.46	-13.9%	40.6%	6
Engineering Supervisor	$61,167.12	-28.2%	$81,494.04	-34.0%	$100,404.86	-35.8%	64.1%	8
Engineering Technician	$42,916.92	-5.9%	$52,761.52	-2.1%	$64,013.21	-1.9%	49.2%	10
Environmental Health Manager	$57,377.75	-10.8%	$69,777.49	-5.7%	$84,549.73	-5.4%	47.4%	4
Environmental Health Specialist	$57,944.51	-55.1%	$70,473.76	-48.0%	$80,861.00	-39.7%	39.5%	4
Equipment Operator I	$30,056.01	-21.0%	$37,384.75	-18.0%	$45,259.92	-17.6%	50.6%	10
Equipment Operator II	$30,073.76	-11.6%	$38,266.07	-11.4%	$44,915.10	-7.5%	49.3%	7
Equipment Operator III	$32,199.56	-10.1%	$38,646.64	-3.7%	$46,449.42	-2.5%	44.3%	8
Equipment Operator IV	$33,949.91	-7.0%	$41,928.33	-3.6%	$52,003.08	-5.7%	53.2%	8
Executive Assistant	$42,420.23	-13.6%	$52,235.16	-9.7%	$64,078.43	-10.7%	51.1%	12
Finance Director	$101,098.66	-33.9%	$123,158.14	-23.1%	$145,450.10	-16.7%	43.9%	14
Fleet & Maintenance Supervisor	$47,856.22	7.5%	$57,209.94	13.3%	$73,682.59	8.2%	54.0%	9
Fleet Maintenance Tech	$33,756.28	-15.4%	$46,354.15	-24.3%	$57,560.71	-27.0%	70.5%	13
General Services Director	$83,899.57	-18.3%	$102,906.97	-9.5%	$121,914.37	-4.2%	45.3%	3
GIS Coordinator	$49,336.38	-21.7%	$62,981.80	-21.9%	$77,150.58	-22.8%	56.4%	10
GIS Technician	$41,196.78	-19.7%	$52,238.30	-19.0%	$64,013.21	-20.0%	55.4%	10
Highway Maintenance Technician	$32,424.00	-2.2%	$42,142.03	-4.2%	$49,575.70	-0.8%	52.9%	7

EXHIBIT 3C (CONTINUED)
SALARY SURVEY SUMMARY
75TH PERCENTILE

Classification	Survey Minimum		Survey Midpoint		Survey Maximum		Survey Avg Range Width	# Resp.
	75th Percentile	% Diff	75th Percentile	% Diff	75th Percentile	% Diff		
HR Director	$82,312.98	-31.6%	$100,890.92	-21.8%	$126,472.20	-22.6%	53.6%	14
Human Resources Coordinator	$42,916.92	-24.7%	$54,129.16	-23.3%	$62,585.09	-17.3%	45.8%	11
Human Resources Specialist	$37,119.70	8.4%	$49,933.97	3.4%	$60,763.32	3.3%	63.7%	11
Instructional Librarian	$47,856.22	-18.1%	$57,327.60	-10.9%	$73,649.20	-17.2%	53.9%	5
Investigator	$40,487.87	-17.6%	$49,687.39	-13.2%	$62,563.01	-17.2%	54.5%	10
Judicial Assistant	$34,213.75	-17.0%	$41,204.47	-10.5%	$48,195.18	-6.3%	40.9%	5
Judicial Commissioner	$33,171.63	-23.1%	$38,067.00	-10.8%	$47,414.50	-13.5%	42.9%	5
Library Director	$96,434.80	-44.8%	$125,371.30	-42.1%	$154,307.80	-40.4%	60.0%	5
Lieutenant	$54,440.52	-14.1%	$67,466.15	-10.9%	$80,849.75	-9.3%	48.5%	11
LPN	$33,027.98	-12.9%	$42,665.98	-14.4%	$48,666.70	-7.4%	47.3%	6
Magistrate	$75,634.86	-21.0%	$91,089.38	-9.9%	$106,543.89	-3.3%	40.9%	5
Maintenance Technician	$30,547.45	-33.4%	$37,157.90	-27.3%	$44,589.48	-25.7%	46.0%	5
Mapping Clerk	$34,213.75	-17.0%	$41,204.47	-10.5%	$48,195.18	-6.3%	40.9%	6
Network Administrator	$67,530.62	-41.5%	$75,273.12	-23.7%	$82,113.13	-11.0%	21.6%	9
Nurse Assistant	$25,730.76	-21.9%	$30,988.32	-15.2%	$36,245.87	-10.8%	40.9%	4
Nutrition Educator	$34,361.77	-17.5%	$43,399.45	-16.4%	$50,761.29	-12.0%	47.7%	6
Office Administrator	$42,277.99	-4.3%	$52,132.24	-0.9%	$62,298.26	0.8%	47.4%	6
Office Manager	$45,346.98	-11.9%	$54,612.22	-5.7%	$63,877.45	-1.7%	40.9%	9
Operations Manager	$59,494.05	-24.7%	$77,523.56	-27.4%	$95,553.07	-29.2%	60.6%	4
Parts Tech	$32,333.02	-10.6%	$42,338.82	-13.6%	$53,512.41	-18.1%	65.5%	6
Paving Supervisor	$38,970.35	3.8%	$48,198.79	6.7%	$57,398.50	8.6%	47.3%	7
Payroll Clerk	$37,234.66	-8.2%	$44,842.49	-2.2%	$53,166.09	0.4%	42.8%	8
Payroll Manager	$46,498.30	2.5%	$58,348.43	4.1%	$71,585.93	3.2%	54.0%	11
PC Specialist	$37,602.30	-18.5%	$46,779.13	-15.6%	$56,465.85	-14.8%	50.2%	11
Planner, Senior	$53,123.38	-20.8%	$69,990.93	-24.8%	$83,711.88	-22.8%	57.6%	8
Planning Director	$72,966.42	-32.4%	$89,602.45	-22.7%	$109,503.31	-20.4%	50.1%	8
Probation Director	$67,003.03	-14.1%	$79,317.46	-2.0%	$89,743.55	7.4%	33.9%	6
Probation Officer	$38,979.10	-13.2%	$45,508.23	-3.7%	$52,399.80	1.8%	34.4%	7
Project Manager	$73,441.14	-10.3%	$94,585.24	-7.2%	$115,833.87	-5.4%	57.7%	6
Property & Evidence Technician	$34,004.73	1.2%	$41,409.39	5.7%	$48,449.70	9.2%	42.5%	8
Public Information Officer	$43,827.61	0.3%	$51,901.12	7.4%	$61,447.49	9.8%	40.2%	11
Purchasing Agent	$58,913.55	5.8%	$70,517.82	14.9%	$83,812.52	18.8%	42.3%	10
Records Clerk	$27,275.05	-19.1%	$32,855.81	-12.6%	$39,696.88	-11.9%	45.5%	9
Reference Librarian	$48,250.02	-29.2%	$60,150.39	-26.3%	$73,903.46	-27.7%	53.2%	4
Risk Manager	$68,029.31	-31.4%	$83,087.27	-25.9%	$97,820.52	-21.9%	43.8%	10
RN	$53,423.34	-31.8%	$59,063.99	-14.3%	$65,420.83	-4.1%	22.5%	7
Sergeant	$48,259.98	-9.8%	$57,484.72	-2.5%	$68,817.16	-1.0%	42.6%	11
Shop Supervisor	$46,084.89	-13.7%	$58,650.23	-13.5%	$68,755.18	-9.5%	49.2%	8
Sign Shop Foreman	$42,684.12	-14.3%	$52,280.38	-9.8%	$61,876.64	-6.9%	45.0%	7
Sign Tech	$30,334.90	-3.7%	$40,357.08	-8.2%	$48,490.61	-7.0%	59.9%	8
Stormwater Manager	$54,767.50	-24.6%	$68,128.18	-21.5%	$80,137.44	-17.6%	46.3%	10
Systems Administrator	$56,882.19	-29.4%	$68,509.82	-22.2%	$80,137.44	-17.6%	40.9%	9
Tax & Rebate Specialist	$36,354.95	-24.3%	$42,947.39	-15.2%	$55,313.44	-22.0%	52.1%	5
Treatment Services Assistant	$31,028.82	-15.1%	$42,538.78	-23.8%	$54,787.11	-31.2%	76.6%	5
Treatment Specialist	$40,487.87	-17.6%	$48,760.78	-11.1%	$57,033.69	-6.9%	40.9%	3
Vegetation Control Supervisor	$35,127.63	13.3%	$49,331.94	4.5%	$63,536.25	-1.1%	80.9%	5
Veteran Services, Director	$56,995.45	-29.6%	$67,908.24	-21.1%	$75,239.76	-10.4%	32.0%	3
Veterinarian	$71,092.28	-13.7%	$92,228.66	-11.3%	$113,365.03	-9.9%	59.5%	4
Victim Witness Coordinator	$33,755.82	-15.4%	$41,484.74	-11.3%	$49,303.66	-8.8%	46.1%	3
Welder	$34,579.44	-0.4%	$47,594.82	-8.4%	$59,719.10	-11.9%	72.7%	8
Youth Services Officer	$40,567.59	-27.9%	$47,826.53	-18.2%	$56,566.62	-15.0%	39.4%	5
Overall Average		**-17.1%**		**-13.1%**		**-11.0%**	**48.9%**	**7.6**

Market Minimums

A starting point of the analysis was to compare the peer's market minimum for each classification to the County's range minimums. Market minimums are generally considered as an entry level salary for employees who meet the minimum qualifications of a classification. Those employees with salaries at or near the range minimums typically are unlikely to have mastered the job and probably have not acquired the skills and experience necessary to be fully proficient in their classification.

As **Exhibits 3B** and **3C** illustrate, for the benchmarked classifications, the County was, on average, approximately 12.9 percent below its desired market position at the minimum of the respective salary ranges with regard to the 65th percentile, and 17.1 percent below its desired market position with regard to the 75th percentile. The following observations can be made based on the collected data:

- Of the 99 classifications surveyed with differentials, 84 classifications (84.8 percent) had differentials below the market 65th percentile at the minimum.
- Of the 99 classifications surveyed with differentials, 87 classifications (87.9 percent) had differentials below the market 75th percentile at the minimum.

Market Midpoint

Market midpoints are important to consider because they are commonly recognized as the salary point at which employees are fully proficient in satisfactorily performing their work. As such, midpoint is often considered as the salary point at which a fully proficient employee could expect his or her salary to be placed.

As **Exhibits 3B** and **3C** illustrate, for the benchmarked classifications, the County was, on average, approximately 9.2 percent below the market 65th percentile at the midpoint of the respective salary ranges and 13.1 percent below the market 75th percentile. Based on the collected data, the following observations can be made:

- Of the 99 classifications surveyed with differentials, 79 classifications (80.0 percent) had differentials below the market 65th percentile at the midpoint.
- Of the 99 classifications surveyed with differentials, 86 classifications (86.9 percent) had differentials below the market 75th percentile at the midpoint.

Market Maximums

In this section, the average of the peer salary range maximums is compared to the County's range maximums for each benchmarked classification. The market maximum is significant as it represents the upper limit salary that an organization might provide to retain and/or reward experienced and high performing employees. Additionally, being competitive at the maximum allows organizations to attract highly qualified individuals for in-demand classifications.

DRAFT

As **Exhibits 3B** and **3C** illustrate, the County's benchmark positions were, on average, 6.2 percent below the market 65th percentile at the maximum of the respective salary ranges and 11.0 percent below the market 75th percentile. Based on the collected data, the following observations can be made:

- Of the 99 classifications surveyed with differentials, 69 classifications (70.0 percent) had differentials below the market 65th percentile at the maximum.
- Of the 99 classifications surveyed with differentials, 81 classifications (81.8 percent) had differentials below the market 75th percentile at the maximum.

3.2 MARKET SUMMARY

From the analysis of the data gathered in the external market assessment discussed above, the benchmark classifications' salary ranges were primarily found to be below the County's desired 65th and 75th percentile market positions. The review of the data indicates the County will benefit from the development and implementation of new pay plans aligned with its desired market positions for General and Sworn Sheriff Employees. The proposed new plans and additional recommendations can be found in the next chapter of this report.

DRAFT

Chapter 4 - Recommendations

The analysis of the County's current pay structure, peer salary data and desired market position revealed a need for the development of new pay plans. Evergreen worked to build on the strength of the existing pay structure while improving its overall competitiveness. Study recommendations, as well as the findings that led to each, are discussed in this chapter.

4.1 COMPENSATION

The compensation analysis included conducting an external market salary survey to assess the competitiveness of the current pay plan. During this assessment, the County's pay ranges for selected benchmark classifications were compared to the 65th percentile and 75th percentile of the identified market. Details regarding the external market assessment were provided in **Chapter 3** of this report.

FINDING:

Based on the results of the salary survey, the County's pay plan was found to have salary ranges that overall lagged its desired market position(s). This indicated a need for the development of new pay plans to achieve the County's desire to have a General Employee pay plan at the 65th percentile and a Sworn Sheriff Employee Pay Plan at the 75th percentile.

RECOMMENDATION 1: Create new step-based pay plans to align with the desired above market positions. Slot each classification in the respective new plan based on internal and external equity and transition employees' salaries into the plans.

Exhibit 4A shows the proposed new step-based pay plan for General Employees with 20 pay grades, numbered 301 through 320. The range spreads are consistently 56.0 percent throughout, differing from the plan adopted in 2015 to be more similar to peer structures.

DRAFT

EXHIBIT 4A
PROPOSED NEW PAY PLAN
GENERAL EMPLOYEES

Grade/Step	1	2	3	4	5	6	7
301	$ 23,821.90	$ 24,417.45	$ 25,027.88	$ 25,653.58	$ 26,294.92	$ 26,952.29	$ 27,626.10
302	$ 25,847.33	$ 26,493.51	$ 27,155.85	$ 27,834.74	$ 28,530.61	$ 29,243.88	$ 29,974.97
303	$ 28,044.36	$ 28,745.47	$ 29,464.11	$ 30,200.71	$ 30,955.73	$ 31,729.62	$ 32,522.86
304	$ 30,427.68	$ 31,188.37	$ 31,968.08	$ 32,767.28	$ 33,586.46	$ 34,426.13	$ 35,286.78
305	$ 33,014.22	$ 33,839.57	$ 34,685.56	$ 35,552.70	$ 36,441.52	$ 37,352.56	$ 38,286.37
306	$ 35,820.91	$ 36,716.43	$ 37,634.35	$ 38,575.20	$ 39,539.58	$ 40,528.07	$ 41,541.28
307	$ 38,865.83	$ 39,837.47	$ 40,833.41	$ 41,854.24	$ 42,900.60	$ 43,973.11	$ 45,072.44
308	$ 42,169.28	$ 43,223.51	$ 44,304.10	$ 45,411.70	$ 46,546.99	$ 47,710.67	$ 48,903.44
309	$ 45,753.85	$ 46,897.70	$ 48,070.14	$ 49,271.90	$ 50,503.69	$ 51,766.29	$ 53,060.44
310	$ 49,643.26	$ 50,884.34	$ 52,156.45	$ 53,460.36	$ 54,796.87	$ 56,166.79	$ 57,570.96
311	$ 53,863.46	$ 55,210.05	$ 56,590.30	$ 58,005.06	$ 59,455.18	$ 60,941.56	$ 62,465.10
312	$ 58,441.56	$ 59,902.59	$ 61,400.16	$ 62,935.16	$ 64,508.54	$ 66,121.26	$ 67,774.29
313	$ 62,240.64	$ 63,796.66	$ 65,391.57	$ 67,026.36	$ 68,702.02	$ 70,419.57	$ 72,180.06
314	$ 66,285.85	$ 67,942.99	$ 69,641.57	$ 71,382.61	$ 73,167.17	$ 74,996.35	$ 76,871.26
315	$ 70,594.11	$ 72,358.96	$ 74,167.94	$ 76,022.14	$ 77,922.69	$ 79,870.76	$ 81,867.53
316	$ 75,182.37	$ 77,061.93	$ 78,988.48	$ 80,963.19	$ 82,987.27	$ 85,061.95	$ 87,188.50
317	$ 80,068.68	$ 82,070.40	$ 84,122.16	$ 86,225.21	$ 88,380.84	$ 90,590.36	$ 92,855.12
318	$ 85,273.37	$ 87,405.20	$ 89,590.33	$ 91,830.09	$ 94,125.85	$ 96,478.99	$ 98,890.97
319	$ 90,815.63	$ 93,086.02	$ 95,413.17	$ 97,798.50	$ 100,243.46	$ 102,749.55	$ 105,318.29
320	$ 96,719.17	$ 99,137.15	$ 101,615.58	$ 104,155.97	$ 106,759.87	$ 109,428.87	$ 112,164.59

EXHIBIT 4A (CONTINUED)
PROPOSED NEW PAY PLAN
GENERAL EMPLOYEES

Grade/Step	8	9	10	11	12	13
301	$ 28,316.75	$ 29,024.67	$ 29,750.29	$ 30,494.05	$ 31,256.40	$ 32,037.81
302	$ 30,724.35	$ 31,492.46	$ 32,279.77	$ 33,086.76	$ 33,913.93	$ 34,761.78
303	$ 33,335.93	$ 34,169.33	$ 35,023.56	$ 35,899.15	$ 36,796.63	$ 37,716.55
304	$ 36,168.95	$ 37,073.17	$ 38,000.00	$ 38,950.00	$ 39,923.75	$ 40,921.85
305	$ 39,243.53	$ 40,224.62	$ 41,230.23	$ 42,260.99	$ 43,317.51	$ 44,400.45
306	$ 42,579.81	$ 43,644.30	$ 44,735.41	$ 45,853.80	$ 47,000.14	$ 48,175.14
307	$ 46,199.25	$ 47,354.23	$ 48,538.09	$ 49,751.54	$ 50,995.33	$ 52,270.21
308	$ 50,126.02	$ 51,379.17	$ 52,663.65	$ 53,980.24	$ 55,329.75	$ 56,712.99
309	$ 54,386.95	$ 55,746.63	$ 57,140.29	$ 58,568.80	$ 60,033.02	$ 61,533.85
310	$ 59,010.23	$ 60,485.49	$ 61,997.63	$ 63,547.57	$ 65,136.26	$ 66,764.66
311	$ 64,026.73	$ 65,627.40	$ 67,268.08	$ 68,949.78	$ 70,673.53	$ 72,440.37
312	$ 69,468.65	$ 71,205.36	$ 72,985.50	$ 74,810.13	$ 76,680.39	$ 78,597.40
313	$ 73,984.56	$ 75,834.18	$ 77,730.03	$ 79,673.28	$ 81,665.11	$ 83,706.74
314	$ 78,793.04	$ 80,762.87	$ 82,781.94	$ 84,851.49	$ 86,972.78	$ 89,147.10
315	$ 83,914.22	$ 86,012.07	$ 88,162.37	$ 90,366.43	$ 92,625.59	$ 94,941.23
316	$ 89,368.21	$ 91,602.42	$ 93,892.48	$ 96,239.79	$ 98,645.78	$ 101,111.93
317	$ 95,176.50	$ 97,555.91	$ 99,994.81	$ 102,494.68	$ 105,057.05	$ 107,683.47
318	$ 101,363.24	$ 103,897.32	$ 106,494.75	$ 109,157.12	$ 111,886.05	$ 114,683.20
319	$ 107,951.25	$ 110,650.03	$ 113,416.28	$ 116,251.69	$ 119,157.98	$ 122,136.93
320	$ 114,968.70	$ 117,842.92	$ 120,788.99	$ 123,808.72	$ 126,903.94	$ 130,076.53

EXHIBIT 4A (CONTINUED)
PROPOSED NEW PAY PLAN
GENERAL EMPLOYEES

Grade/Step	14	15	16	17	18	19
301	$ 32,838.75	$ 33,659.72	$ 34,501.21	$ 35,363.74	$ 36,247.84	$ 37,154.03
302	$ 35,630.82	$ 36,521.59	$ 37,434.63	$ 38,370.50	$ 39,329.76	$ 40,313.01
303	$ 38,659.46	$ 39,625.95	$ 40,616.60	$ 41,632.01	$ 42,672.81	$ 43,739.63
304	$ 41,944.89	$ 42,993.51	$ 44,068.35	$ 45,170.06	$ 46,299.31	$ 47,456.79
305	$ 45,510.46	$ 46,648.23	$ 47,814.43	$ 49,009.79	$ 50,235.04	$ 51,490.91
306	$ 49,379.52	$ 50,614.01	$ 51,879.36	$ 53,176.35	$ 54,505.75	$ 55,868.40
307	$ 53,576.97	$ 54,916.39	$ 56,289.30	$ 57,696.54	$ 59,138.95	$ 60,617.42
308	$ 58,130.82	$ 59,584.09	$ 61,073.69	$ 62,600.53	$ 64,165.54	$ 65,769.68
309	$ 63,072.19	$ 64,649.00	$ 66,265.22	$ 67,921.85	$ 69,619.90	$ 71,360.40
310	$ 68,433.78	$ 70,144.63	$ 71,898.24	$ 73,695.70	$ 75,538.09	$ 77,426.54
311	$ 74,251.38	$ 76,107.66	$ 78,010.35	$ 79,960.61	$ 81,959.63	$ 84,008.62
312	$ 80,562.33	$ 82,576.39	$ 84,640.80	$ 86,756.82	$ 88,925.74	$ 91,148.88
313	$ 85,799.41	$ 87,944.40	$ 90,143.01	$ 92,396.58	$ 94,706.50	$ 97,074.16
314	$ 91,375.77	$ 93,660.17	$ 96,001.67	$ 98,401.71	$ 100,861.76	$ 103,383.30
315	$ 97,314.76	$ 99,747.63	$ 102,241.32	$ 104,797.36	$ 107,417.29	$ 110,102.72
316	$ 103,639.72	$ 106,230.72	$ 108,886.49	$ 111,608.65	$ 114,398.86	$ 117,258.84
317	$ 110,375.56	$ 113,134.95	$ 115,963.32	$ 118,862.41	$ 121,833.97	$ 124,879.81
318	$ 117,550.28	$ 120,489.04	$ 123,501.27	$ 126,588.80	$ 129,753.52	$ 132,997.35
319	$ 125,190.35	$ 128,320.11	$ 131,528.11	$ 134,816.31	$ 138,186.72	$ 141,641.39
320	$ 133,328.45	$ 136,661.66	$ 140,078.20	$ 143,580.15	$ 147,169.66	$ 150,848.90

Exhibit 4B shows the proposed step-based pay plan for sworn Sheriff employees with 20 pay grades, numbered 101 through 120. The range spreads are consistently 56.0 percent throughout, differing from the plan adopted in 2015.

DRAFT

EXHIBIT 4B
PROPOSED NEW PAY PLAN
SWORN SHERIFF EMPLOYEES

Grade/Step	1	2	3	4	5	6	7
101	$ 24,708.10	$ 25,325.80	$ 25,958.95	$ 26,607.92	$ 27,273.12	$ 27,954.95	$ 28,653.82
102	$ 26,808.87	$ 27,479.10	$ 28,166.07	$ 28,870.23	$ 29,591.98	$ 30,331.78	$ 31,090.07
103	$ 29,087.64	$ 29,814.83	$ 30,560.20	$ 31,324.21	$ 32,107.31	$ 32,909.99	$ 33,732.74
104	$ 31,559.62	$ 32,348.61	$ 33,157.33	$ 33,986.26	$ 34,835.92	$ 35,706.81	$ 36,599.48
105	$ 34,242.38	$ 35,098.44	$ 35,975.90	$ 36,875.30	$ 37,797.18	$ 38,742.11	$ 39,710.67
106	$ 37,153.49	$ 38,082.33	$ 39,034.38	$ 40,010.24	$ 41,010.50	$ 42,035.76	$ 43,086.66
107	$ 40,311.68	$ 41,319.47	$ 42,352.45	$ 43,411.26	$ 44,496.55	$ 45,608.96	$ 46,749.18
108	$ 43,738.02	$ 44,831.47	$ 45,952.26	$ 47,101.06	$ 48,278.59	$ 49,485.56	$ 50,722.70
109	$ 47,455.95	$ 48,642.34	$ 49,858.40	$ 51,104.86	$ 52,382.48	$ 53,692.05	$ 55,034.35
110	$ 51,490.04	$ 52,777.29	$ 54,096.72	$ 55,449.14	$ 56,835.37	$ 58,256.26	$ 59,712.66
111	$ 55,867.24	$ 57,263.92	$ 58,695.52	$ 60,162.91	$ 61,666.98	$ 63,208.65	$ 64,788.87
112	$ 60,615.64	$ 62,131.04	$ 63,684.31	$ 65,276.42	$ 66,908.33	$ 68,581.04	$ 70,295.56
113	$ 64,556.06	$ 66,169.96	$ 67,824.21	$ 69,519.81	$ 71,257.81	$ 73,039.26	$ 74,865.24
114	$ 68,751.75	$ 70,470.55	$ 72,232.31	$ 74,038.12	$ 75,889.07	$ 77,786.30	$ 79,730.95
115	$ 73,220.29	$ 75,050.80	$ 76,927.07	$ 78,850.24	$ 80,821.50	$ 82,842.04	$ 84,913.09
116	$ 77,979.23	$ 79,928.71	$ 81,926.93	$ 83,975.10	$ 86,074.48	$ 88,226.34	$ 90,432.00
117	$ 83,047.32	$ 85,123.50	$ 87,251.59	$ 89,432.88	$ 91,668.70	$ 93,960.42	$ 96,309.43
118	$ 88,445.63	$ 90,656.77	$ 92,923.19	$ 95,246.27	$ 97,627.43	$ 100,068.11	$ 102,569.81
119	$ 94,194.07	$ 96,548.92	$ 98,962.64	$ 101,436.71	$ 103,972.63	$ 106,571.94	$ 109,236.24
120	$ 100,317.23	$ 102,825.16	$ 105,395.79	$ 108,030.68	$ 110,731.45	$ 113,499.74	$ 116,337.23

EXHIBIT 4B (CONTINUED)
PROPOSED NEW PAY PLAN
SWORN SHERIFF EMPLOYEES

Grade/Step	8	9	10	11	12	13
101	$ 29,370.17	$ 30,104.42	$ 30,857.03	$ 31,628.46	$ 32,419.17	$ 33,229.65
102	$ 31,867.33	$ 32,664.01	$ 33,480.61	$ 34,317.63	$ 35,175.57	$ 36,054.96
103	$ 34,576.06	$ 35,440.46	$ 36,326.48	$ 37,234.64	$ 38,165.50	$ 39,119.64
104	$ 37,514.47	$ 38,452.33	$ 39,413.64	$ 40,398.98	$ 41,408.96	$ 42,444.18
105	$ 40,703.43	$ 41,721.02	$ 42,764.04	$ 43,833.14	$ 44,928.97	$ 46,052.20
106	$ 44,163.82	$ 45,267.92	$ 46,399.62	$ 47,559.61	$ 48,748.60	$ 49,967.31
107	$ 47,917.91	$ 49,115.86	$ 50,343.76	$ 51,602.35	$ 52,892.41	$ 54,214.72
108	$ 51,990.76	$ 53,290.53	$ 54,622.79	$ 55,988.36	$ 57,388.07	$ 58,822.78
109	$ 56,410.21	$ 57,820.46	$ 59,265.97	$ 60,747.62	$ 62,266.31	$ 63,822.97
110	$ 61,205.48	$ 62,735.62	$ 64,304.01	$ 65,911.61	$ 67,559.40	$ 69,248.38
111	$ 66,408.59	$ 68,068.81	$ 69,770.53	$ 71,514.79	$ 73,302.66	$ 75,135.23
112	$ 72,052.95	$ 73,854.28	$ 75,700.63	$ 77,593.15	$ 79,532.98	$ 81,521.30
113	$ 76,736.87	$ 78,655.29	$ 80,621.67	$ 82,637.21	$ 84,703.14	$ 86,820.72
114	$ 81,724.23	$ 83,767.33	$ 85,861.52	$ 88,008.06	$ 90,208.26	$ 92,463.46
115	$ 87,035.91	$ 89,211.81	$ 91,442.11	$ 93,728.16	$ 96,071.36	$ 98,473.15
116	$ 92,692.80	$ 95,010.12	$ 97,385.38	$ 99,820.01	$ 102,315.51	$ 104,873.40
117	$ 98,717.17	$ 101,185.10	$ 103,714.72	$ 106,307.59	$ 108,965.28	$ 111,689.41
118	$ 105,134.06	$ 107,762.41	$ 110,456.47	$ 113,217.88	$ 116,048.33	$ 118,949.54
119	$ 111,967.15	$ 114,766.33	$ 117,635.48	$ 120,576.37	$ 123,590.78	$ 126,680.55
120	$ 119,245.66	$ 122,226.80	$ 125,282.47	$ 128,414.53	$ 131,624.90	$ 134,915.52

EXHIBIT 4B (CONTINUED)
PROPOSED NEW PAY PLAN
SWORN SHERIFF EMPLOYEES

Grade/Step	14	15	16	17	18	19
101	$ 34,060.39	$ 34,911.90	$ 35,784.70	$ 36,679.31	$ 37,596.30	$ 38,536.20
102	$ 36,956.33	$ 37,880.24	$ 38,827.24	$ 39,797.92	$ 40,792.87	$ 41,812.69
103	$ 40,097.63	$ 41,100.07	$ 42,127.58	$ 43,180.77	$ 44,260.28	$ 45,366.79
104	$ 43,505.29	$ 44,592.92	$ 45,707.74	$ 46,850.43	$ 48,021.70	$ 49,222.24
105	$ 47,203.50	$ 48,383.59	$ 49,593.18	$ 50,833.01	$ 52,103.83	$ 53,406.43
106	$ 51,216.49	$ 52,496.91	$ 53,809.33	$ 55,154.56	$ 56,533.43	$ 57,946.76
107	$ 55,570.09	$ 56,959.34	$ 58,383.32	$ 59,842.91	$ 61,338.98	$ 62,872.46
108	$ 60,293.35	$ 61,800.68	$ 63,345.70	$ 64,929.34	$ 66,552.57	$ 68,216.39
109	$ 65,418.55	$ 67,054.01	$ 68,730.36	$ 70,448.62	$ 72,209.83	$ 74,015.08
110	$ 70,979.59	$ 72,754.08	$ 74,572.93	$ 76,437.26	$ 78,348.19	$ 80,306.89
111	$ 77,013.61	$ 78,938.95	$ 80,912.42	$ 82,935.23	$ 85,008.61	$ 87,133.83
112	$ 83,559.33	$ 85,648.32	$ 87,789.53	$ 89,984.26	$ 92,233.87	$ 94,539.72
113	$ 88,991.24	$ 91,216.02	$ 93,496.42	$ 95,833.83	$ 98,229.68	$ 100,685.42
114	$ 94,775.05	$ 97,144.43	$ 99,573.04	$ 102,062.36	$ 104,613.92	$ 107,229.27
115	$ 100,934.98	$ 103,458.35	$ 106,044.81	$ 108,695.93	$ 111,413.33	$ 114,198.66
116	$ 107,495.23	$ 110,182.61	$ 112,937.18	$ 115,760.61	$ 118,654.62	$ 121,620.99
117	$ 114,481.65	$ 117,343.69	$ 120,277.28	$ 123,284.21	$ 126,366.32	$ 129,525.48
118	$ 121,923.28	$ 124,971.36	$ 128,095.64	$ 131,298.03	$ 134,580.49	$ 137,945.00
119	$ 129,847.56	$ 133,093.75	$ 136,421.10	$ 139,831.62	$ 143,327.42	$ 146,910.60
120	$ 138,288.41	$ 141,745.62	$ 145,289.26	$ 148,921.49	$ 152,644.53	$ 156,460.64

After developing the new pay plans, Evergreen slotted all classifications into the appropriate pay range within the plans. Both internal and external equity were analyzed when slotting the classifications. Assigning pay grades to classifications requires a balance of internal equity, desired market position, and recruitment and retention concerns. Thus, market range data shown in Chapter 3 were not the sole criteria for the proposed slotting of each classification. Some classifications' grade assignments varied from their associated market range due to the other factors mentioned above. The resulting recommended pay grades (ranges) for each of the County's classifications are shown in Exhibits 4C and 4D.

DRAFT

EXHIBIT 4C
PROPOSED NEW PAY GRADES
GENERAL EMPLOYEES

Class Title	Proposed Grade	Proposed Minimum	Proposed Midpoint	Proposed Maximum
Courier Custodian Custodian PT Fleet Services Assistant Food Services Associate Intern Jail Clerk Recycle Center Operator	301	$23,821.90	$ 30,487.97	$ 37,154.03
Breastfeeding Support Specialist Courtroom Assistant Deputy Clerk I Education Services Assistant Nurse Assistant Patron Account Associate Supply Specialist TIBRS & NCIC Data Clerk	302	$25,847.33	$ 33,080.17	$ 40,313.01
Collections Clerk Counter Clerk I Data Clerk Data Clerk Investigations Data Clerk Support Ops Deputy Clerk II Equipment Operator I Jail Records Clerk Law Enf Training Spec Patron Services Specialist Public Health Office Clerk Public Health Office Clerk PT Records Clerk School Guard Vehicle Washing Coordinator	303	$28,044.36	$ 35,892.00	$ 43,739.63

DRAFT

EXHIBIT 4C (CONTINUED)
PROPOSED NEW PAY GRADES
GENERAL EMPLOYEES

Class Title	Proposed Grade	Proposed Minimum	Proposed Midpoint	Proposed Maximum
Accounting Clerk I Animal Control Officer Assistant Jury Coordinator Catering Coordinator Counter Clerk II Courtroom Supervisor Deputy Clerk III Elections Specialist Temp Equipment Operator II Financial Services Assistant Kitchen Coordinator LPN Maintenance Technician Parts Tech Patron Services Assistant Personal Property Assistant Sign Tech Title Deeds Clerk	304	$30,427.68	$ 38,942.24	$ 47,456.79
Accounting Clerk II Administrative Assistant Administrative Specialist Assessor Clerk Cataloging Specialist Cattery Operations Manager Clerk & Master Deputy Clerk Counter Clerk III Dental Assistant Equipment Operator III Escrow & Collections Specialist Fleet Maintenance Tech Health Educator Judicial Assistant Judicial Commissioner Judicial Commissioner PT Kennel Operations Manager Law Clerk Office Specialist Online Services Coordinator Records Management Clerk Seizure Specialist Tax & Customer Service Spec Temp Tax & Customer Service Specialist Tax Freeze Specialist Treatment Services Assistant Veterinary Technician Victim Witness Coordinator Youth Services Specialist	305	$33,014.22	$ 42,252.57	$ 51,490.91

EXHIBIT 4C (CONTINUED)
PROPOSED (UPDATED) PAY GRADES
GENERAL EMPLOYEES

Class Title	Proposed Grade	Proposed Minimum	Proposed Midpoint	Proposed Maximum
Accounting Clerk III Accounting Technician Administrative Support Specialist Background Investigator Case Manager Commission Assistant Counter Clerk Supervisor Court Officer Deputy Assessor Deputy Sheriff Deputy Sheriff COPS Grant Elections Deputy Equipment Operator IV Financial Services Assistant GIS Technician Judicial Commissioner Supervisor Maintenance Technician - Hwy Mapping Clerk Nutrition Educator Office Supervisor PC Specialist Probation Officer Process Server PT PC Specialist Public Events Coordinator Public Relations Manager Social Counselor Tax & Rebate Specialist Veterans Treatment Program Coordinator Welder	306	$35,820.91	$ 45,844.65	$ 55,868.40
Accounting & Bankruptcy Specialist Accounts Payable Clerk, Senior Assistant Office Manager Assistant Office Manager Drug Task Force At-Risk Intensive Int & Prev Couns Corporal Custodial Supervisor Deputy Assessor, Senior Elections Chief Deputy Executive Assistant Law Enforcement Training Spec Office Administrator, Assistant Payroll Clerk TAC & NCIC Data Clerk Worker Compensation Coordinator Youth Services Officer	307	$38,865.83	$ 49,741.62	$ 60,617.42

DRAFT

EXHIBIT 4C (CONTINUED)
PROPOSED NEW PAY GRADES
GENERAL EMPLOYEES

Class Title	Proposed Grade	Proposed Minimum	Proposed Midpoint	Proposed Maximum
Accounting Analyst Assistant EMA Director Assistant Veterans Service Officer Codes Inspector Contract Manager Dietician Drainage/Grading Supervisor Engineering Technician Human Resources Coordinator Human Resources Specialist Investigator Sex Off Reg Office Administrator Office Manager Patron Services Manager Paving Supervisor Purchasing Specialist Sign Shop Foreman Treatment Specialist Vegetation Control Supervisor	308	$42,169.28	$ 53,969.48	$ 65,769.68
Adult Services Coordinator Chief Deputy Clerk & Master Chief Deputy of Technology Collections Librarian Criminal Justice Coordinator Inspection Services Coordinator Learning Commons Coordinator Network Engineer Records Manager & County Archivist Shop Supervisor Sign Shop Supervisor Sr Asst Veterans Service Officer	309	$45,753.85	$ 58,557.13	$ 71,360.40
Assistant Purchasing Agent Chief Deputy Register of Deeds Environmental Health Specialist GIS Coordinator Payroll Manager Reference Librarian Senior Network Engineer Sergeant Stormwater Manager & Construction Coordinator Youth Services Coordinator	310	$49,643.26	$ 63,534.90	$ 77,426.54

DRAFT

EXHIBIT 4C (CONTINUED)
PROPOSED NEW PAY GRADES
GENERAL EMPLOYEES

Class Title	Proposed Grade	Proposed Minimum	Proposed Midpoint	Proposed Maximum
Chief Financial Officer Deputy Chief of Staff Education Services Manager Fleet & Maintenance Supervisor Juvenile Court Services Director Lieutenant Network Administrator Operations Manager Planner, Senior RN Veteran Services, Director	311	$53,863.46	$ 68,936.04	$ 84,008.62
Accounting Manager Assistant IT Director Building Official Chief Deputy Assessor Chief Deputy Court Clerk Engineering Supervisor Environmental Health Manager IT Manager Systems Administrator	312	$58,441.56	$ 74,795.22	$ 91,148.88
Chief of Staff Conservation Director Drug Court Programs Director Risk Manager Senior Systems Administrator Watershed Coordinator	313	$62,240.64	$ 79,657.40	$ 97,074.16
Budget Manager Deputy Chief Investigations Deputy Director Medical Unit Supervisor Probation Director Purchasing Agent Veterinarian	314	$66,285.85	$ 84,834.57	$103,383.30

DRAFT

EXHIBIT 4C (CONTINUED)
PROPOSED NEW PAY GRADES
GENERAL EMPLOYEES

Class Title	Proposed Grade	Proposed Minimum	Proposed Midpoint	Proposed Maximum
Animal Center Director Appellate Defender Assistant Superintendent/Engineer Emergency Management Director General Services Director HR Director Magistrate Planning Director Project Manager	315	$70,594.11	$ 90,348.42	$110,102.72
IT Director Library Director	317	$80,068.68	$102,474.25	$124,879.81
Dentist Finance Director	320	$96,719.17	$123,784.04	$150,848.90

EXHIBIT 4D
PROPOSED NEW PAY GRADES
SWORN SHERIFF EMPLOYEES

Class Title	Proposed Grade	Proposed Minimum	Proposed Midpoint	Proposed Maximum
Court Security Property & Evidence Technician	105	$34,242.38	$ 43,824.41	$ 53,406.43
Asst Training Dir POST Court Officer Crime Scene Investigator Deputy Sheriff Deputy Sheriff COPS Grant Deputy Sheriff SRO Deputy Sheriff Traffic Process Server	106	$37,153.49	$ 47,550.12	$ 57,946.76
Corporal Corporal Adm Corporal SRO Deputy Sheriff Training Investigator Investigator Drugs Investigator Sex Off Reg	107	$40,311.68	$ 51,592.07	$ 62,872.46
Public Information Officer	108	$ 43,738.02	$ 55,977.20	$ 68,216.39

DRAFT

EXHIBIT 4D (CONTINUED)
PROPOSED (UPDATED) PAY GRADES
SWORN SHERIFF EMPLOYEES

Class Title	Proposed Grade	Proposed Minimum	Proposed Midpoint	Proposed Maximum
Sergeant Sergeant Investigation Sergeant SRO Sergeant Traffic	109	$47,455.95	$ 60,735.51	$ 74,015.08
Asst Training Dir TCI Lieutenant Lieutenant Investigations Lieutenant Traffic	111	$55,867.24	$ 71,500.53	$ 87,133.83
IT Manager	112	$ 60,615.64	$ 77,577.68	$ 94,539.72
Captain Adm Ops Captain Court Services Captain Patrol	113	$64,556.06	$ 82,620.74	$100,685.42
Deputy Chief Deputy Chief Investigations Deputy Chief Support Ops	114	$68,751.75	$ 87,990.51	$107,229.27
Chief Deputy Sheriff	117	$ 83,047.32	$ 106,286.40	$ 129,525.48

After assigning pay grades to classifications, the next step was to develop appropriate alternative methods (options) for transitioning employees' salaries into the new pay plans. This was done utilizing equitable methods of calculating salaries in the new pay plan/grades and determining whether adjustments were necessary to individual salaries to bring them to their calculated salary. Evergreen recommended several options and the County chose the following method of implementing the new plans.

<u>Move Toward Market (3-Tier) & Closest Step in Revised Pay Plan:</u>

With this option, employees are first brought to the minimum of their respective proposed pay grade if not already at or above this value. Then, employees' salaries are moved closer toward the market point of their proposed pay grade range based on total tenure. The 'tiers' used in this method are 1-3 years, 3-7 years, and over 7 years. Increments are designed to give larger adjustments (in percentage terms) to those with salaries furthest from the market (midpoint) and to provide greater adjustments to those employees with more tenure. Employees at or above the market point are unaffected. Next, all employees whether above or below the market point of their respective ranges are brought up to the nearest step value in their respective pay grades. If any employees already had salaries above the highest step in their pay grade, their salary was unaffected.

DRAFT

Utilizing this approach, adjustments were recommended for 509 general employees, planned to be effective July 1, 2019 with an approximate annualized cost of **$1,681,900**. Adjustments were also recommended for 158 sworn Sheriff employees, effective July 1, 2019 with an approximate annualized cost of **$592,584**. This is the approximate cost for salary adjustments (only) and does not include the associated costs for employee benefits.

4.2 SYSTEM ADMINISTRATION

The County's compensation system will continue to require periodic maintenance. The recommendations provided to improve the competiveness of the plan were developed based on conditions at the time the data were collected. Without proper upkeep, the potential for recruitment and retention issues may increase as the compensation and classification system becomes dated and less competitive.

RECOMMENDATION 2: Conduct small-scale salary surveys as needed to assess the market competitiveness of hard-to-fill classifications and/or classifications with retention issues, and make changes to pay grade assignments if necessary.

While it is unlikely that the pay plans will need to be adjusted for several years, a small number of classifications' pay grades may need to be reassigned more frequently. If one or more classifications are exhibiting high turnover or are having difficulty with recruitment, the County should collect salary range data from peer organizations to determine whether an adjustment is needed for the pay grade of the classification(s). If increasing a classification's pay grade based on market data does not help with the recruitment and/or retention issues, it may be necessary for the County to offer incentives to attract employees to the position and/or to encourage employees to remain in the position.

RECOMMENDATION 3: Conduct a comprehensive classification and compensation study every three to five years.

Small-scale salary surveys can improve the market position of specific classifications, but it is recommended that a full classification and compensation study be conducted every three to five years to preserve both internal and external equity for the County. Changes to classification and compensation do occur, and while the increments of change may seem minor, they can compound over time. A failure to react to these changes quickly has the potential to place the County in less than desirable position for recruiting and retaining quality employees.

DRAFT

4.4 SUMMARY

The recommendations in this chapter provide an update to the compensation system for County employees. If implemented, the recommendations will enhance the County's competitiveness in the labor market. By implementing the new (updated) pay plans, the County will have a responsive compensation system for several years to come. While the upkeep of this will require work, the County will find that having a more competitive compensation system that enhances strong recruitment and employee retention is well worth this commitment.

DRAFT

Blount County Government

359 Court Street
Maryville, TN 37804-5906

Meeting Minutes - Final

Human Resources Committee

Wednesday, January 2, 2019 | **5:00 PM** | **Blount County Courthouse, Room 430**

Roll Call

Present 10 - Mayor Ed Mitchell, Highway Superintendent Jeff Headrick, Register of Deeds Phyllis Crisp, Trustee Scott Graves, School Representative David Murrell, Chairperson Jared Anderson, Commissioner Richard Carver, Vice Chair Dodd Crowe, Commissioner Jim Hammontree, and Commissioner Tom Stinnett

Absent 2 - School Representative Rob Britt, and Sheriff Jim Berrong

Emergency Announcement

A. Setting of Agenda

The Chairman pulled item G from the agenda. A motion was made by Commissioner Hammontree, seconded by Highway Superintendent Headrick to set the agenda omitting item G. An electronic vote was taken. The Chairman declared the motion to have passed by the following vote:

Yes: 10 - Mayor Mitchell, Highway Superintendent Headrick, Register of Deeds Crisp, Trustee Graves, School Representative Murrell, Chairperson Anderson, Commissioner Carver, Vice Chair Crowe, Commissioner Hammontree, and Commissioner Stinnett

No: 0

Absent: 2 - School Representative Britt, and Sheriff Berrong

Abstain: 0

B. Public Input on Items on the Agenda

None

C. Approval of Minutes

A motion was made by Commissioner Hammontree, seconded by Register of Deeds Crisp, that the October 18, 2018 Minutes be approved. An electronic vote was taken. The Chairman declared the motion to have passed by the following vote:

Yes: 10 - Mayor Mitchell, Highway Superintendent Headrick, Register of Deeds Crisp, Trustee Graves, School Representative Murrell, Chairperson Anderson, Commissioner Carver, Vice Chair Crowe, Commissioner Hammontree, and Commissioner Stinnett

No: 0

Absent: 2 - School Representative Britt, and Sheriff Berrong

Abstain: 0

Attachments: 1152_M_Human_Resources_Committee_18-10-16_Meeting_Minutes

D. Financial Reporting

Attachments: HR_Revenue and Expenditures (1)

E. Update Open Enrollment

F. Specialty Pharmacy Vendor Contract

Cole Harris, current broker with CBIZ Benefits, presented information to the Committee the rising cost of prescription drugs and different avenues the County can explore to help mitigate some of those costs. The Committee requested Mr. Harris to return with more information and proposal for further discussion and action.

G. Amendment to Allegiance Contract

This item was removed

H. Discussion and Action regarding Evergreen Solution's Complensation Plan recommended update

A motion was made by Commissioner Hammontree, seconded by Mayor Mitchell, to forward to the Commission Workshop, the recommended compensation plan update from Evergreen Solutions.

A motion was made by Commissioner Stinnett, seconded by Vice Chair Commissioner Crowe, to amend the original motion to have one pay plan for all employees at the 75th percentile of market. An electronic vote was taken. The Chairman declared the motion to have failed by the following vote:

Yes: 1 - Commissioner Stinnett

No: 8 - Mayor Mitchell, Highway Superintendent Headrick, Register of Deeds Crisp, Trustee Graves, Chairperson Anderson, Commissioner Carver, Vice Chair Crowe, and Commissioner Hammontree

Absent: 3 - School Representative Murrell, School Representative Britt, and Sheriff Berrong

Abstain: 0

H. Discussion and Action regarding Evergreen Solution's Complensation Plan recommended update

An electronic vote was taken on the main motion. The Chairman declared the motion to have passed by the following vote:

Yes: 9 - Mayor Mitchell, Highway Superintendent Headrick, Register of Deeds Crisp, Trustee Graves, Chairperson Anderson, Commissioner Carver, Vice Chair Crowe, Commissioner Hammontree, and Commissioner Stinnett

No: 0

Absent: 3 - School Representative Murrell, School Representative Britt, and Sheriff Berrong

Abstain: 0

Attachments: Evergreen Resolution Draft

DR - Compensation Plan Update for Blount County

Memo to HR Committee Compensation Study Update

I. Technical corrections to the Employee Handbook

A motion was made by Trustee Graves, seconded by Register of Deeds Crisp, that the HR Director Jaclyn Johnson to make technical corrections to create consistancy throughout the Blount County Government Employee Handbook . An electronic vote was taken. The Chairman declared the motion to have passed by the following vote:

Yes: 9 - Mayor Mitchell, Highway Superintendent Headrick, Register of Deeds Crisp, Trustee Graves, Chairperson Anderson, Commissioner Carver, Vice Chair Crowe, Commissioner Hammontree, and Commissioner Stinnett

No: 0

Absent: 3 - School Representative Murrell, School Representative Britt, and Sheriff Berrong

Abstain: 0

J. Adjournment

Blount County Government

Human Resources Department

Jaclyn Johnson
Director of Human Resources
and Payroll
397 Court Street
Maryville, Tennessee 37804
Phone: 865/273-5721
Fax: 865/273-5783
jjohnson@blounttn.org
www.blounttn.org/hr

TO: **HR Committee**

RE: **Compensation Plan Update**

DATE: **December 20, 2018**

Blount County Government contracted with Evergreen Solutions, LLC in 2014 to conduct an Employee Classification and Compensation study. Prior to that time, Blount County did not have an organized county-wide employee classification and compensation system, so Evergreen Solutions, LLC was contracted to help develop and implement a step-based, competitive classification and compensation system. One of the recommendations, at that time, was to conduct a compensation update study every 3 to 5 years to preserve both the internal and external equity for the County's pay system. Following that guidance, in late 2017 Blount County requested an update to ensure its pay structure remains competitive. Again, the County contracted with Evergreen Solutions, LLC.

Evergreen Solutions analyzed both our current salary structure and market competitiveness of the plan; then, as a result of their findings, developed recommendations for a new pay plan and method of implementation. The results of the study are outlined in the draft report attached.

The results of the compensation update study have been reviewed by members of the HR and Finance departments and discussed, at length, with the team from Evergreen Solutions to ensure understanding of the findings and recommendations. Additionally, the study and implementation plan were presented to each of the elected officeholders and the results were reviewed in detail. I trust this information along with the draft report from Evergreen Solutions will enhance your understanding of the study results provided in your briefing.

With the support of the HR committee, we will ask commission to approve the updated pay plan, fulfilling the commitment to review the plan every 3-5 years. If approved, we will use this calculous to determine the budget for fiscal year 19-20 and implement the changes in July 2019.

If you have questions after reviewing the information, please don't hesitate to contact me via email at jjohnson@blounttn.org or via phone at 865-273-5721.

Thank you,

Jaclyn Johnson

Jaclyn Johnson